



US00D772412S

(12) **United States Design Patent** (10) **Patent No.:** **US D772,412 S**
Efinger et al. (45) **Date of Patent:** **** Nov. 22, 2016**

(54) **MEDICAL NAVIGATION INSTRUMENT**

(71) Applicant: **KARL STORZ GmbH & Co. KG,**
Tuttlingen (DE)

(72) Inventors: **Andreas Efinger,** Rietheim (DE);
Mathias Stengele, Steisslingen (DE);
Andreas Halbleib, Constance (DE);
Dejan Ilic, Constance (DE)

(73) Assignee: **KARL STORZ GmbH & Co. KG,**
Tuttlingen (DE)

(**) Term: **14 Years**

(21) Appl. No.: **29/506,210**

(22) Filed: **Oct. 14, 2014**

(30) **Foreign Application Priority Data**

Apr. 11, 2014 (EM) 002445627-0001

(51) **LOC (10) Cl.** **24-02**

(52) **U.S. Cl.**
USPC **D24/147**

(58) **Field of Classification Search**
USPC D24/146, 147, 133, 130, 113, 114;
600/385, 573, 583; 606/167, 172,
606/181-185; 210/453
CPC A61B 5/00; A61B 5/15; A61B 17/32;
A61B 17/32053
See application file for complete search history.

(56) **References Cited**

U.S. PATENT DOCUMENTS

D357,068 S * 4/1995 Koros D24/147
D511,002 S * 10/2005 Easley D24/144

D590,946 S * 4/2009 Baynham D24/146
D619,251 S * 7/2010 Justiniano-Garcia D24/133
D627,460 S * 11/2010 Horton D24/133
D685,466 S * 7/2013 Moshinsky D24/130
D692,134 S * 10/2013 Lee-Sepsick D24/146
D724,725 S * 3/2015 Chang D24/133
D735,856 S * 8/2015 Koch D24/147
D736,378 S * 8/2015 Salehi D24/147
D744,649 S * 12/2015 Brannon D24/146

* cited by examiner

Primary Examiner — Ian Simmons

Assistant Examiner — Carissa C Fitts

(74) *Attorney, Agent, or Firm* — Muncy, Geissler, Olds & Lowe, P.C.

(57) **CLAIM**

The ornamental design for a medical navigation instrument, as shown and described.

DESCRIPTION

FIG. 1 is a side perspective view of a medical navigation instrument according to the present invention.

FIG. 2 is a top view of the medical navigation instrument of FIG. 1.

FIG. 3 is a bottom view of the medical navigation instrument of FIG. 1.

FIG. 4 is a rear view of the medical navigation instrument of FIG. 1.

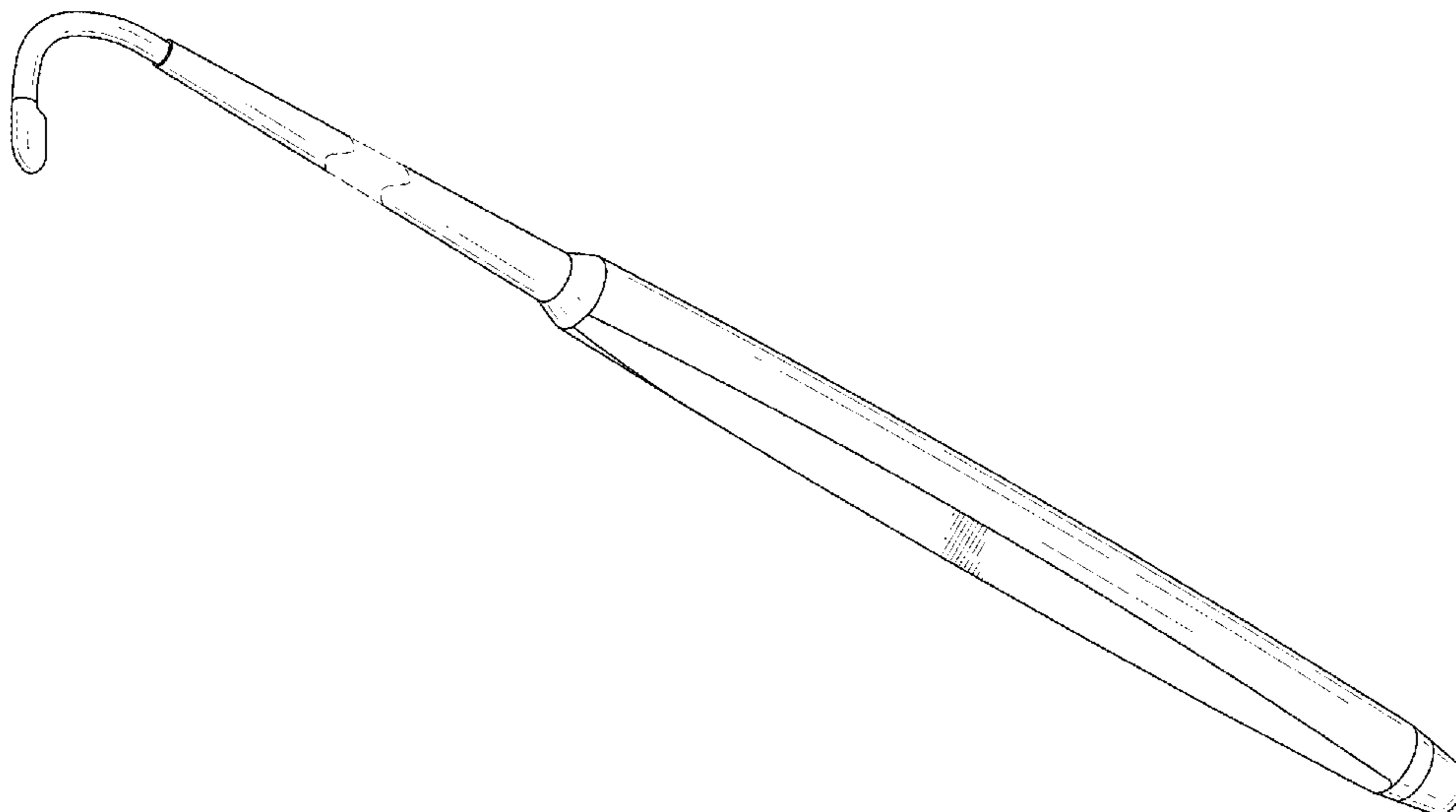
FIG. 5 is a front view of the medical navigation instrument of FIG. 1.

FIG. 6 is a left view of the medical navigation instrument of FIG. 1; and,

FIG. 7 is a right view of the medical navigation instrument of FIG. 1.

The broken lines represent unclaimed portions of the article and forms no part of the claimed design.

1 Claim, 6 Drawing Sheets



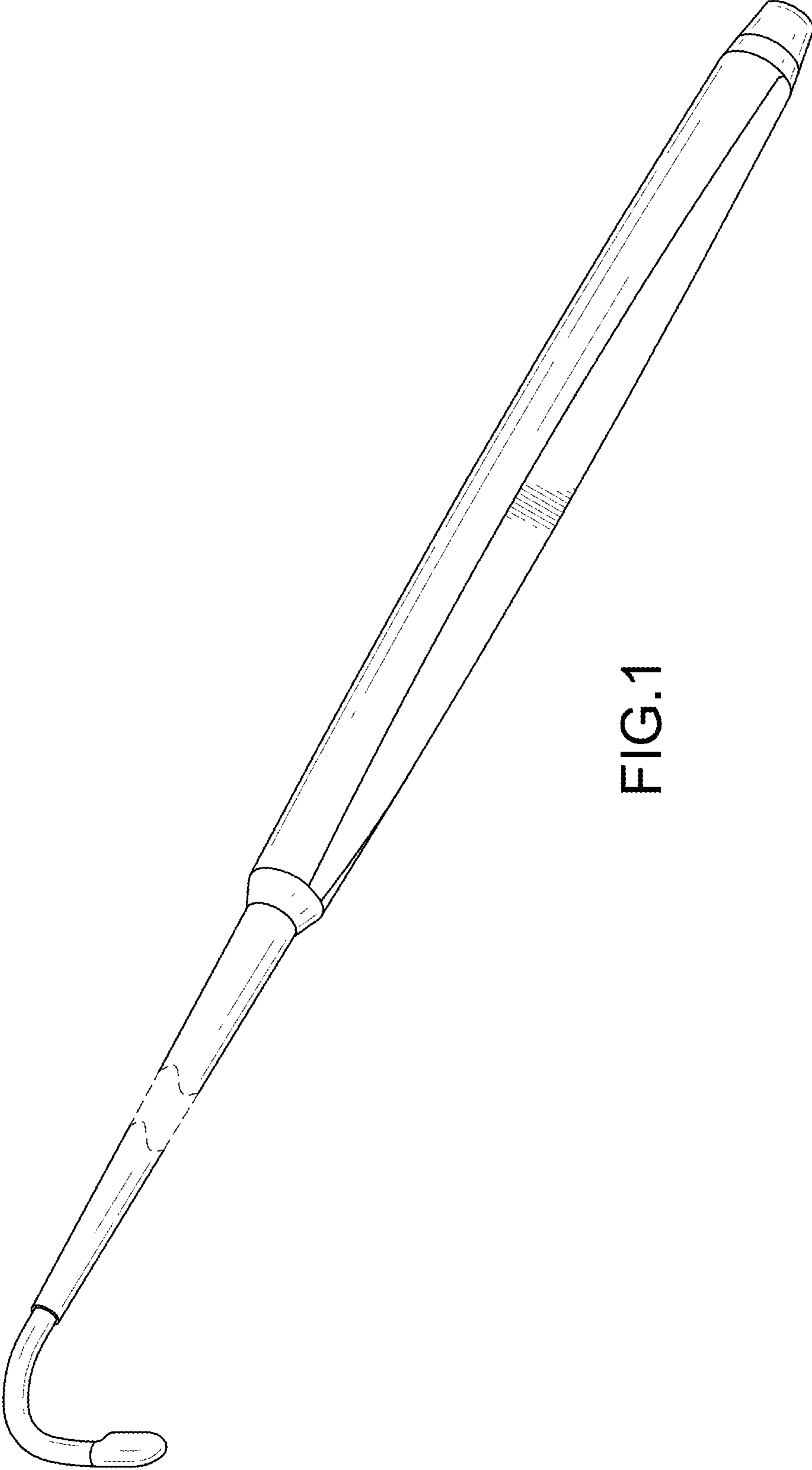


FIG.1



FIG.2



FIG.3

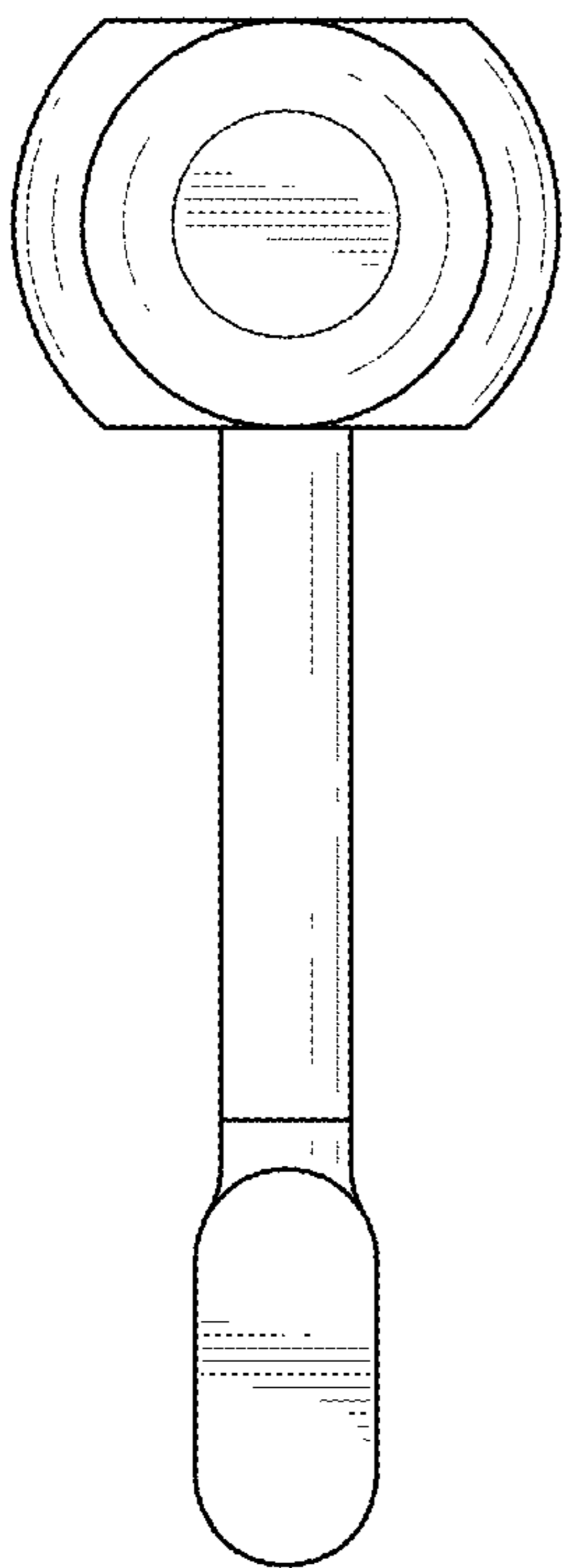


FIG. 4

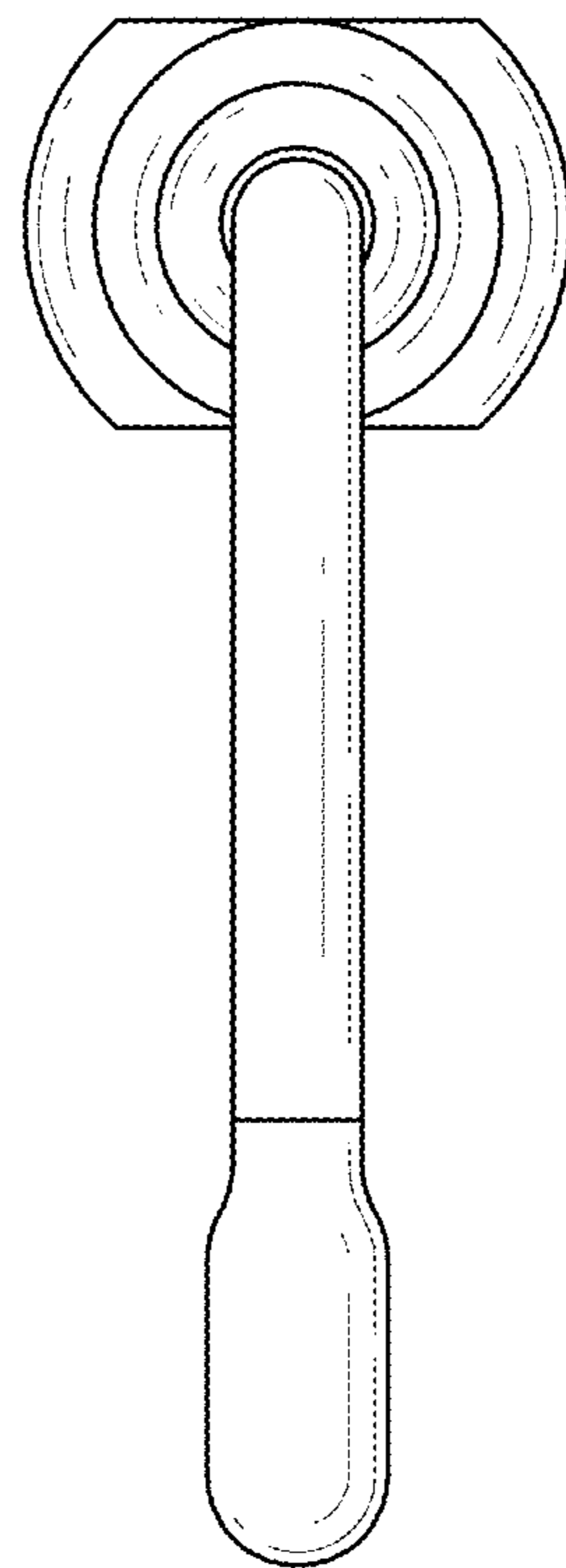


FIG. 5

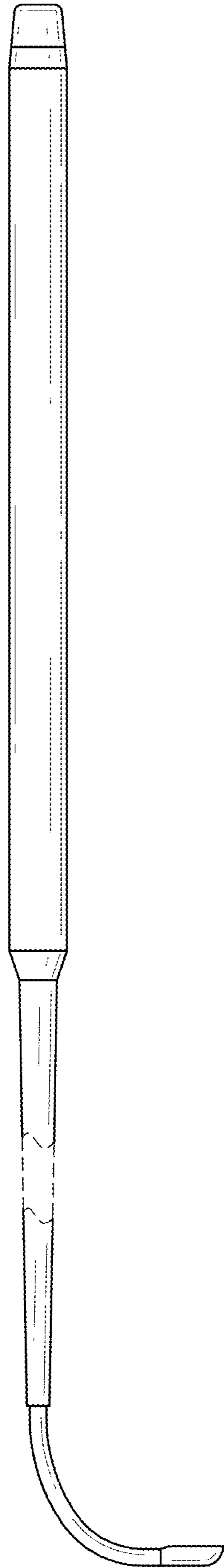


FIG. 6

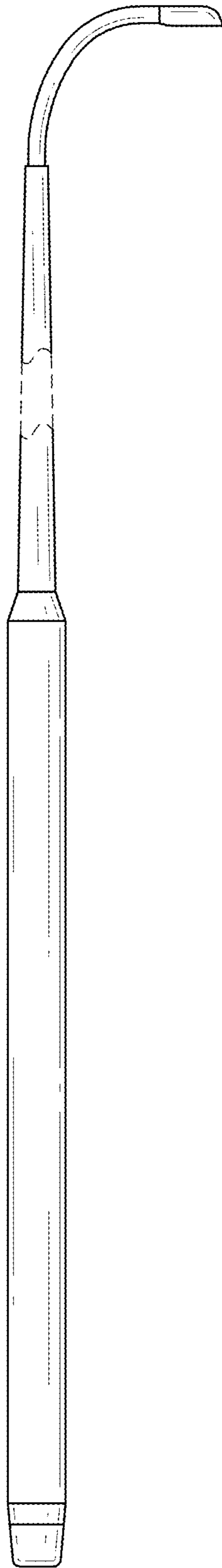


FIG. 7