

US00D772362S

(12) **United States Design Patent** (10) **Patent No.:** **US D772,362 S**  
**Ito et al.** (45) **Date of Patent:** **\*\* Nov. 22, 2016**

(54) **GOLF CLUB SHAFT**  
(71) Applicant: **Mitsubishi Rayon Co., Ltd.**,  
Chiyoda-ku, Tokyo (JP)  
(72) Inventors: **Akinari Ito**, Tokyo (JP); **Masahiro Kishi**, Toyohashi (JP)  
(73) Assignee: **Mitsubishi Rayon Co., Ltd.** (JP)  
(\*\*) Term: **15 Years**

D430,248 S \* 8/2000 Adams ..... D21/757  
D444,526 S \* 7/2001 Adams ..... D21/757  
D466,575 S \* 12/2002 Hedrick ..... D21/757  
D507,815 S \* 7/2005 Hedrick ..... D21/757  
D537,498 S \* 2/2007 Brookshire-Herron ..... D21/757  
D602,107 S \* 10/2009 Shiga ..... D21/757  
D602,108 S \* 10/2009 Miyama ..... D21/757  
D618,297 S \* 6/2010 Miyama ..... D21/757  
D641,820 S \* 7/2011 Swist ..... D21/757  
D664,226 S \* 7/2012 Ito ..... D21/757  
D664,620 S \* 7/2012 Ito ..... D21/757  
D699,801 S \* 2/2014 Ito ..... D21/757

\* cited by examiner

(21) Appl. No.: **29/532,475**

(22) Filed: **Jul. 7, 2015**

(30) **Foreign Application Priority Data**

Jan. 8, 2015 (JP) ..... 2015-000264

(51) **LOC (10) Cl.** ..... **21-02**

(52) **U.S. Cl.**  
USPC ..... **D21/757**

(58) **Field of Classification Search**  
USPC ..... D21/756-757  
CPC ..... A63B 53/10; A63B 53/12; A63B 60/00;  
A63B 60/46  
See application file for complete search history.

(56) **References Cited**

**U.S. PATENT DOCUMENTS**

1,317,146 A \* 9/1919 Welles ..... B29C 63/40  
156/185  
D327,309 S \* 6/1992 Shigetoh ..... D21/757

*Primary Examiner* — Mitchell Siegel

(74) *Attorney, Agent, or Firm* — Saidman DesignLaw Group, LLC

(57) **CLAIM**

The ornamental design for a golf club shaft, as shown and described.

**DESCRIPTION**

FIG. 1 is a front elevational view of a golf club shaft showing our new design;  
FIG. 2 is a rear elevational view thereof;  
FIG. 3 is a top plan view thereof; and,  
FIG. 4 is a bottom plan view thereof.  
The broken lines are environmental only and form no part of the claimed design.

**1 Claim, 2 Drawing Sheets**



FIG. 1




FIG. 2






FIG. 3




FIG. 4

