



US00D772360S

(12) **United States Design Patent**
Chorne

(10) **Patent No.:** **US D772,360 S**

(45) **Date of Patent:** **** Nov. 22, 2016**

(54) **INSERT FOR A HOCKEY STICK BLADE**

(71) Applicant: **Robert Chorne**, Freeport, NY (US)

(72) Inventor: **Robert Chorne**, Freeport, NY (US)

(**) Term: **14 Years**

(21) Appl. No.: **29/474,874**

(22) Filed: **Mar. 5, 2015**

(51) **LOC (10) Cl.** **21-02**

(52) **U.S. Cl.**

USPC **D21/753**

(58) **Field of Classification Search**

USPC D21/727, 753

CPC A63B 59/70; A63B 2053/0416; A63B
2102/24

See application file for complete search history.

(56) **References Cited**

U.S. PATENT DOCUMENTS

5,294,113 A * 3/1994 Ladouceur A63B 59/70
473/563

5,810,682 A * 9/1998 Carruthers A63B 59/70
473/528

5,816,962 A * 10/1998 Etersque A63B 59/70
473/563

D514,178 S * 1/2006 Cutchey D21/727

D523,497 S * 6/2006 Johnson D20/11

7,326,136 B2 * 2/2008 Jean B29C 70/086
473/563

7,914,403 B2 * 3/2011 Ie A63B 59/70
473/563

D639,364 S * 6/2011 Torres D21/753

7,980,969 B1 * 7/2011 Hochberg A63B 59/70
473/563

D687,109 S * 7/2013 Giordani D21/754

8,608,597 B2 * 12/2013 Avnery B29C 43/021
264/241

* cited by examiner

Primary Examiner — Mitchell Siegel

(57) **CLAIM**

The ornamental design for an insert for a hockey stick blade,
as shown and described.

DESCRIPTION

FIG. 1 is a perspective view of an insert for a hockey stick
blade, showing my new design;

FIG. 2 is a front elevation view thereof;

FIG. 3 is a bottom view thereof;

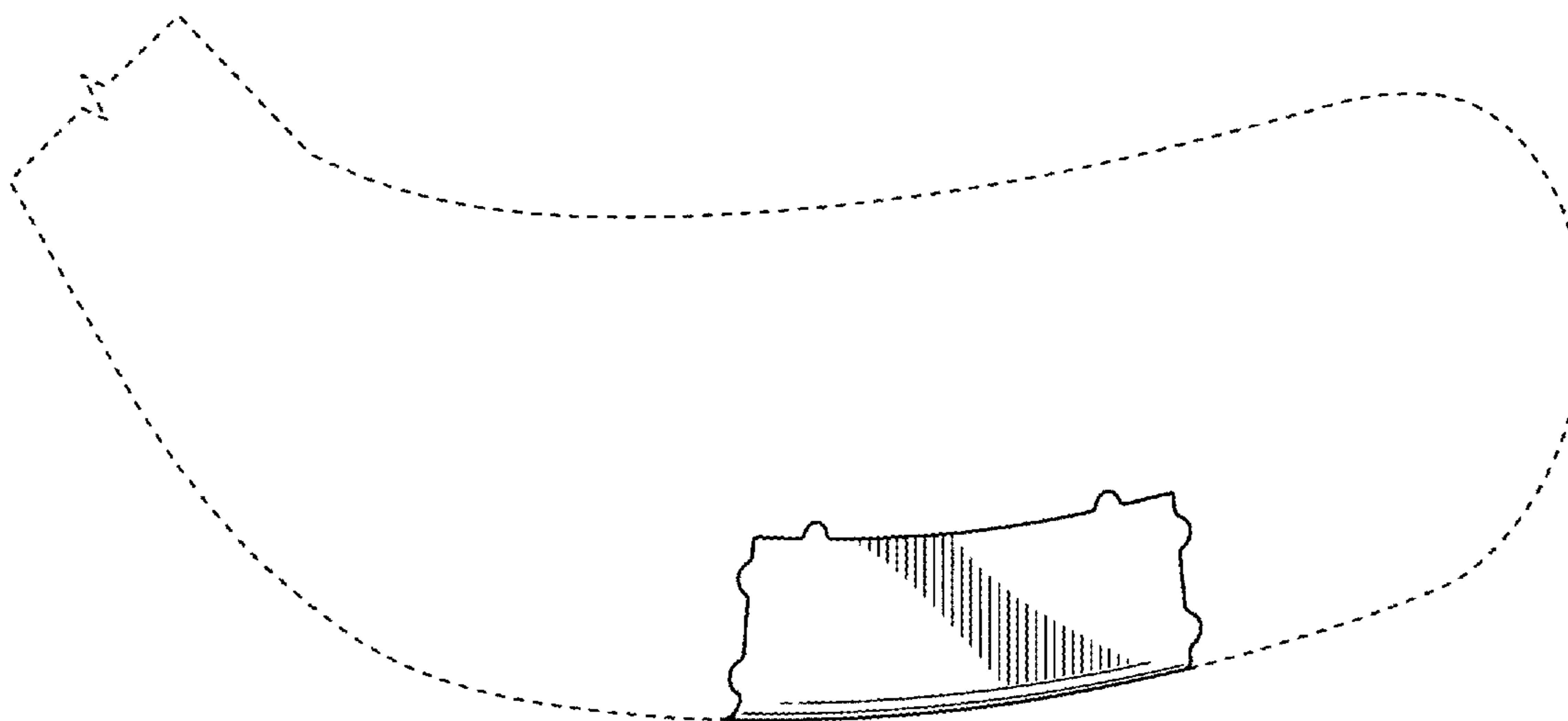
FIG. 4 is a perspective view of an alternate embodiment for
an insert for a hockey stick blade;

FIG. 5 is a front elevation view thereof; and,

FIG. 6 is a bottom view thereof.

The portions in dotted lines are shown for environmental
purposes only, and form no part of the claimed design.

1 Claim, 4 Drawing Sheets



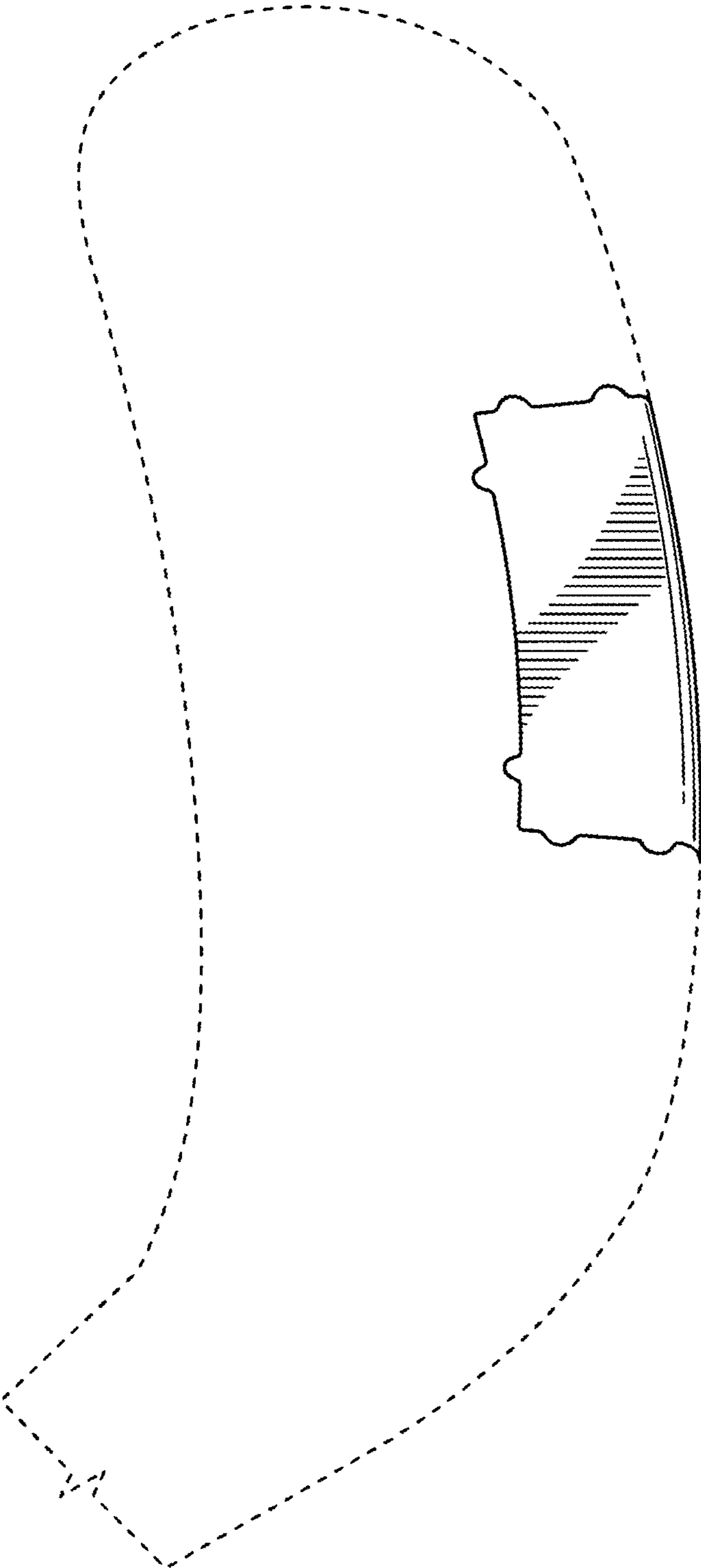


FIG. 1

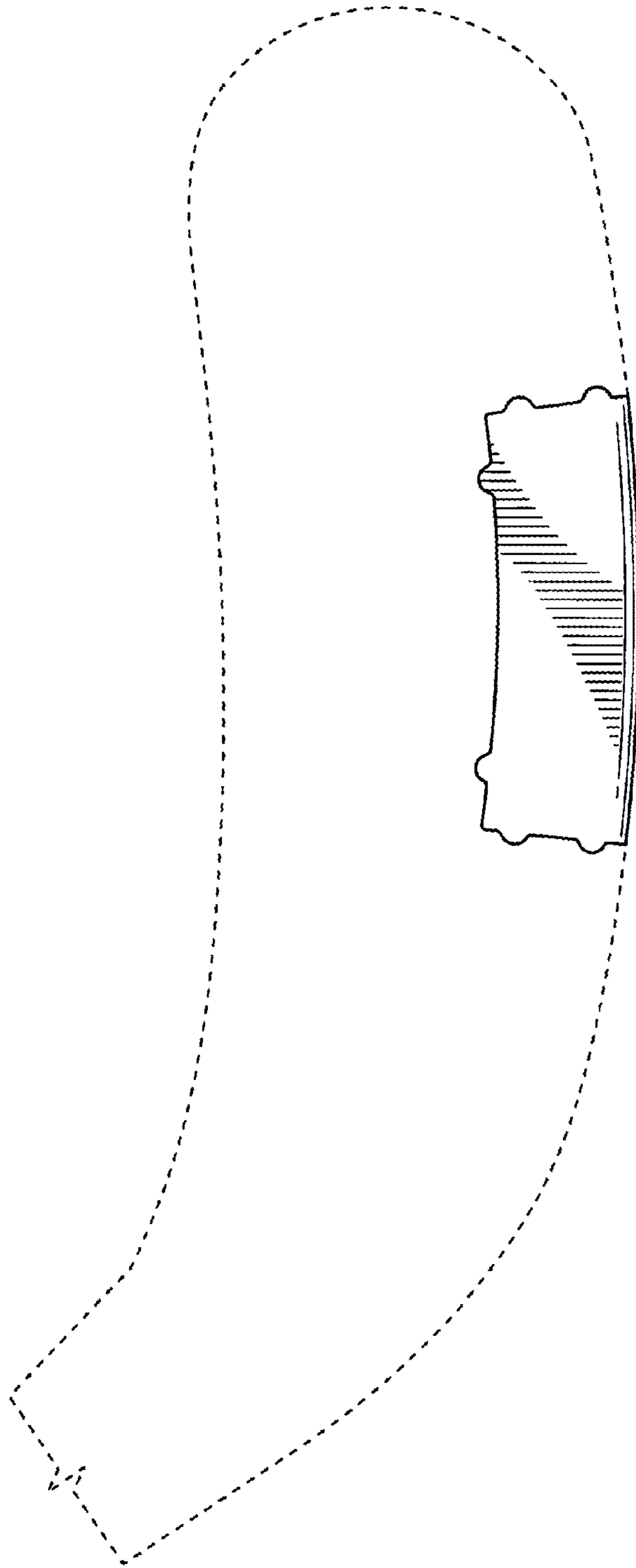


FIG. 2

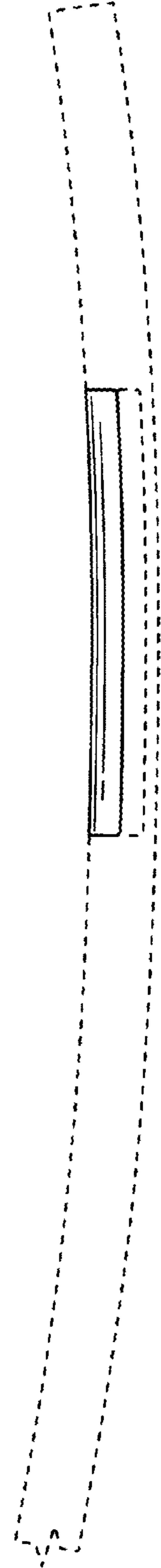


FIG. 3

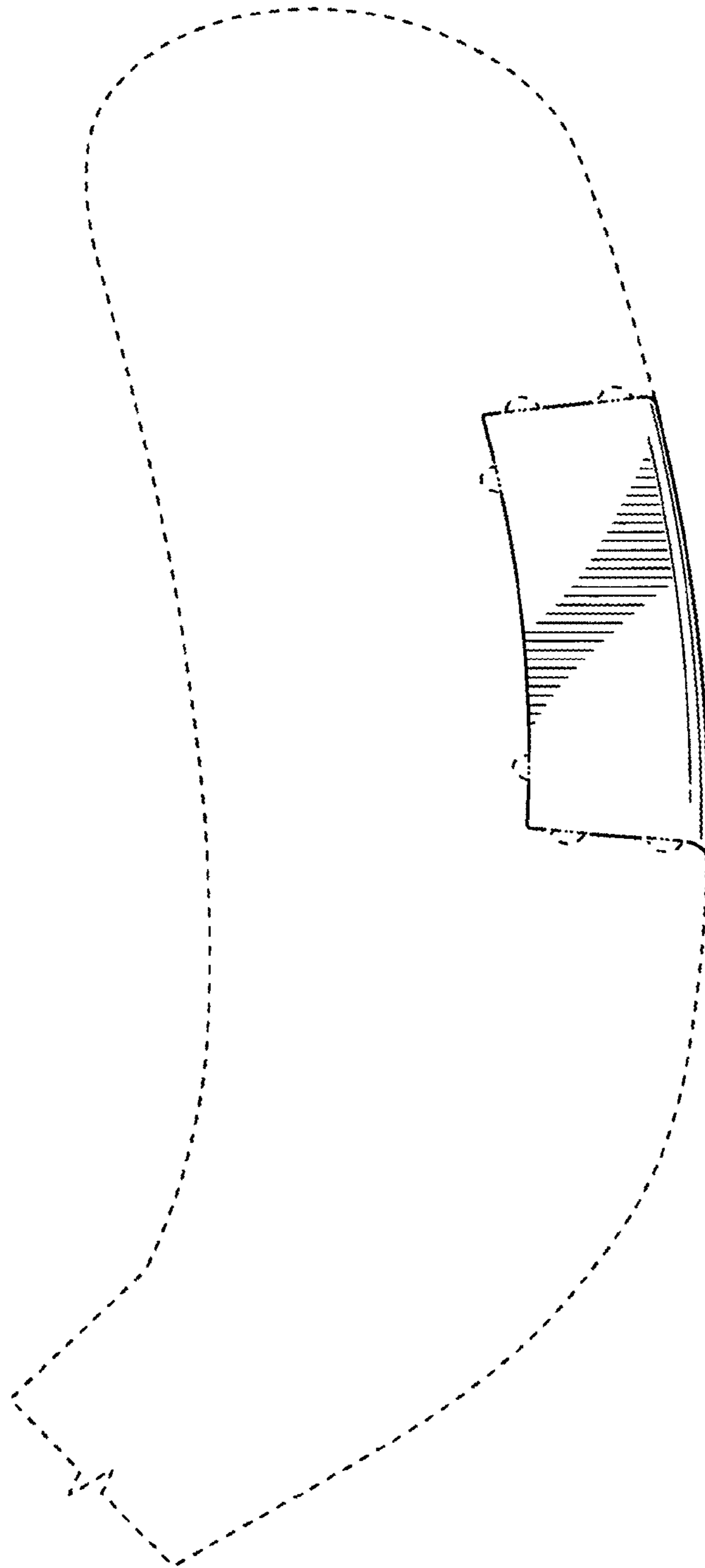


FIG. 4

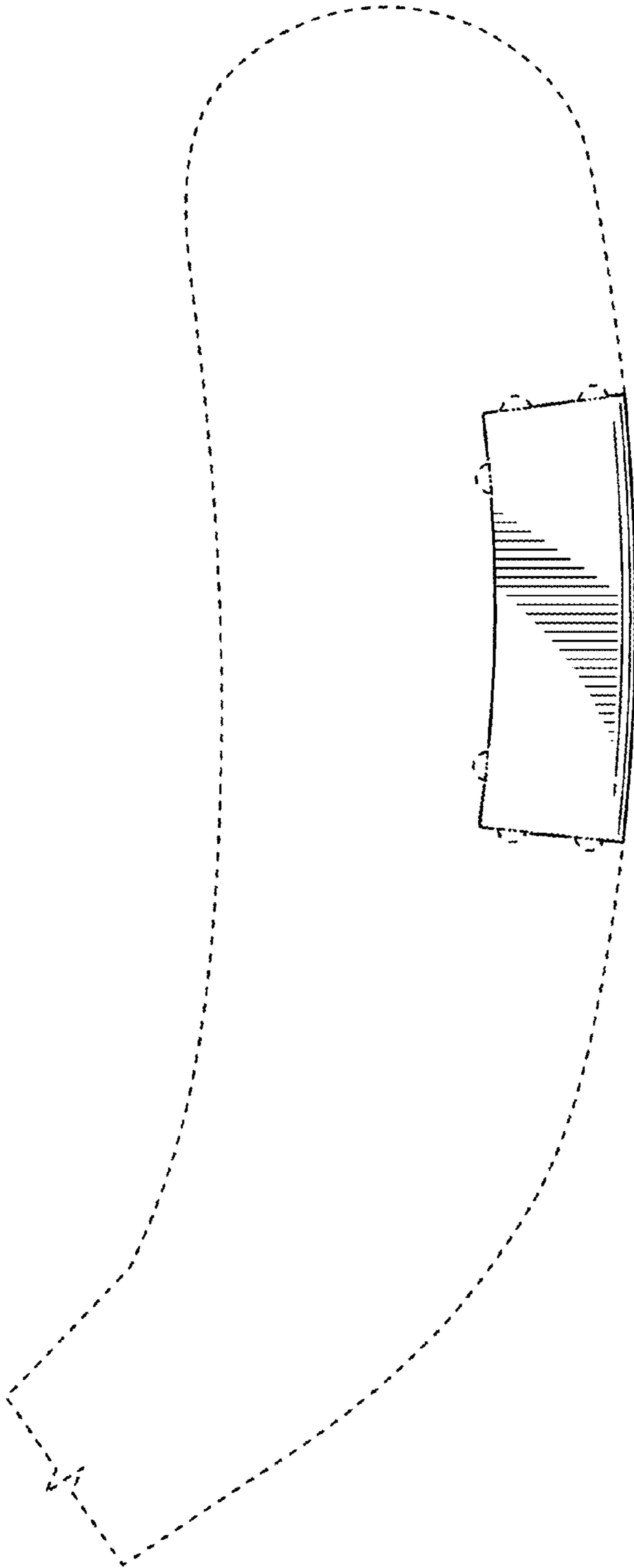


FIG. 5

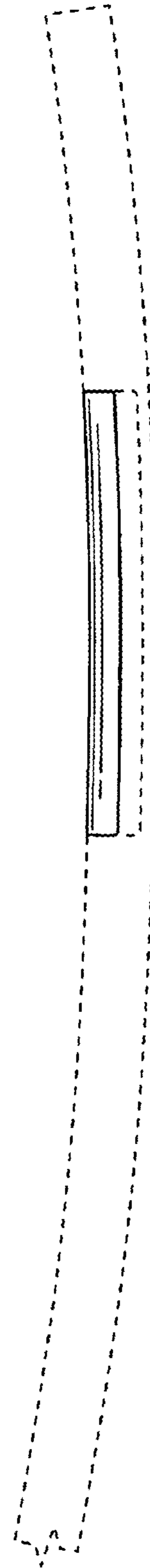


FIG. 6