



US00D772340S

(12) **United States Design Patent** (10) **Patent No.:** **US D772,340 S**
Wessel, IV (45) **Date of Patent:** **** Nov. 22, 2016**

(54) **KEY TAG** 5,526,931 A * 6/1996 White B65D 73/0007
206/388
(71) Applicant: **Homer A Wessel, IV**, Royal Palm 5,657,883 A * 8/1997 Badia A47B 81/005
Beach, FL (US) 211/60.1
(72) Inventor: **Homer A Wessel, IV**, Royal Palm D386,408 S * 11/1997 Wasielewski D9/434
Beach, FL (US) D410,767 S * 6/1999 Carroll D28/73
D422,894 S * 4/2000 Kubica D8/382
D680,773 S * 4/2013 Tebbe D6/682.4

(**) Term: **14 Years**
(21) Appl. No.: **29/521,278**
(22) Filed: **Mar. 22, 2015**

* cited by examiner
Primary Examiner — Mary Ann Calabrese
(74) *Attorney, Agent, or Firm* — Allen D. Hertz, P.A.;
Allen D. Hertz

Related U.S. Application Data

(63) Continuation-in-part of application No. 29/508,395,
filed on Nov. 5, 2014.

(51) **LOC (10) Cl.** **19-08**

(52) **U.S. Cl.**
USPC **D20/27**

(58) **Field of Classification Search**
USPC D20/10, 19, 22–29, 40, 99; D10/106.9;
D8/354, 356, 358, 382; D6/682.4;
D9/434, 457; D28/73
CPC G09F 3/00; G09F 3/04; G09F 3/08;
G09F 3/16; G09F 2003/0264; G09F
2003/0266; G09F 2006/0267; A47C 31/02;
A01K 97/06; A61B 17/06133; B65D 73/0007
See application file for complete search history.

(56) **References Cited**

U.S. PATENT DOCUMENTS

4,258,843 A * 3/1981 Wymer A61B 17/06133
206/388
4,291,475 A * 9/1981 Schoemer H04M 1/21
379/450
D347,989 S * 6/1994 DeWard D3/23

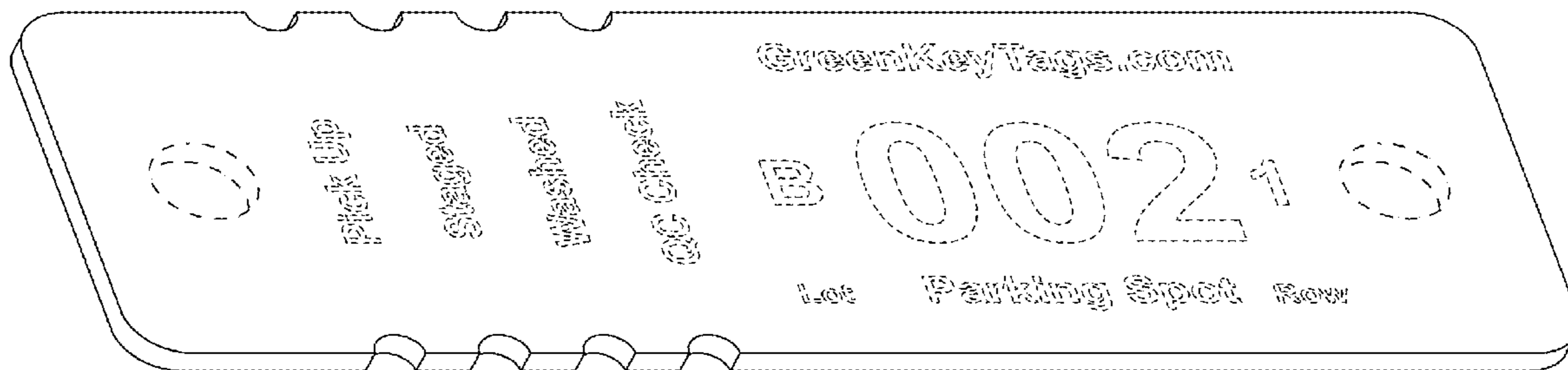
(57) **CLAIM**

I claim the ornamental design for a key tag, as shown and described.

DESCRIPTION

FIG. 1 is a top isometric view of a first variant of a key tag;
FIG. 2 is a bottom isometric view thereof;
FIG. 3 is a front view thereof;
FIG. 4 is a rear view thereof;
FIG. 5 is a top view thereof;
FIG. 6 is a right side view thereof;
FIG. 7 is a bottom view thereof;
FIG. 8 is a left side view thereof;
FIG. 9 is a top isometric view thereof, shown in use, wherein
a key is attached to the key tag using a key ring; and,
FIG. 10 is a top isometric view thereof, shown in an alternate
use, wherein a key fob is attached to the key tag using elastic
bands.
The broken lines shown on the key tag represent portions of
the key tag that form no part of the claim. All other broken
lines illustrate environment that forms no part of the claimed
design.

1 Claim, 7 Drawing Sheets



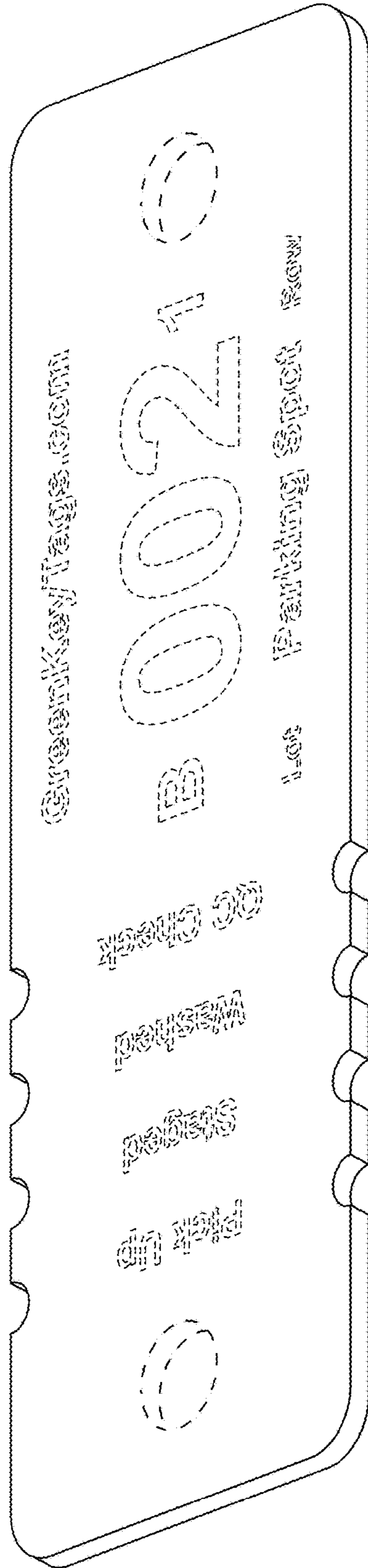


FIG. 1

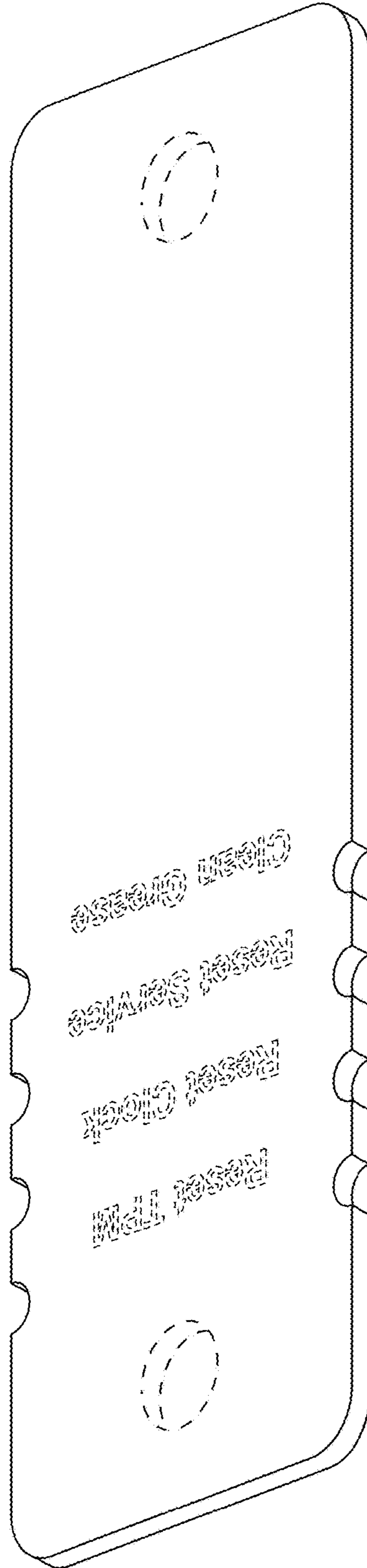


FIG. 2

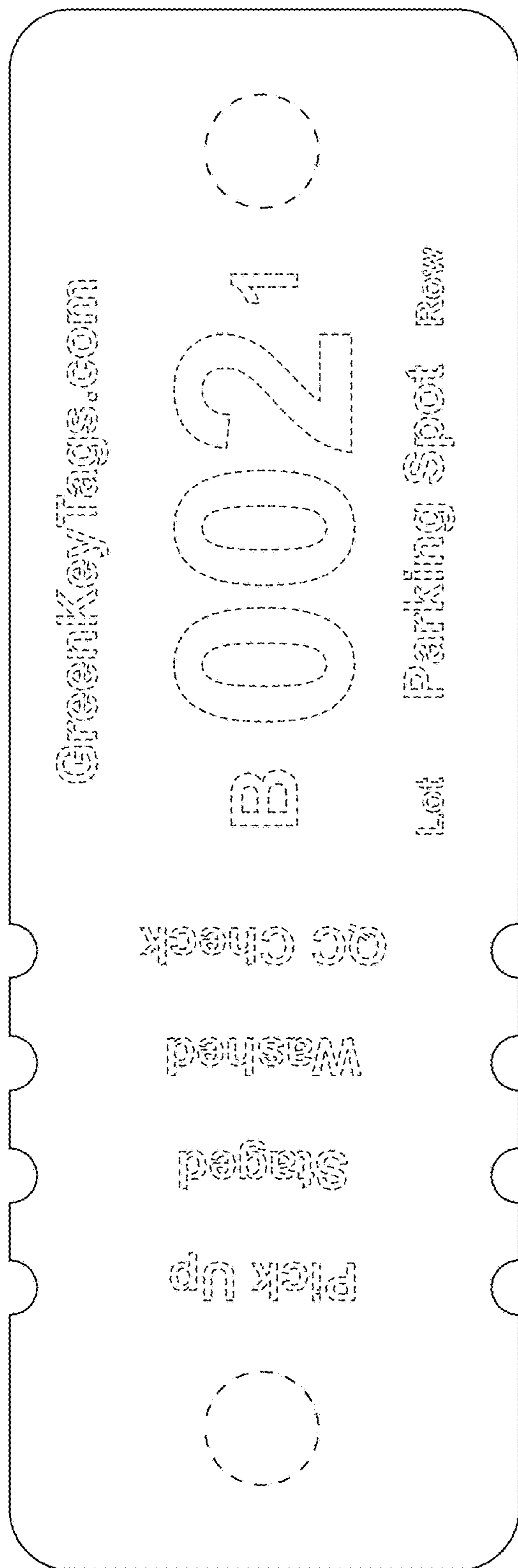


FIG. 3




FIG. 4



FIG. 5



FIG. 6



FIG. 8




FIG. 7

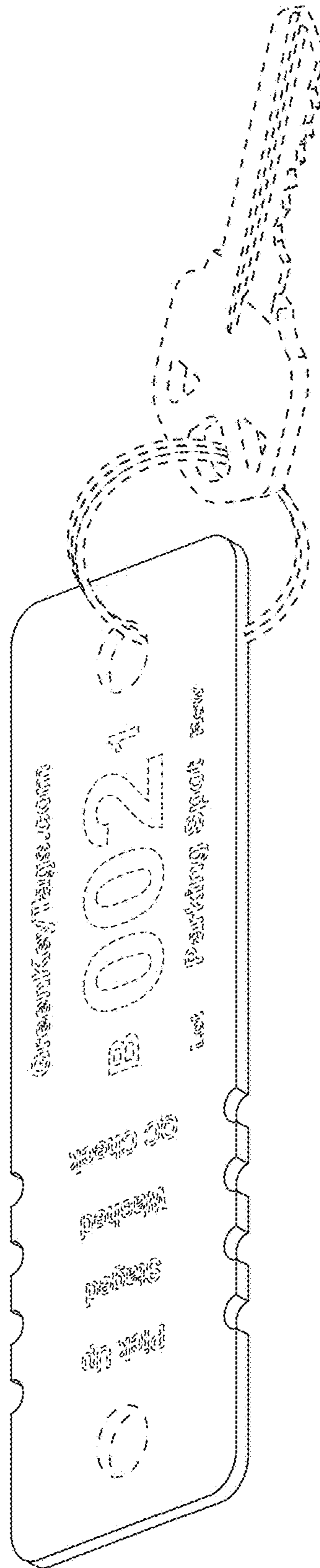


FIG. 9

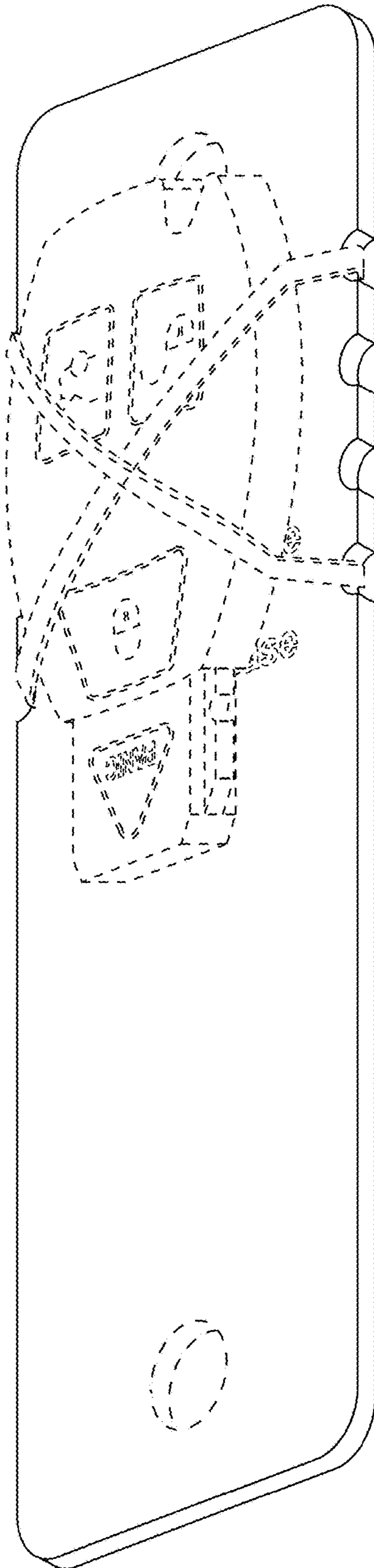


FIG. 10