



US00D772338S

(12) **United States Design Patent** (10) **Patent No.:** **US D772,338 S**
Sato et al. (45) **Date of Patent:** **** Nov. 22, 2016**

(54) **NOTE TAB**
(71) Applicant: **CCL Label, Inc.**, Framingham, MA (US)
(72) Inventors: **Jay Sato**, Mission Viejo, CA (US); **Eric Cushing**, Riverside, CA (US)
(73) Assignee: **CCL Label, Inc.**, Framingham, MA (US)
(**) Term: **14 Years**
(21) Appl. No.: **29/514,960**
(22) Filed: **Jan. 19, 2015**
(51) **LOC (10) Cl.** **19-01**
(52) **U.S. Cl.**
USPC **D19/1**
(58) **Field of Classification Search**
USPC D19/1, 2, 26-33, 86, 90, 99, 100;
229/67.1-67.4, 72
CPC B42F 19/00; B42F 19/04; B42F 21/00;
B42F 21/02; B42F 21/025; B42F 21/04;
B42F 21/06; B42F 21/065; B42F 21/08;
B42F 21/10
See application file for complete search history.

1,804,528 A * 5/1931 Donnell B42F 19/00
40/360
1,848,098 A * 3/1932 Aigner B42F 19/00
40/641
1,983,878 A * 12/1934 Rand B42F 19/00
206/813
5,056,824 A * 10/1991 Olson B42D 1/006
281/3.1
D369,267 S * 4/1996 Harrington D19/99
5,518,273 A * 5/1996 Olson B42D 1/005
283/36
5,558,454 A * 9/1996 Owen B42F 13/00
281/38
5,911,442 A * 6/1999 Olson B42D 1/005
281/42
D443,894 S * 6/2001 Schwartz D19/1
D447,770 S * 9/2001 Chan D19/1
6,364,366 B1 * 4/2002 Schwartz B42F 21/04
283/101
6,409,409 B2 * 6/2002 Bauman 229/67.1
D667,494 S * 9/2012 Sato D19/1
D679,753 S * 4/2013 Sato D19/1
D680,166 S * 4/2013 Sato D19/1
D681,110 S * 4/2013 Sato D19/1
D681,111 S * 4/2013 Sato D19/1
8,778,474 B2 * 7/2014 Sato B42D 5/003
428/343

OTHER PUBLICATIONS

Post-it Note tabs by Post-it, on Amazon.com, date first available on Amazon Mar. 5, 2010, first of 3 reviews dated 2010.*

* cited by examiner

Primary Examiner — Elizabeth Albert
(74) *Attorney, Agent, or Firm* — McDonald Hopkins LLC

CLAIM

(57) The ornamental design for a note tab, as shown and described.

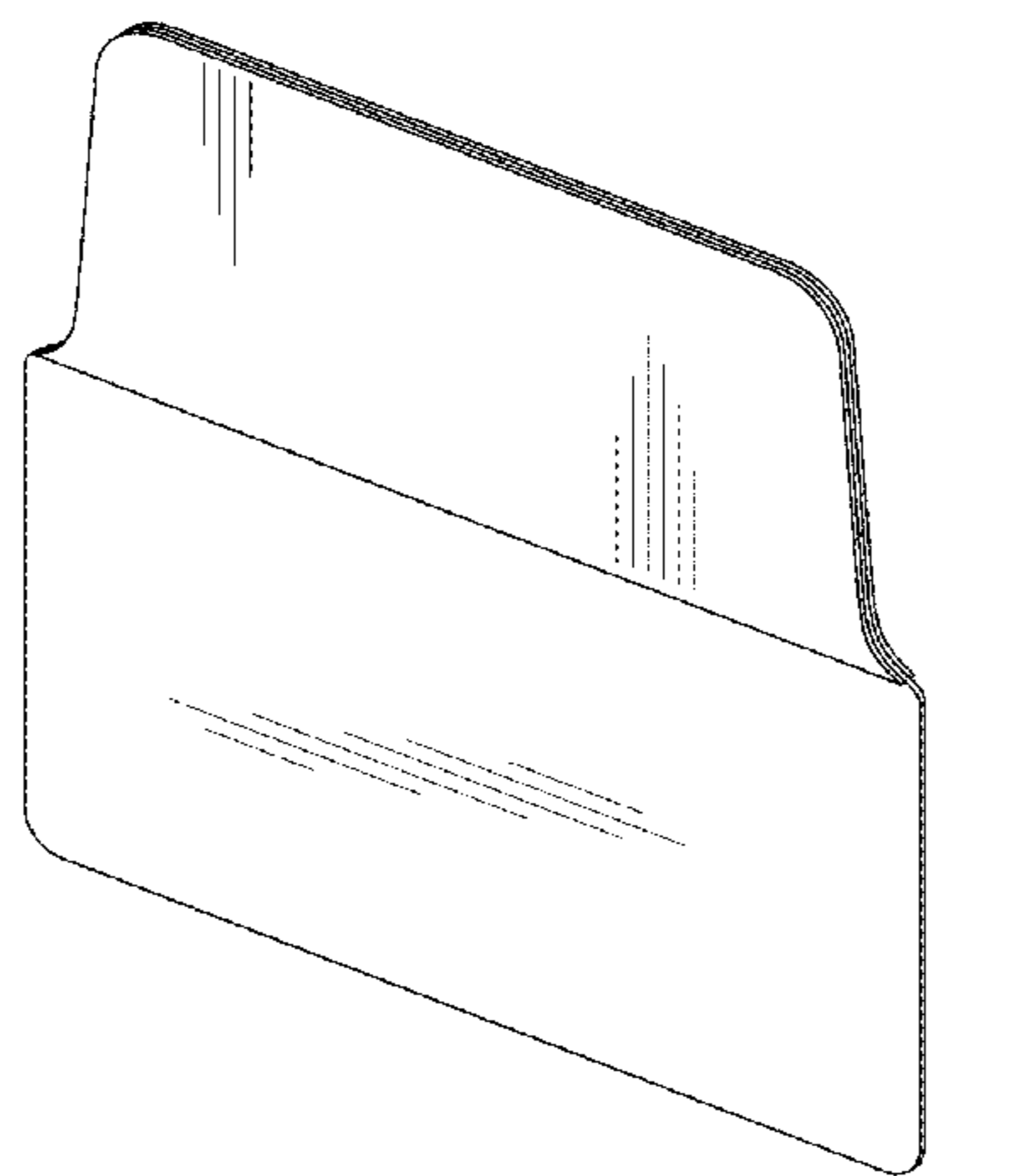
DESCRIPTION

FIG. 1 is a perspective view of a note tab showing my new design;
FIG. 2 is a front view thereof;
FIG. 3 is a rear view thereof;
FIG. 4 is a first side view thereof;
FIG. 5 is a second side view thereof;
FIG. 6 is a top view thereof; and,
FIG. 7 is a bottom view thereof.

1 Claim, 2 Drawing Sheets

(56) **References Cited**
U.S. PATENT DOCUMENTS

1,077,334 A * 11/1913 Dunleavy B42F 19/00
40/360
1,150,034 A * 8/1915 Hub B42F 19/00
40/360
1,257,160 A * 2/1918 Wagemaker B42F 19/00
40/360
1,259,322 A * 3/1918 Vawter B42F 19/00
40/360
1,273,960 A * 7/1918 Wagemaker B42F 19/00
40/360
1,460,761 A * 7/1923 McPike et al. B42F 19/00
40/360
1,615,427 A * 1/1927 Walker B42F 17/32
40/382
1,705,753 A * 3/1929 Dawson B42F 19/00
40/360



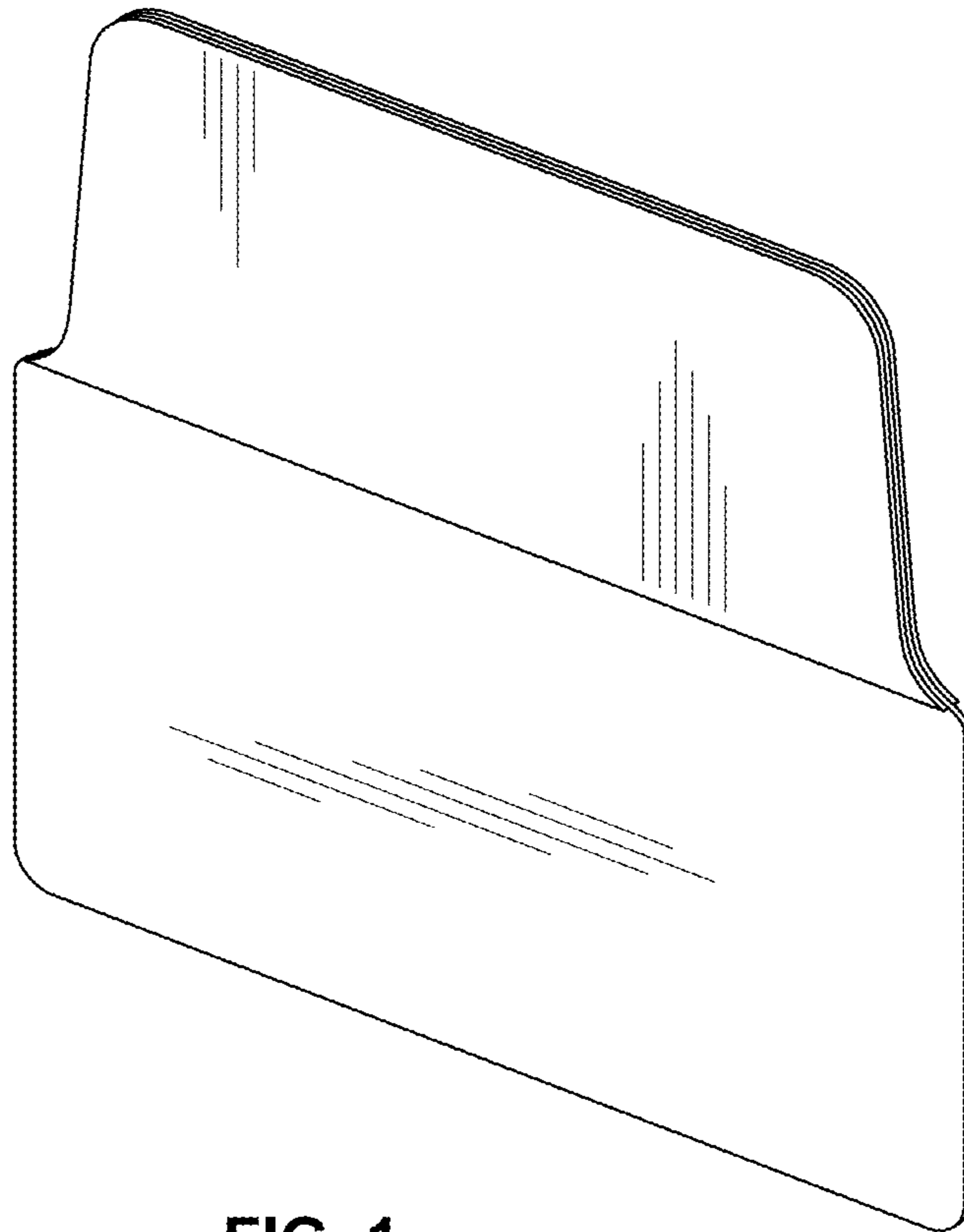


FIG. 1

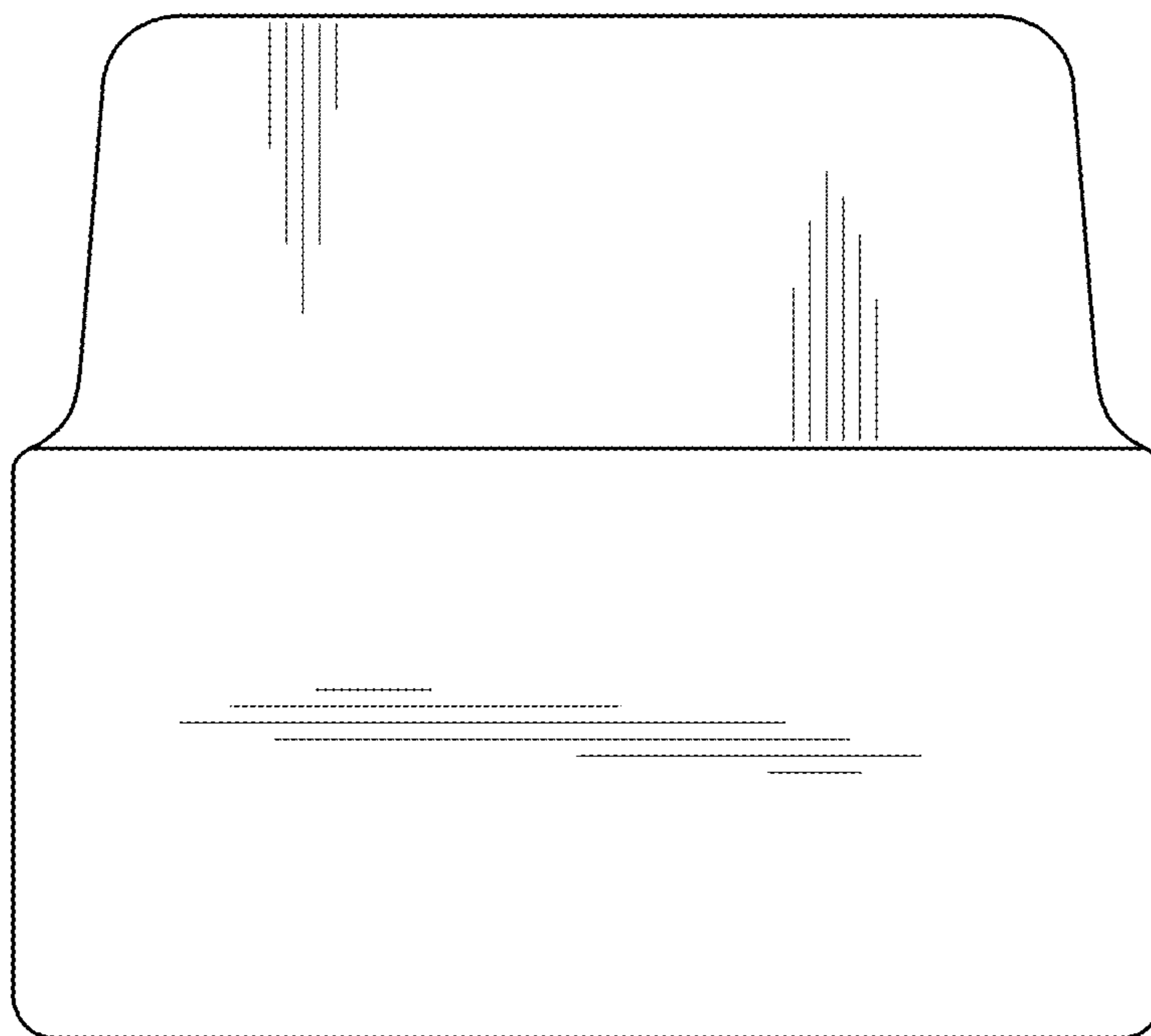


FIG. 2

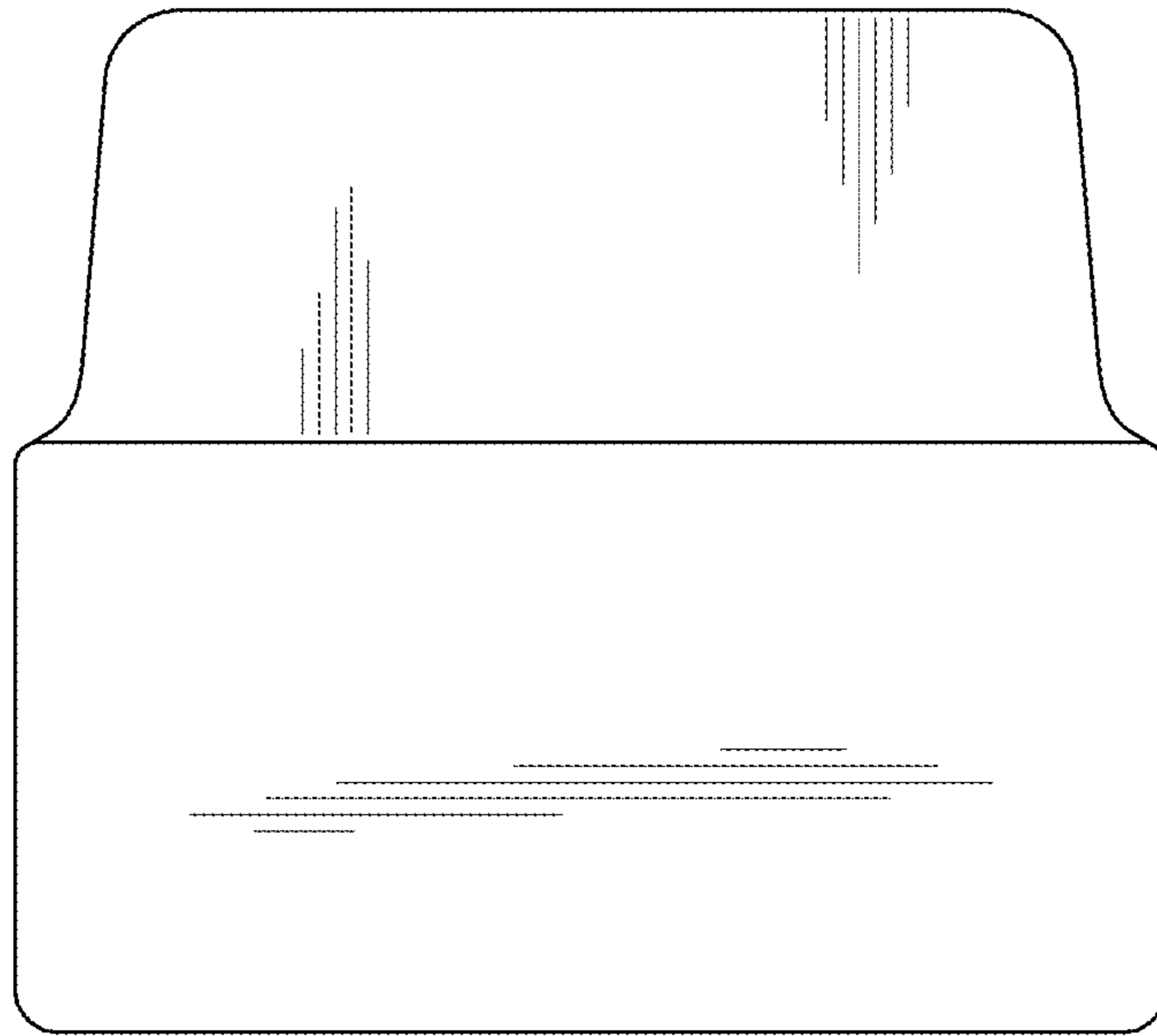


FIG. 3



FIG. 4

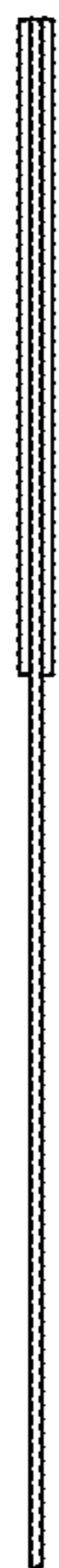


FIG. 5

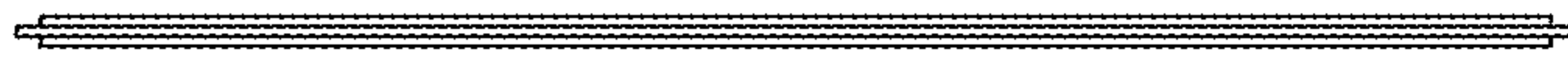


FIG. 6




FIG. 7