



US00D772294S

(12) **United States Design Patent** (10) **Patent No.:** **US D772,294 S**
Lee (45) **Date of Patent:** **** Nov. 22, 2016**

(54) **DISPLAY SCREEN OR PORTION THEREOF WITH ICON**

(71) Applicant: **Samsung Electronics Co., Ltd.**,
Suwon-si (KR)

(72) Inventor: **Mi-Young Lee**, Seoul (KR)

(73) Assignee: **SAMSUNG ELECTRONICS CO., LTD.** (KR)

(**) Term: **15 Years**

(21) Appl. No.: **29/531,134**

(22) Filed: **Jun. 23, 2015**

(30) **Foreign Application Priority Data**

Dec. 23, 2014 (KR) 30-2014-0062683

(51) **LOC (10) Cl.** **14-04**

(52) **U.S. Cl.**
USPC **D14/492**

(58) **Field of Classification Search**
USPC D14/485–495
CPC G06F 3/0481; G06F 3/04817; G06F
3/0482; G06F 3/04842; H04N 1/00424;
F24C 3/00–7/105

See application file for complete search history.

(56) **References Cited**

U.S. PATENT DOCUMENTS

5,426,580 A * 6/1995 Yoshida G05D 23/1951
700/14
D602,041 S * 10/2009 Kaczmarek D14/492
D629,812 S * 12/2010 Kaczmarek D14/492
D635,152 S * 3/2011 Kaczmarek D14/492
D648,740 S * 11/2011 Kaczmarek D14/492
D683,754 S * 6/2013 Phelan D14/489

D697,530 S * 1/2014 North D14/489
D706,792 S * 6/2014 Kavett D14/486
D708,194 S * 7/2014 Kavett D14/486
D714,810 S * 10/2014 Lee D14/485
D724,620 S * 3/2015 Hansen D14/489
D742,918 S * 11/2015 Alterman D14/492
D758,424 S * 6/2016 Ding D14/488
2013/0125763 A1 * 5/2013 Valance A47J 27/00
99/325

OTHER PUBLICATIONS

Electric oven function & control symbols (II), published May 6, 2016, colourbox.com [online], [retrieved] Jun. 27, 2016. Available from internet <URL:https://www.colourbox.com/vector/electric-oven-function-control-symbols-vector-17996699>.*

* cited by examiner

Primary Examiner — Cathron Brooks

Assistant Examiner — Andrew Nemeth

(74) *Attorney, Agent, or Firm* — Cantor Colburn LLP

(57) **CLAIM**

I claim, the ornamental design for a display screen or portion thereof with icon, as shown and described.

DESCRIPTION

FIG. 1 is a front view of a display screen or portion thereof with icon, showing the first embodiment of my new design; FIG. 2 is a front view thereof in an environment of use; and, FIG. 3 is a front view of a display screen or portion thereof with icon, showing the second embodiment of my new design.

The evenly spaced broken lines illustrate the display screen or portion thereof. The dot-dash broken line illustrates a boundary line. None of the broken lines form part of the claimed design.

1 Claim, 3 Drawing Sheets

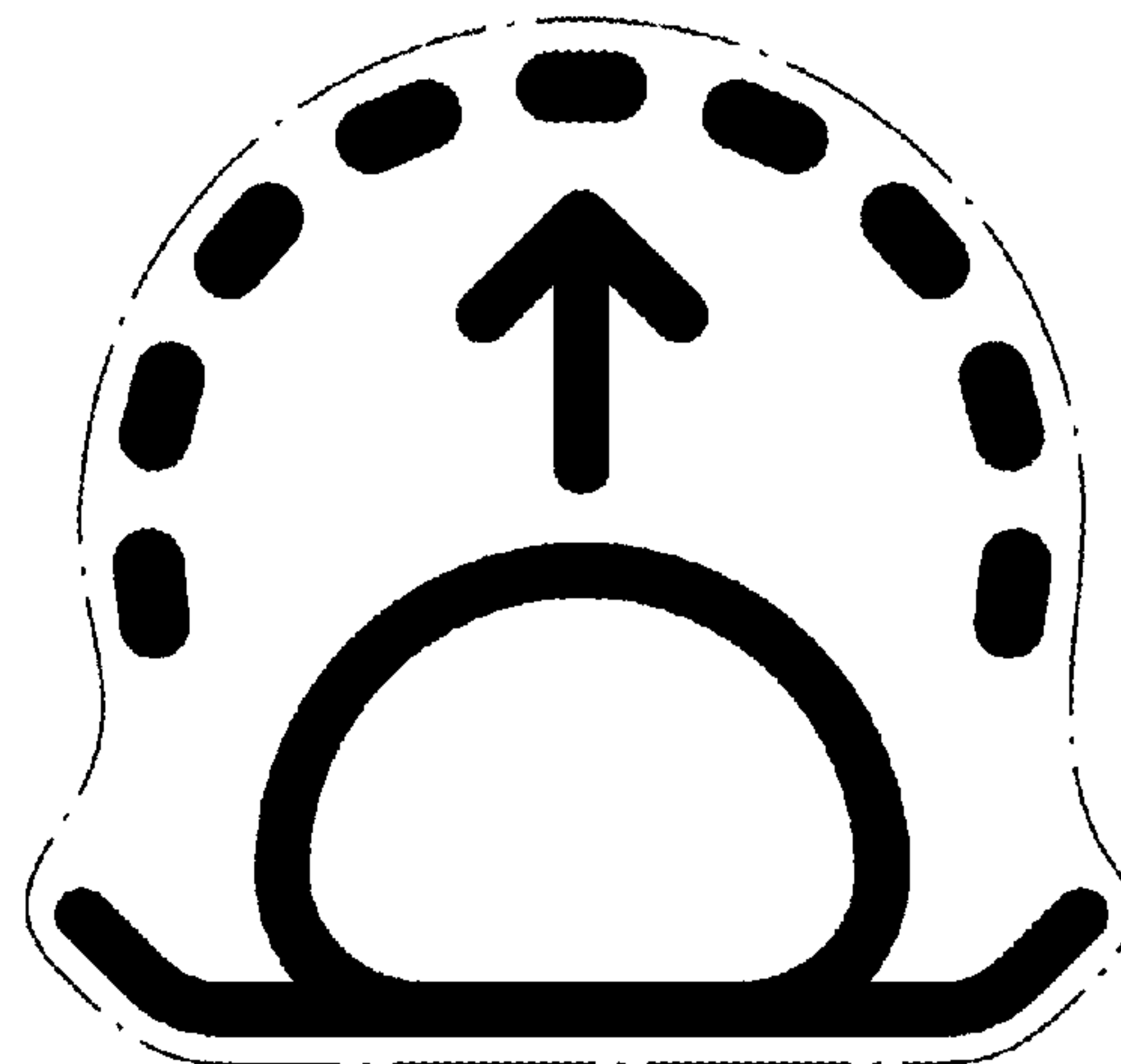
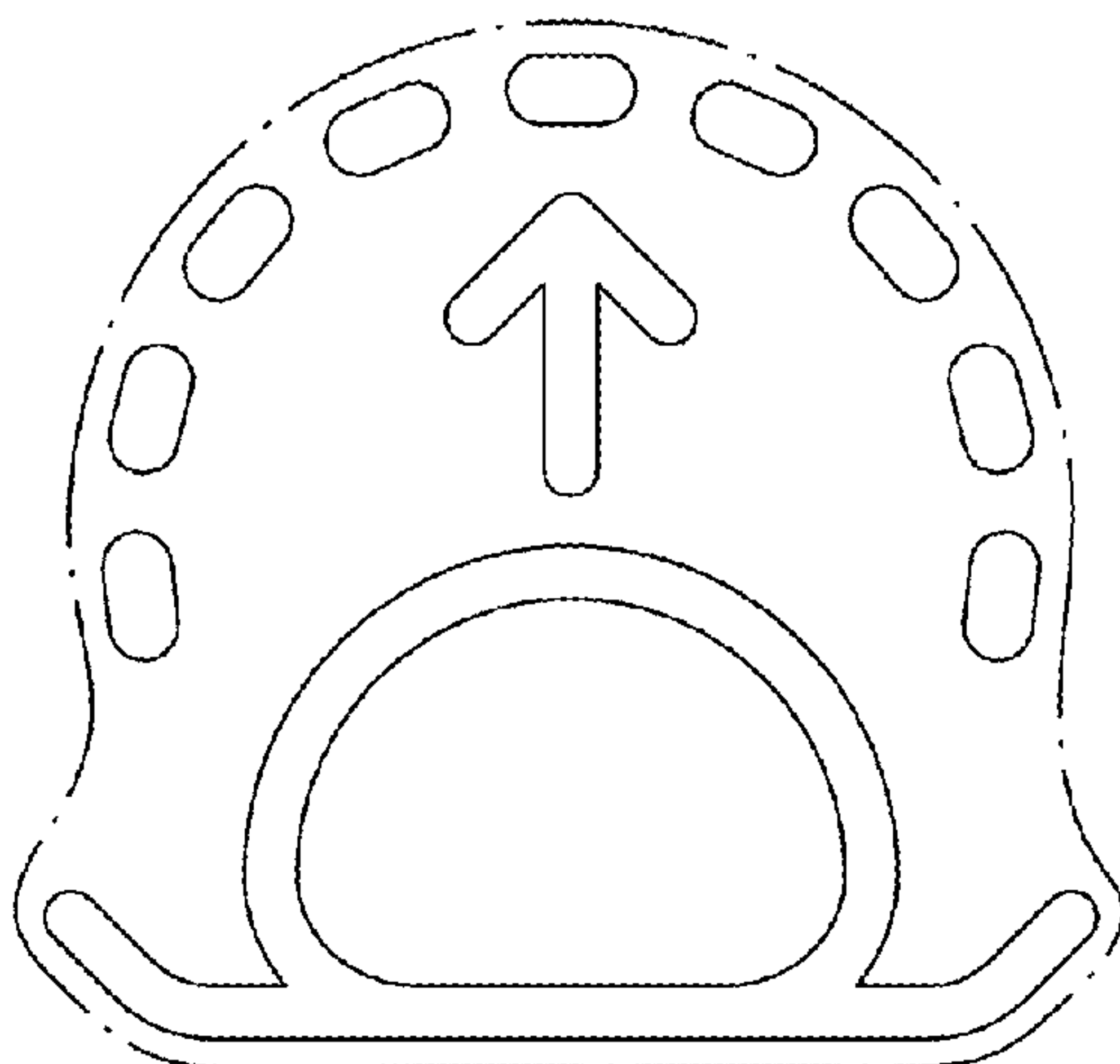


FIG. 1

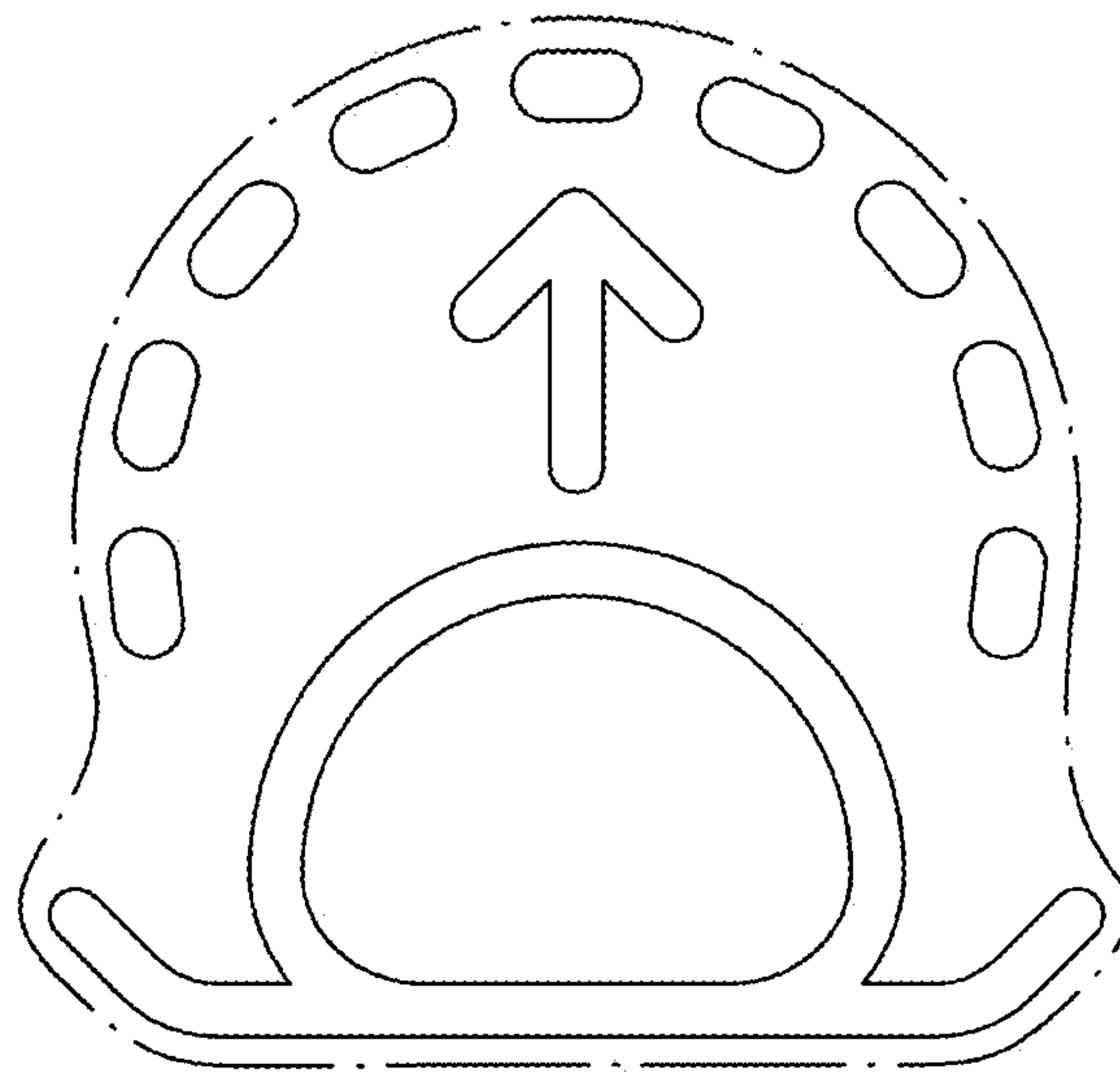


FIG. 2




FIG. 3

