



US00D772293S

(12) **United States Design Patent** (10) **Patent No.:** **US D772,293 S**
Lee (45) **Date of Patent:** **** Nov. 22, 2016**

(54) **DISPLAY SCREEN OR PORTIONS THEREOF WITH ICON**

- (71) Applicant: **Samsung Electronics Co., Ltd.**, Suwon-si (KR)
- (72) Inventor: **Mi-Young Lee**, Seoul (KR)
- (73) Assignee: **SAMSUNG ELECTRONICS CO., LTD.** (KR)
- (**) Term: **15 Years**
- (21) Appl. No.: **29/531,131**
- (22) Filed: **Jun. 23, 2015**

(30) **Foreign Application Priority Data**

Dec. 23, 2014 (KR) 30-2014-0062682

(51) **LOC (10) Cl.** **14-04**

(52) **U.S. Cl.**
USPC **D14/492**

(58) **Field of Classification Search**
USPC D14/485–495
CPC G06F 3/0481; G06F 3/04817; G06F 3/0482; G06F 3/04842; H04N 1/00424; F24C 3/00–7/105

See application file for complete search history.

(56) **References Cited**

U.S. PATENT DOCUMENTS

D431,067 S *	9/2000	Hansen	D14/489
D478,091 S *	8/2003	Han	D14/489
D677,326 S *	3/2013	Gleasant	D18/27
D706,824 S *	6/2014	Smith	D14/489
D730,396 S *	5/2015	Yoo	D14/489
D732,071 S *	6/2015	Paszkowicz	D14/489
D754,725 S *	4/2016	Butcher	D14/488
D757,095 S *	5/2016	Butcher	D14/488

OTHER PUBLICATIONS

Trademark Registration No. 4474255, published for opposition Nov. 12, 2013, (Registrant) Baconfest, Illinois.*
 Bacon strips outline free icon, by Freepik, published 2014, flaticon.com [online], [retrieved Jul. 1, 2016]. Available from internet <URL:http://www.flaticon.com/free-icon/bacon-strips-outline_33344#term=bacon&page=1&position=19>.*
 Fried egg with bacon free icon, by Freepik, published 2014, flaticon.com [online], [retrieved Jul. 1, 2016]. Available from internet <URL:http://www.flaticon.com/free-icon/fried-egg-with-bacon_32414#term=bacon&page=1&position=20>.*
 Trademark U.S. Serial No. 86600208, published for opposition Sep. 8, 2015, (Applicant) Bacon fun, Inc. Texas.*

* cited by examiner

Primary Examiner — Cathron Brooks

Assistant Examiner — Andrew Nemeth

(74) *Attorney, Agent, or Firm* — Cantor Colburn LLP

(57) **CLAIM**

I claim, the ornamental design for a display screen or portion thereof with icon, as shown and described.

DESCRIPTION

FIG. 1 is a front view of a display screen or portion thereof with icon, showing the first embodiment of my new design; FIG. 2 is a front view thereof in an environment of use; and, FIG. 3 is a front view of a display screen or portion thereof with icon, showing the second embodiment of my new design.

The evenly spaced broken lines illustrate the display screen or portion thereof. The dot-dash broken line illustrates a boundary line. None of the broken lines form part of the claimed design.

1 Claim, 3 Drawing Sheets

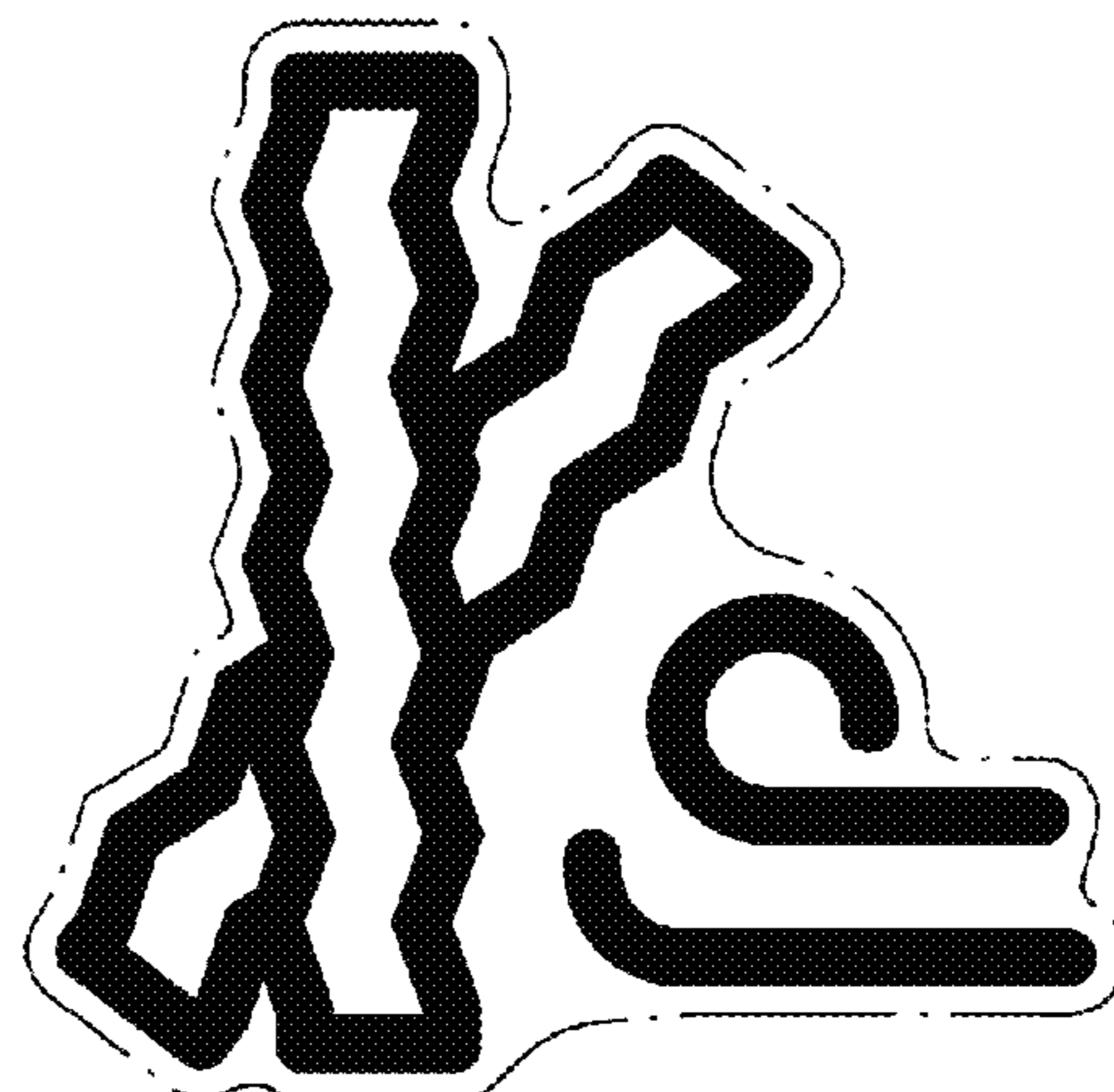
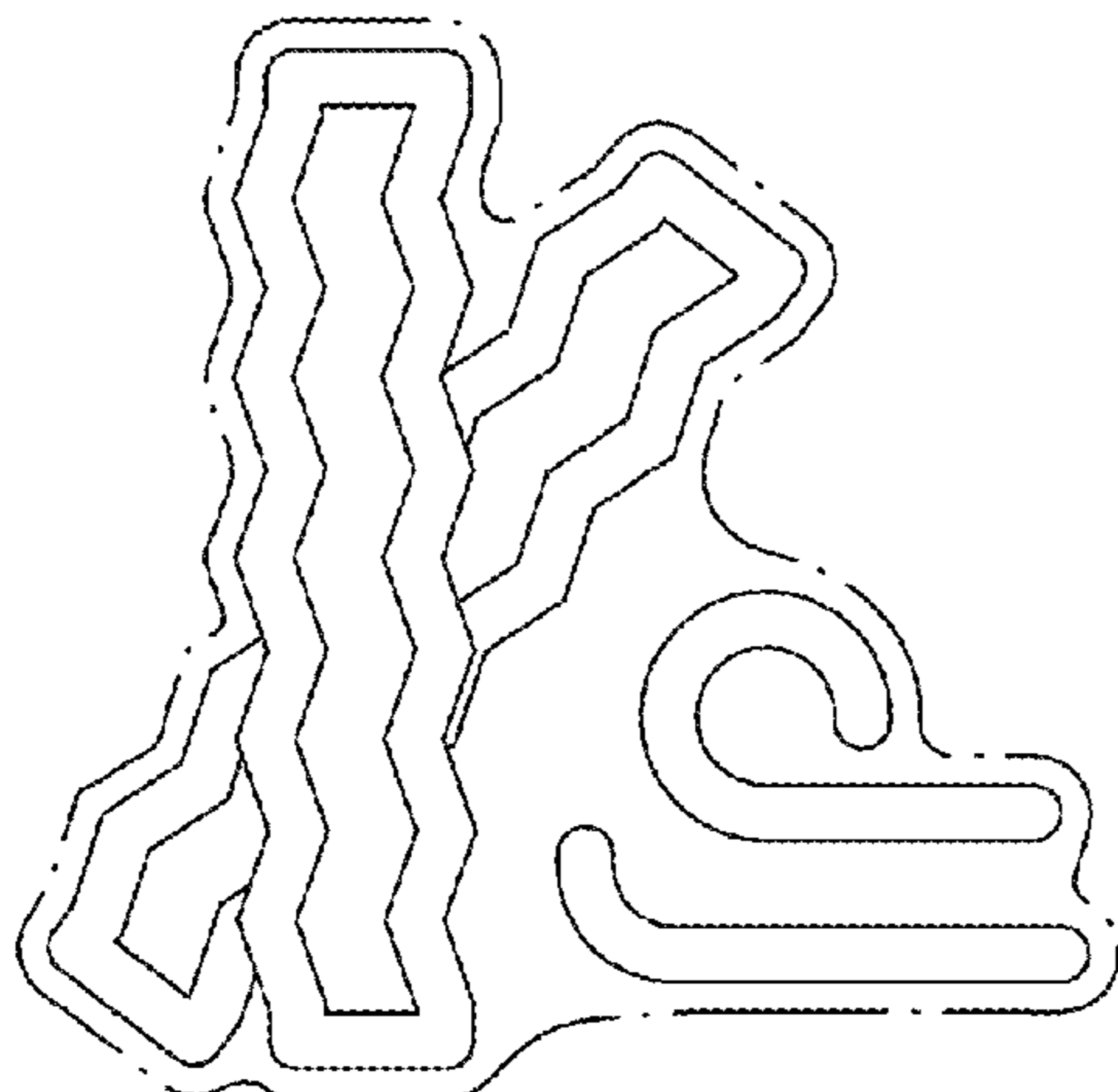


FIG. 1

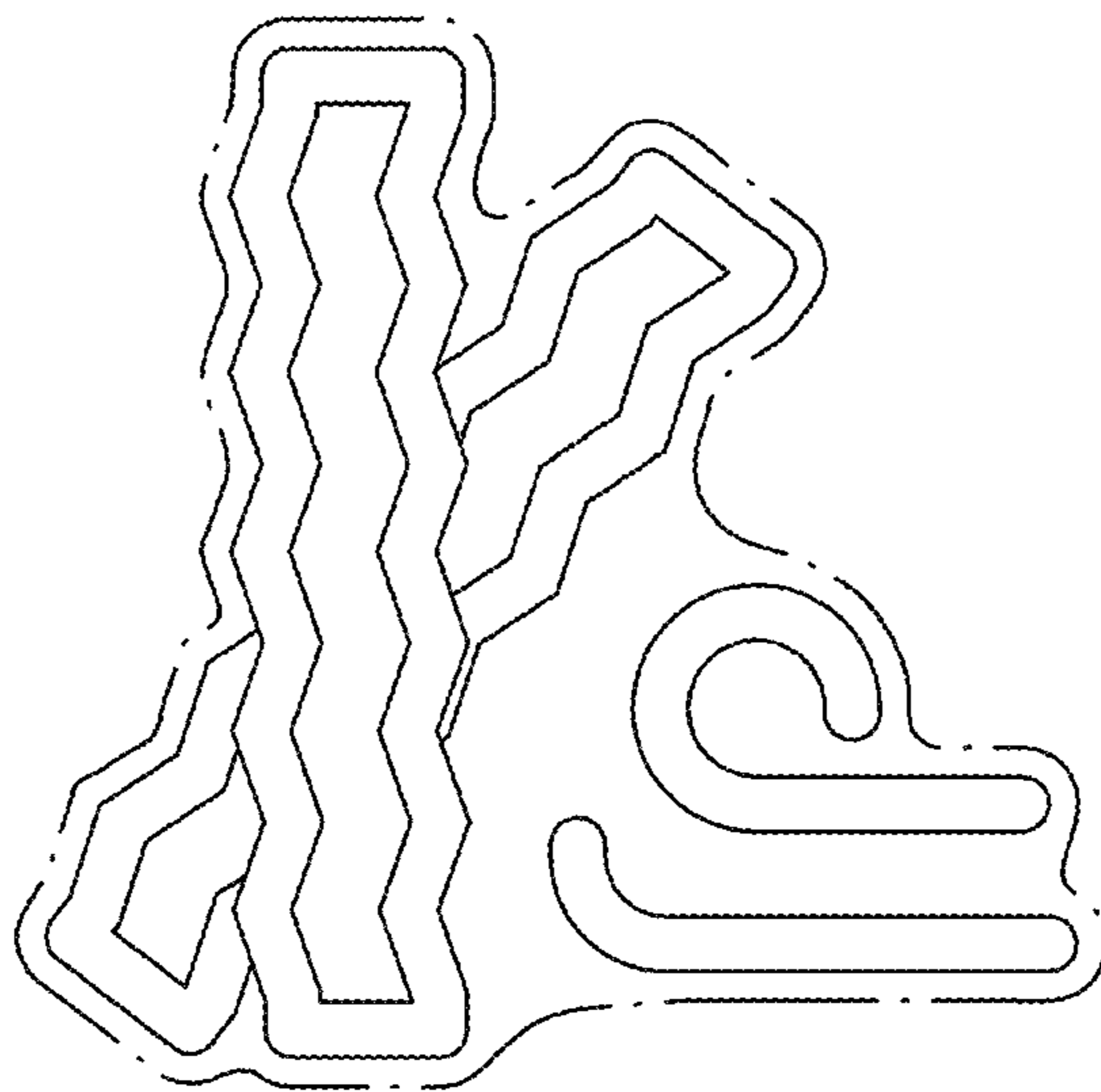


FIG. 2

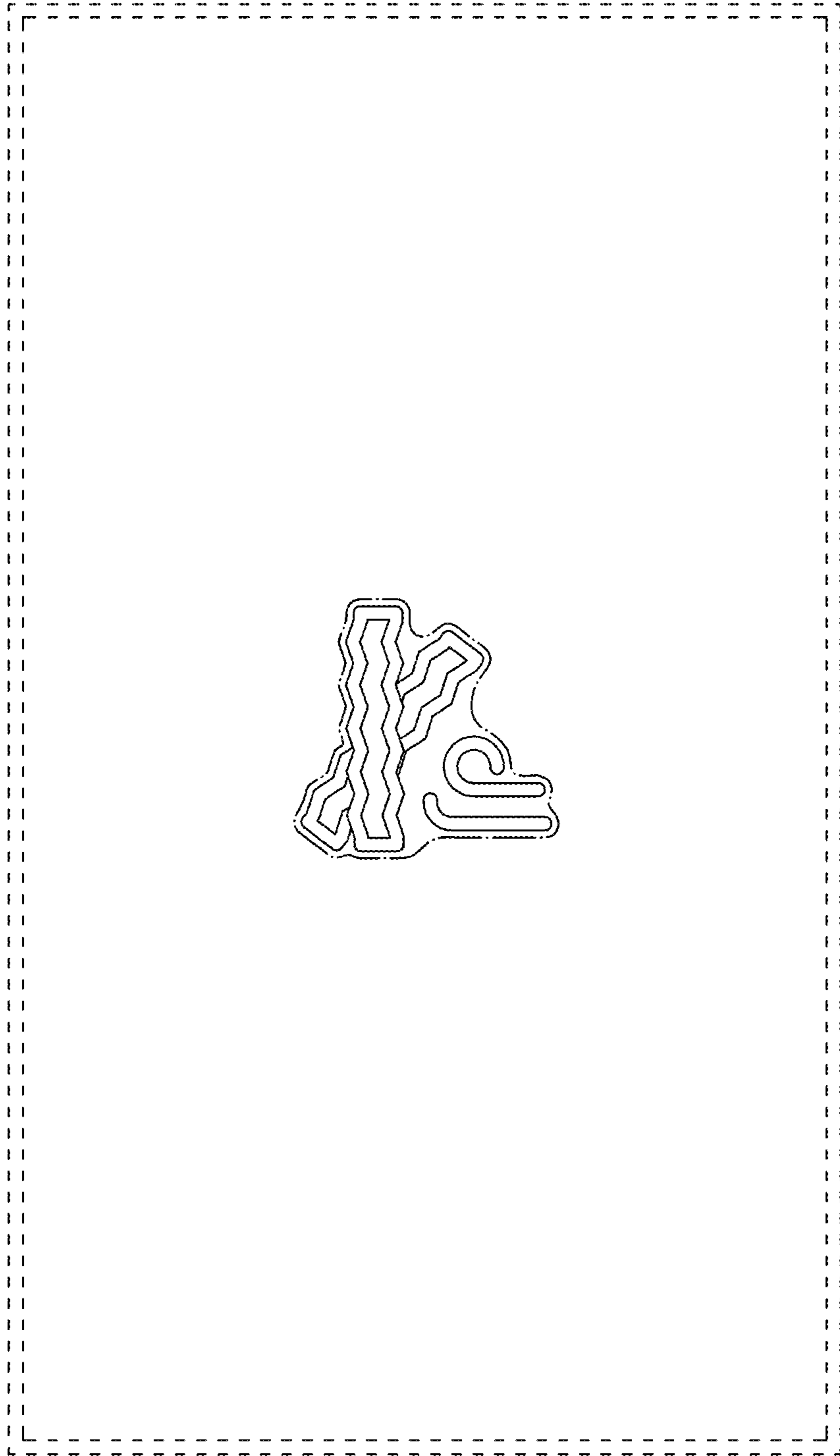


FIG. 3

