



US00D772244S

(12) **United States Design Patent** (10) **Patent No.:** **US D772,244 S**  
**Jon** (45) **Date of Patent:** **\*\* Nov. 22, 2016**

(54) **DISPLAY SCREEN OR PORTION THEREOF WITH GRAPHICAL USER INTERFACE**

(71) Applicant: **Apple Inc.**, Cupertino, CA (US)

(72) Inventor: **Tiffany Jon**, Sunnyvale, CA (US)

(73) Assignee: **Apple Inc.**, Cupertino, CA (US)

(\*\*) Term: **14 Years**

(21) Appl. No.: **29/514,819**

(22) Filed: **Jan. 16, 2015**

**Related U.S. Application Data**

(63) Continuation of application No. 29/431,878, filed on Sep. 12, 2012, now Pat. No. Des. 721,731.

(51) **LOC (10) Cl.** ..... **14-04**

(52) **U.S. Cl.**  
USPC ..... **D14/485**

(58) **Field of Classification Search**  
USPC ..... D14/485-495  
CPC ..... G06F 3/04817; G06F 3/04886; G06F 3/04842; G06F 3/04847  
See application file for complete search history.

(56) **References Cited**

**U.S. PATENT DOCUMENTS**

D341,848 S	11/1993	Bigelow et al.	
D401,231 S	11/1998	Schechtman et al.	
D423,483 S *	4/2000	Hodgson	D14/485
D561,192 S	2/2008	Kochackis et al.	
D570,859 S *	6/2008	Hsiao	D14/486
D587,720 S	3/2009	Noviello et al.	
D643,849 S	8/2011	Christie et al.	
D659,153 S *	5/2012	Thoresson	D14/486
D684,996 S *	6/2013	Wenz	D14/495
D689,091 S	9/2013	Impas et al.	
D690,309 S *	9/2013	Wenz	D14/485

D691,172 S *	10/2013	Wujcik	D14/487
D701,227 S *	3/2014	Lee	D14/486
D703,682 S	4/2014	Cranfill et al.	
D708,623 S *	7/2014	Roberts	D14/485
D708,624 S *	7/2014	Arnold	D14/485
D709,911 S	7/2014	Ording	
D736,246 S *	8/2015	Zhang	D14/488
D741,888 S *	10/2015	Sic	D14/486
D750,635 S *	3/2016	Lee	D14/485
2014/0344734 A1 *	11/2014	Xu	G06F 3/0488 715/765
2014/0359502 A1 *	12/2014	Yoon	G06F 3/04817 715/766
2016/0139780 A1 *	5/2016	Nurse	G06F 3/048 715/760

\* cited by examiner

*Primary Examiner* — Ian Simmons

*Assistant Examiner* — Richelle G Shelton

(74) *Attorney, Agent, or Firm* — Sterne, Kessler, Goldstein & Fox, P.L.L.C.

(57) **CLAIM**



The ornamental design for a display screen or portion thereof with graphical user interface, as shown and described.

**DESCRIPTION**

FIG. 1 is a front view of a display screen or portion thereof with graphical user interface showing the claimed design; and,

FIG. 2 is a front view of a second embodiment thereof. The dashed broken lines in the figures show a display screen or portion thereof, and form no part of the claimed design. The outermost dot-dash broken lines and the innermost dot-dash broken lines in the figures and the area between the outermost and innermost dot-dash broken lines show portions of the graphical user interface that form no part of the claimed design.

**1 Claim, 2 Drawing Sheets**






FIG. 1




FIG. 2