



US00D772237S

(12) **United States Design Patent**
O'Sullivan

(10) **Patent No.:** **US D772,237 S**

(45) **Date of Patent:** **** *Nov. 22, 2016**

(54) **INPUT DEVICE FOR INTEGRATING A
PHYSICAL AND VIRTUAL INTERFACE**

D696,667 S * 12/2013 Helwig D14/392
D735,196 S * 7/2015 Son D14/392
D745,521 S * 12/2015 Jiang D14/392

(71) Applicant: **Logitech Europe S.A.**, Lausanne (CH)

* cited by examiner

(72) Inventor: **Damien O'Sullivan**, Cork (IE)

Primary Examiner — Ian Simmons

(73) Assignee: **Logitech Europe S.A.**, Lausanne (CH)

Assistant Examiner — Harold Blackwell, II

(*) Notice: This patent is subject to a terminal disclaimer.

(74) *Attorney, Agent, or Firm* — Kilpatrick Townsend & Stockton LLP

(**) Term: **14 Years**

(21) Appl. No.: **29/523,877**

(57) **CLAIM**

The ornamental design for an input device for integrating a physical and virtual interface, as shown and described.

(22) Filed: **Apr. 14, 2015**

(51) **LOC (10) Cl.** **14-02**

(52) **U.S. Cl.**
USPC **D14/455**

DESCRIPTION

(58) **Field of Classification Search**

USPC D14/391-393, 396, 320, 247, 455, 457;
D18/1, 2, 6, 7; 200/5 A, 5 R, 6 A, 6 R;
178/17 A, 17 C; 235/145 A, 145 R;
341/22, 23, 160, 168; 400/472,
400/484-486, 488, 489, 492; 361/680;
345/168

FIG. 1 is a perspective view of an input device for integrating a physical and virtual interface showing my new design; FIG. 2 is a perspective view thereof; FIG. 3 is a top plan view thereof; FIG. 4 is a bottom plan view thereof; FIG. 5 is a front elevational view thereof; FIG. 6 is a rear elevational view thereof; FIG. 7 is a left side elevational view thereof; and, FIG. 8 is a right side elevational view thereof.

CPC G06F 3/0216; G06F 3/0231
See application file for complete search history.

The broken lines illustrate portions of the input device for integrating a physical and virtual interface which form no part of the claimed design.

(56) **References Cited**

U.S. PATENT DOCUMENTS

D678,277 S * 3/2013 Groene D14/391
D692,902 S * 11/2013 Groene D14/455

1 Claim, 5 Drawing Sheets



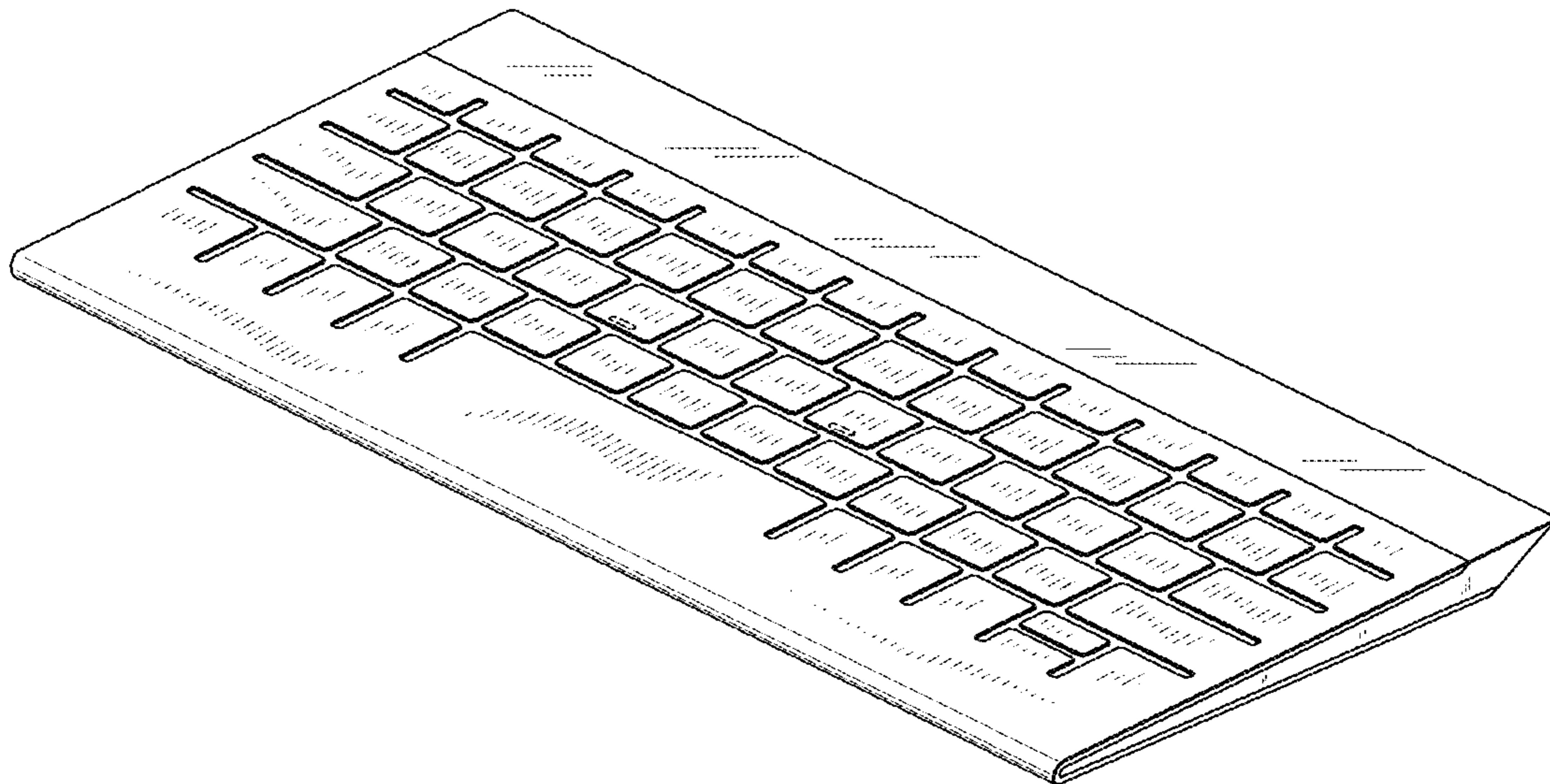


FIG. 1




FIG. 2

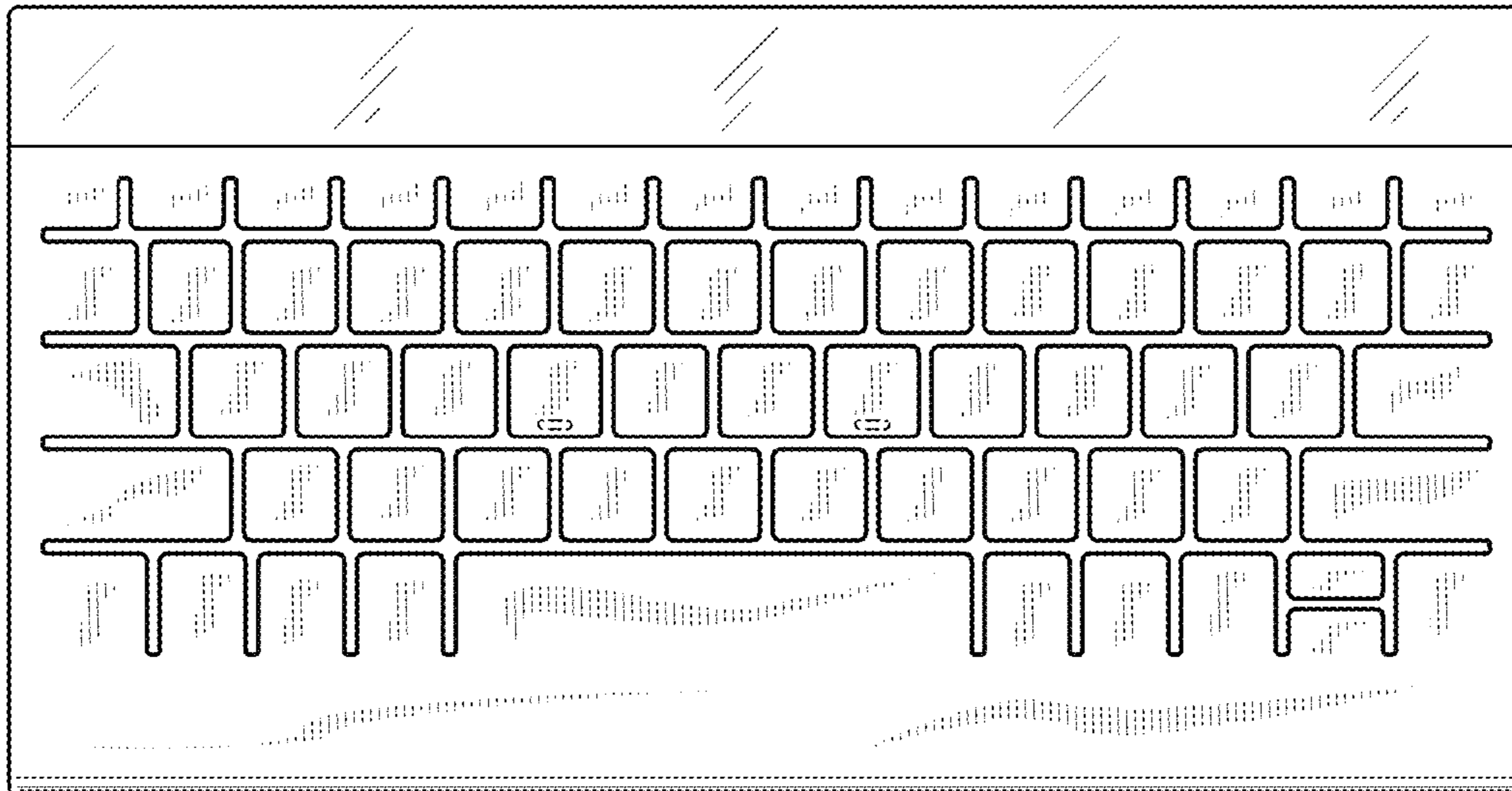


FIG. 3




FIG. 4

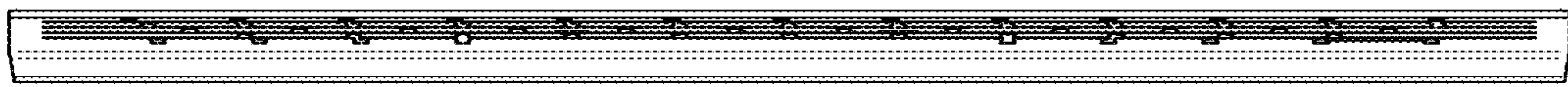


FIG. 5



FIG. 6




FIG. 7




FIG. 8