



US00D772212S

(12) **United States Design Patent** (10) **Patent No.:** **US D772,212 S**  
**Daniel et al.** (45) **Date of Patent:** **\*\* Nov. 22, 2016**

(54) **COVER FOR ELECTRONIC COMMUNICATIONS DEVICE**  
(71) Applicants: **Isaac S. Daniel**, Miramar, FL (US); **Basel Saleh**, Miramar, FL (US)  
(72) Inventors: **Isaac S. Daniel**, Miramar, FL (US); **Basel Saleh**, Miramar, FL (US)  
(\*\*) Term: **15 Years**  
(21) Appl. No.: **29/542,198**  
(22) Filed: **Oct. 12, 2015**  
(51) **LOC (10) Cl.** ..... **14-03**  
(52) **U.S. Cl.**  
USPC ..... **D14/250**  
(58) **Field of Classification Search**  
USPC ..... D14/238.1, 440, 203.3-203.7, 217, 240, D14/248, 251-253, 447, 496, 250; D3/201, D3/218, 247, 269, 273, 301, 303; D13/103, 107-108, 119  
CPC ..... H04B 1/3888; H04M 1/0283; H04M 1/0202; A45C 1/06; A45C 11/00; A45C 13/02; A45C 2011/002; A45F 2005/026; A45F 2200/0525; A45F 2200/0516  
See application file for complete search history.

(56) **References Cited**  
U.S. PATENT DOCUMENTS

D485,834 S *	1/2004	Davetas	.....	D14/250
D614,179 S *	4/2010	Behar	.....	D14/248
D615,078 S *	5/2010	Bradley	.....	D14/250
D619,356 S *	7/2010	Hillman	.....	D3/218
D624,064 S *	9/2010	Esposito	.....	D14/250
D631,246 S *	1/2011	Boettner	.....	D3/203.2
8,047,364 B2 *	11/2011	Longinotti-Buitoni	A45C 11/00	206/320
D653,656 S *	2/2012	Charnas	.....	D14/250
8,251,210 B2 *	8/2012	Schmidt	.....	H04M 1/04
				206/320
D678,871 S *	3/2013	Mishan	.....	D14/250
D679,684 S *	4/2013	Baker	.....	D14/250
D679,694 S *	4/2013	Fahrendorff	.....	D14/250
D681,620 S *	5/2013	Huskinson	.....	D14/250

D684,567 S *	6/2013	Murchison	.....	D14/250
D688,654 S *	8/2013	Stevinson	.....	D14/250
D688,655 S *	8/2013	Rey-Hipolito	.....	D14/250
D705,763 S *	5/2014	Fastman	.....	D14/250
D705,764 S *	5/2014	Thoni	.....	D14/250
D707,965 S *	7/2014	Requa	.....	D3/247
D714,058 S *	9/2014	Owen	.....	D3/247
D719,143 S *	12/2014	Vidovic	.....	D14/250
D721,689 S *	1/2015	Altschul	.....	D14/250
D726,171 S *	4/2015	Edwards	.....	D14/250
D726,413 S *	4/2015	Shalon	.....	D3/265
9,049,283 B1 *	6/2015	Kim	.....	H04M 1/21
D736,196 S *	8/2015	Karis	.....	D14/250
9,241,551 B2 *	1/2016	Lawson	.....	A45C 11/00
D749,557 S *	2/2016	Feng	.....	D14/250
9,369,167 B2 *	6/2016	Choi	.....	H04B 1/3888
2012/0021810 A1 *	1/2012	Terry	.....	H04B 1/3888
				455/575.8
2012/0067751 A1 *	3/2012	Mongan	.....	A45C 11/00
				206/216
2012/0260611 A1 *	10/2012	Jones	.....	A45C 3/00
				53/468
2013/0037187 A1 *	2/2013	D'Amore	.....	A45C 15/00
				150/147
2014/0083876 A1 *	3/2014	Lin	.....	A45C 11/00
				206/37
2016/0014922 A1 *	1/2016	Banerjee	.....	A45C 7/0031
				206/38

\* cited by examiner

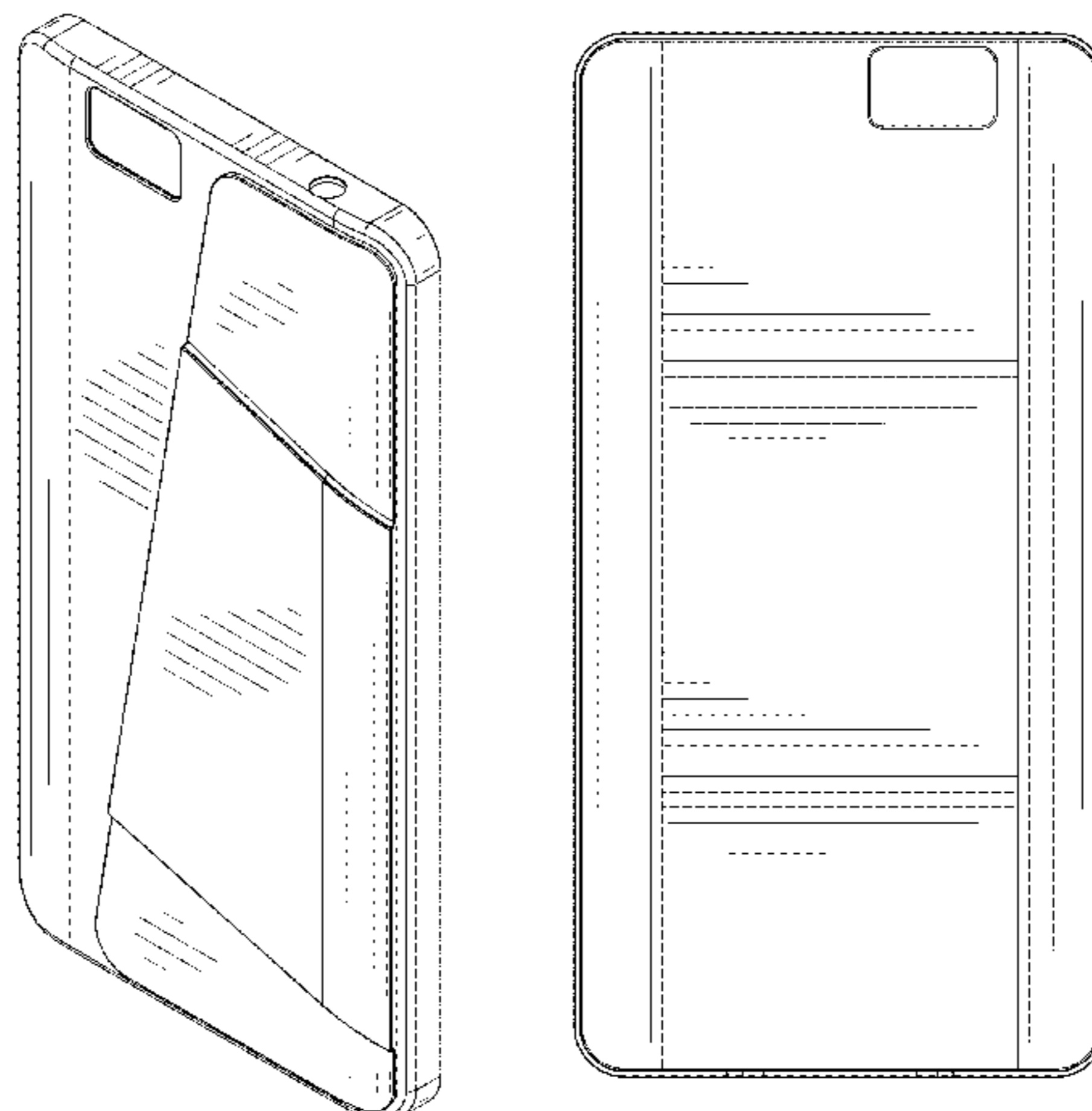
*Primary Examiner* — Carla Jobe Wright  
(74) *Attorney, Agent, or Firm* — Carol N. Green Kaul, Esq.

(57) **CLAIM**  
The ornamental design for a cover for a electronic communications device, as shown and described.

**DESCRIPTION**

FIG. 1 is a front perspective view of a cover for electronic communications device showing our new design.  
FIG. 2 is a right-side rear perspective view thereof.  
FIG. 3 is a left-side rear perspective view thereof.  
FIG. 4 is a front elevation view thereof.  
FIG. 5 is a rear elevation view thereof.  
FIG. 6 is a top view thereof.  
FIG. 7 is a bottom view thereof.  
FIG. 8 is a left-side view thereof; and,  
FIG. 9 is a right-side view thereof.

**1 Claim, 7 Drawing Sheets**



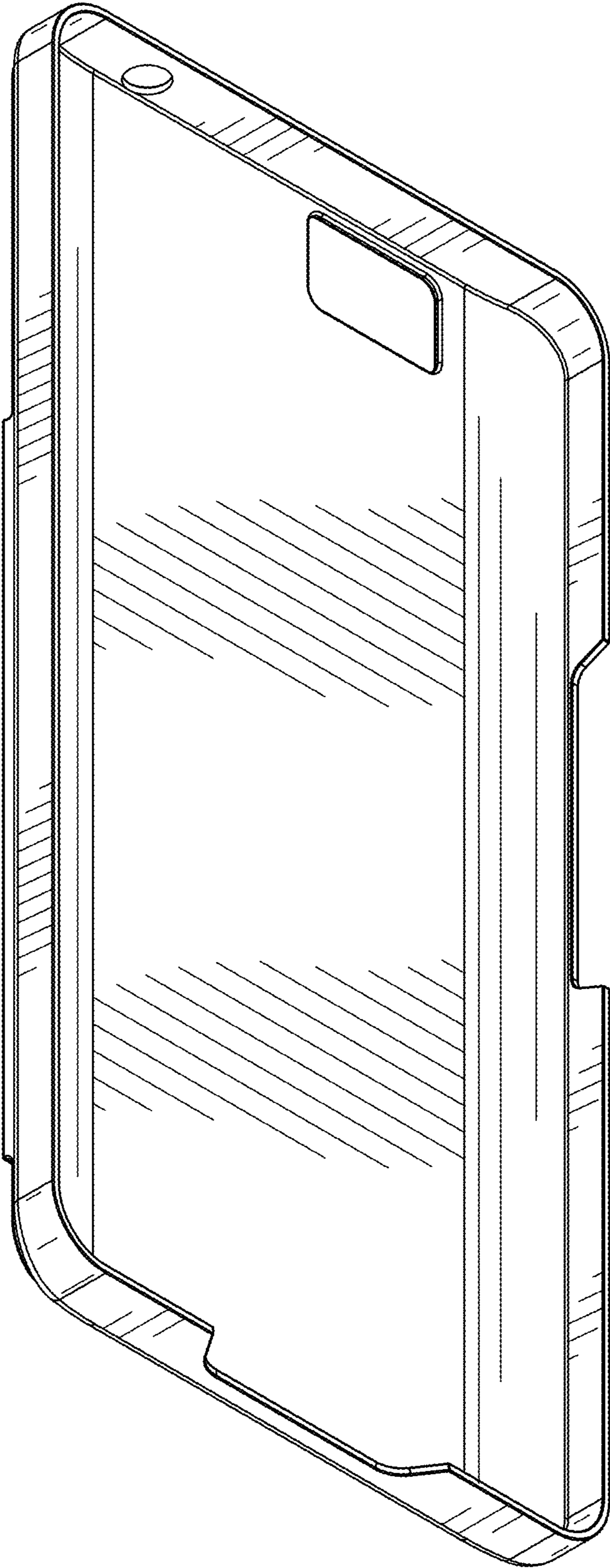


FIG. 1

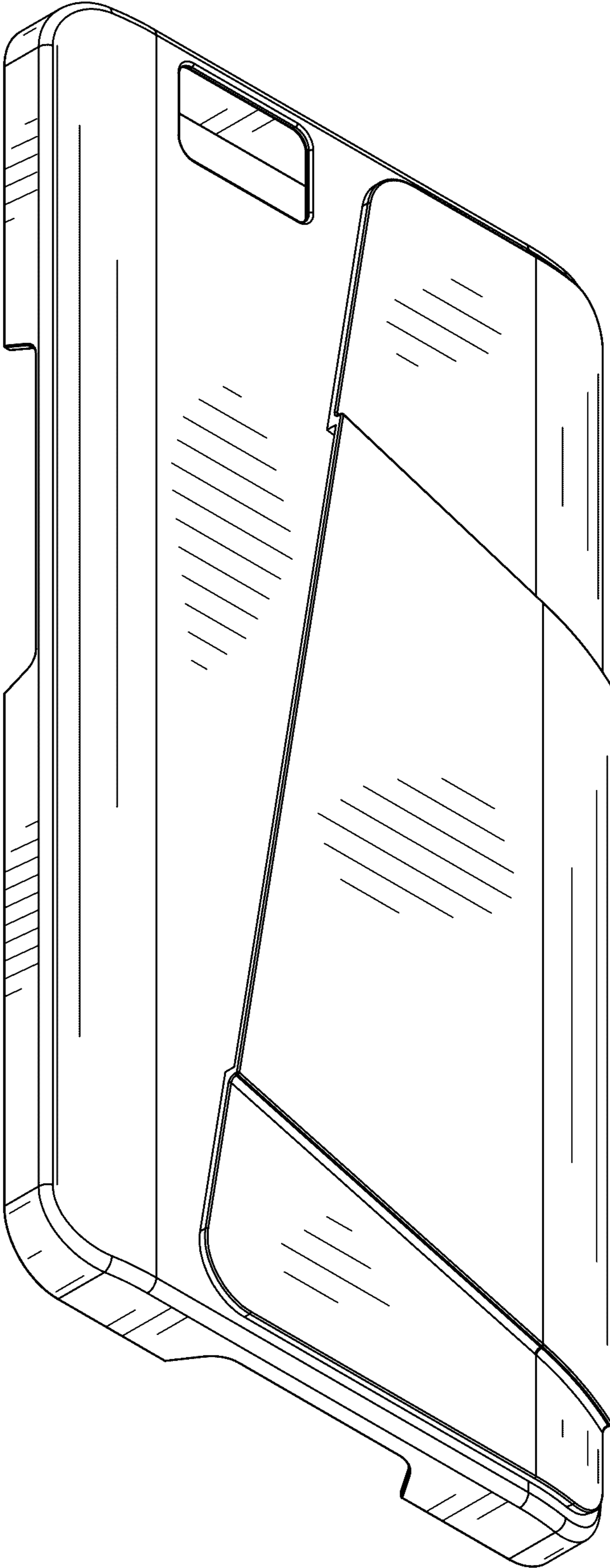


FIG. 2



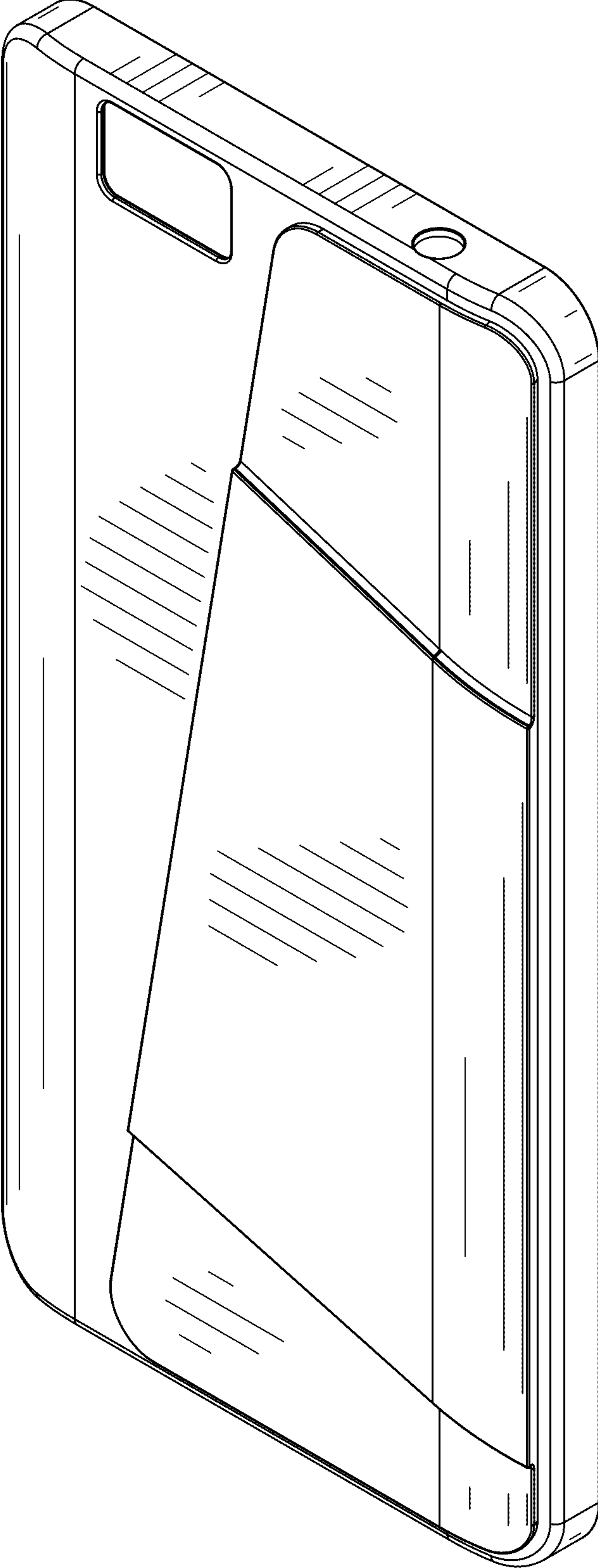


FIG. 3




FIG. 4

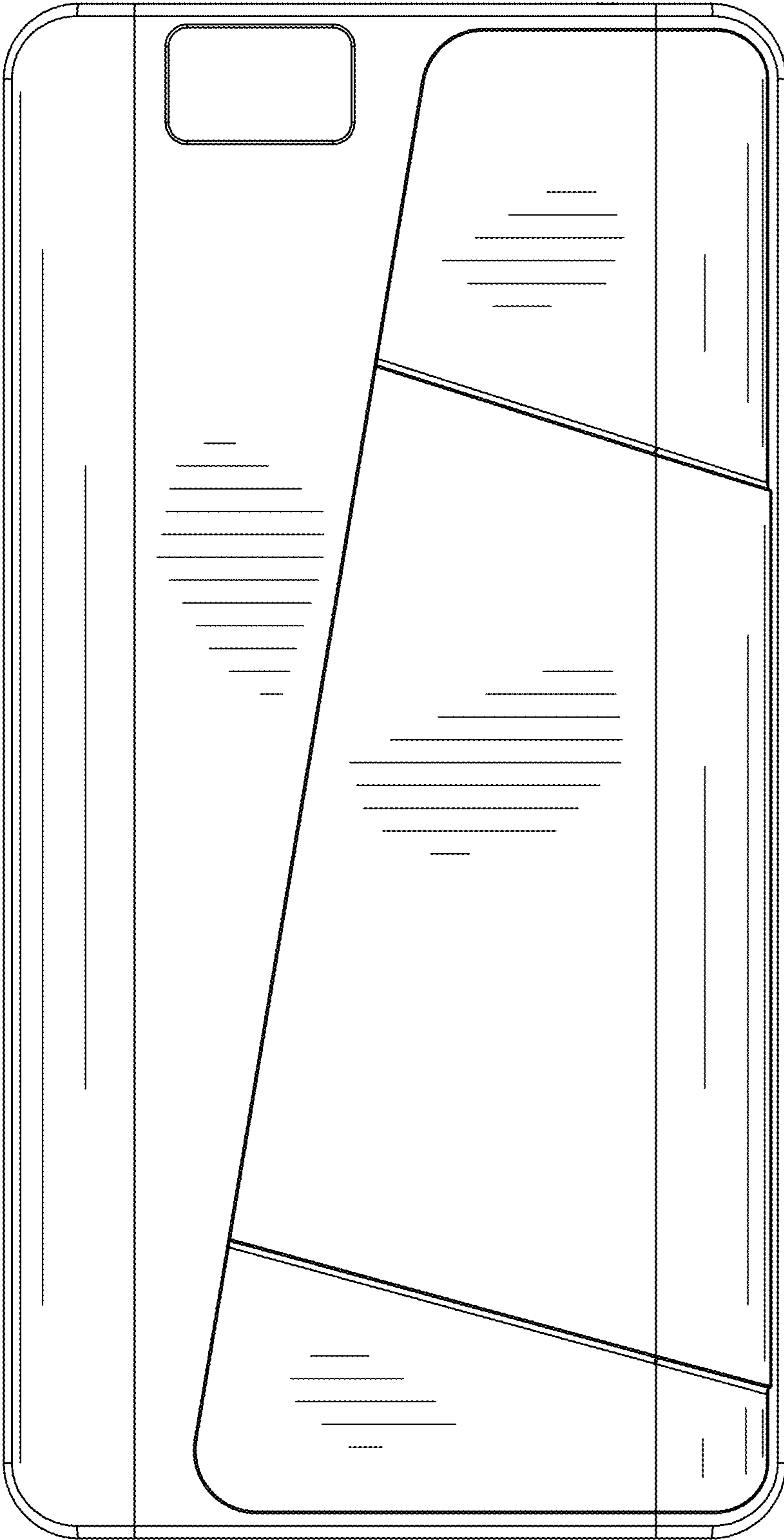


FIG. 5

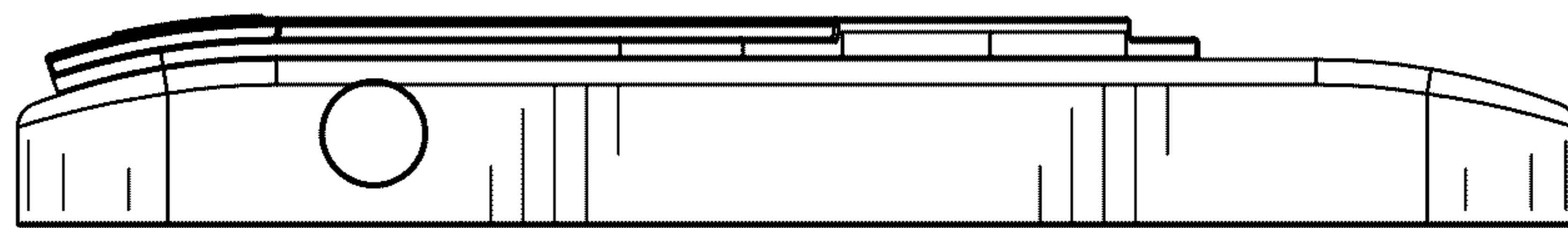


FIG. 6

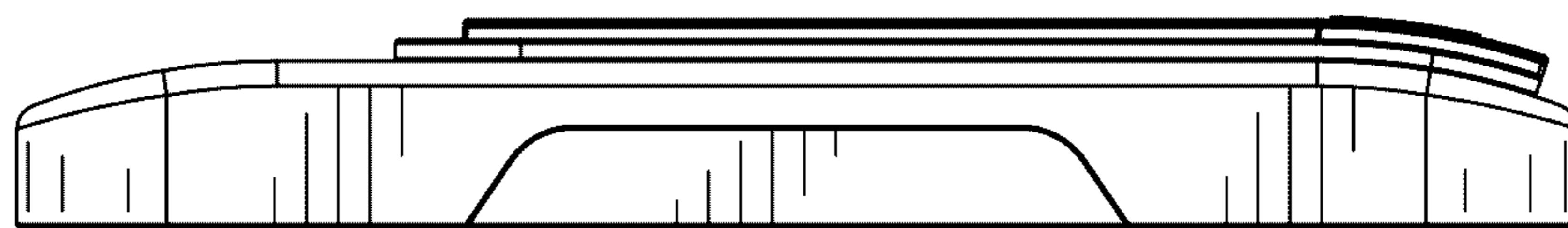


FIG. 7

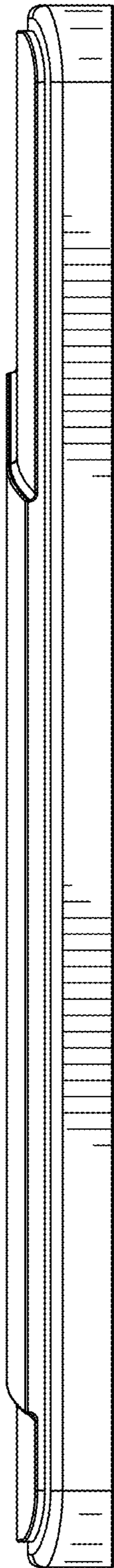


FIG. 8

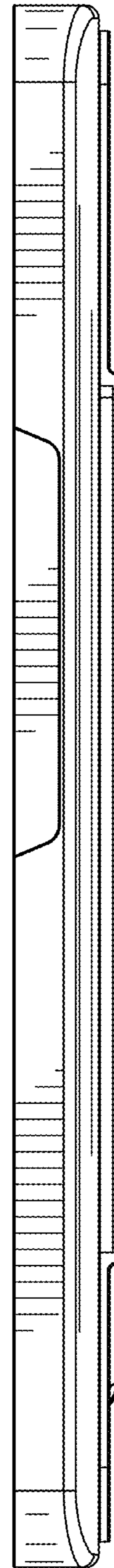


FIG. 9