



US00D772154S

(12) **United States Design Patent** (10) **Patent No.:** **US D772,154 S**
Hamanaka (45) **Date of Patent:** **** Nov. 22, 2016**

(54) **AUTOMOBILE TIRE**

FOREIGN PATENT DOCUMENTS

(71) Applicant: **THE YOKOHAMA RUBBER CO., LTD.**, Minato-ku, Tokyo (JP)

JP 2001-301425 A 10/2001
JP D1351144 2/2009

(72) Inventor: **Hideki Hamanaka**, Hiratsuka (JP)

OTHER PUBLICATIONS

(73) Assignee: **THE YOKOHAMA RUBBER CO., LTD.**, Minato-ku, Tokyo (JP)

Aug. 26, 2014—(JP) Office Action—App 2014-007045—Partial Eng Tran.

(**) Term: **14 Years**

Primary Examiner — Barbara Fox
Assistant Examiner — Katie Mroczka

(21) Appl. No.: **29/503,796**

(74) *Attorney, Agent, or Firm* — Banner & Witcoff, Ltd.

(22) Filed: **Sep. 30, 2014**

(57) **CLAIM**

(30) **Foreign Application Priority Data**

The ornamental design for an automobile tire, as shown and described.

Mar. 31, 2014 (JP) 2014-007045

(51) **LOC (10) Cl.** **12-15**

DESCRIPTION

(52) **U.S. Cl.**

USPC **D12/605**

(58) **Field of Classification Search**

USPC D12/512, 519, 522, 536–538, 542, 544, D12/551, 552, 554, 559, 561, 563, D12/568–603; D7/588, 396.4, 396.5; 152/523, 524, 525, 555, 209.1–209.9, 152/209.11–209.19, 209.21–209.28, 455; D11/2–4, 26; D5/53, 56, 59, 60, 61
CPC B60C 13/00; B60C 13/001; B60C 13/02; B60C 1/0025; B60C 11/03; B60C 11/0304; B60C 11/1218; B60C 11/1236; B60C 11/1281; B60C 2011/1213; B60C 2200/06; B60C 1/00; B60C 11/0302; B60C 11/0306; B60C 11/0309

See application file for complete search history.

FIG. 1 is a perspective view of an automobile tire showing my new design;
FIG. 2 is a front view thereof;
FIG. 3 is a rear view thereof;
FIG. 4 is a left side view thereof;
FIG. 5 is a right side view thereof;
FIG. 6 is a top plan view thereof;
FIG. 7 is a bottom view thereof;
FIG. 8 is an enlarged perspective view of a portion defined by lines 8-8 shown in FIG. 1;
FIG. 9 is an enlarged front view of a portion defined by lines 9-9 shown in FIG. 2;
FIG. 10 is an enlarged front view of a portion defined by lines 10-10 shown in FIG. 2; and,
FIG. 11 is a sectional view taken along lines 11-11 shown in FIG. 9.

The broken lines shown are included for the purpose of illustrating the unclaimed portions of the automobile tire and form no part of the claimed design. The dot-dashed lines which define the bounds of the claimed design form no part thereof.

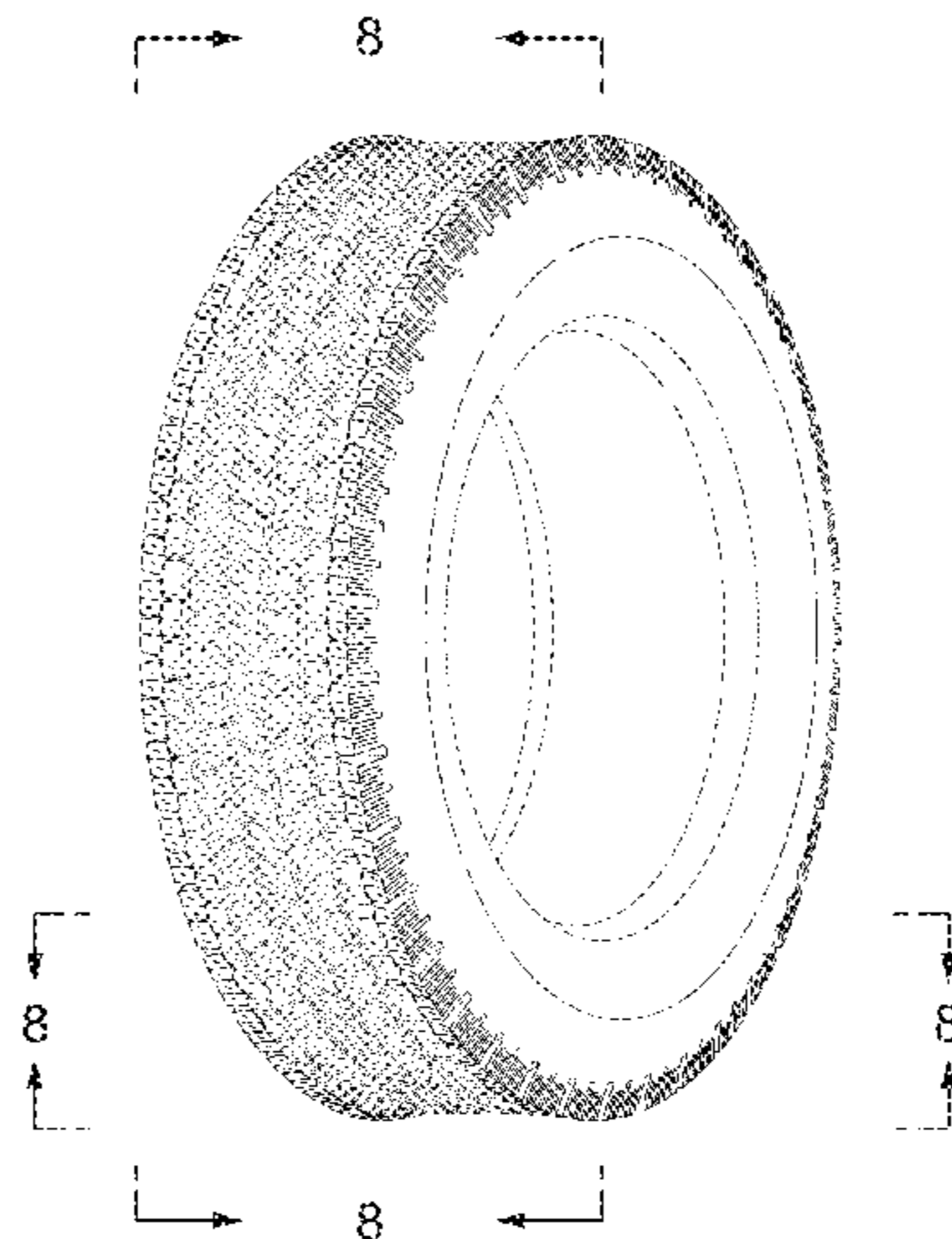
(56) **References Cited**

U.S. PATENT DOCUMENTS

D615,026 S * 5/2010 Nakano D12/582
D615,482 S * 5/2010 Nakano D12/594
D638,782 S * 5/2011 Osaka D12/594

(Continued)

1 Claim, 11 Drawing Sheets



US D772,154 S

Page 2

(56)

References Cited

U.S. PATENT DOCUMENTS

D661,245 S * 6/2012 Buchinger-Barnstorf ... D12/564

D686,975 S * 7/2013 Hamanaka D12/598
D712,820 S * 9/2014 Hutz D12/605
D729,148 S * 5/2015 Kotoku D12/574

* cited by examiner

FIG. 1

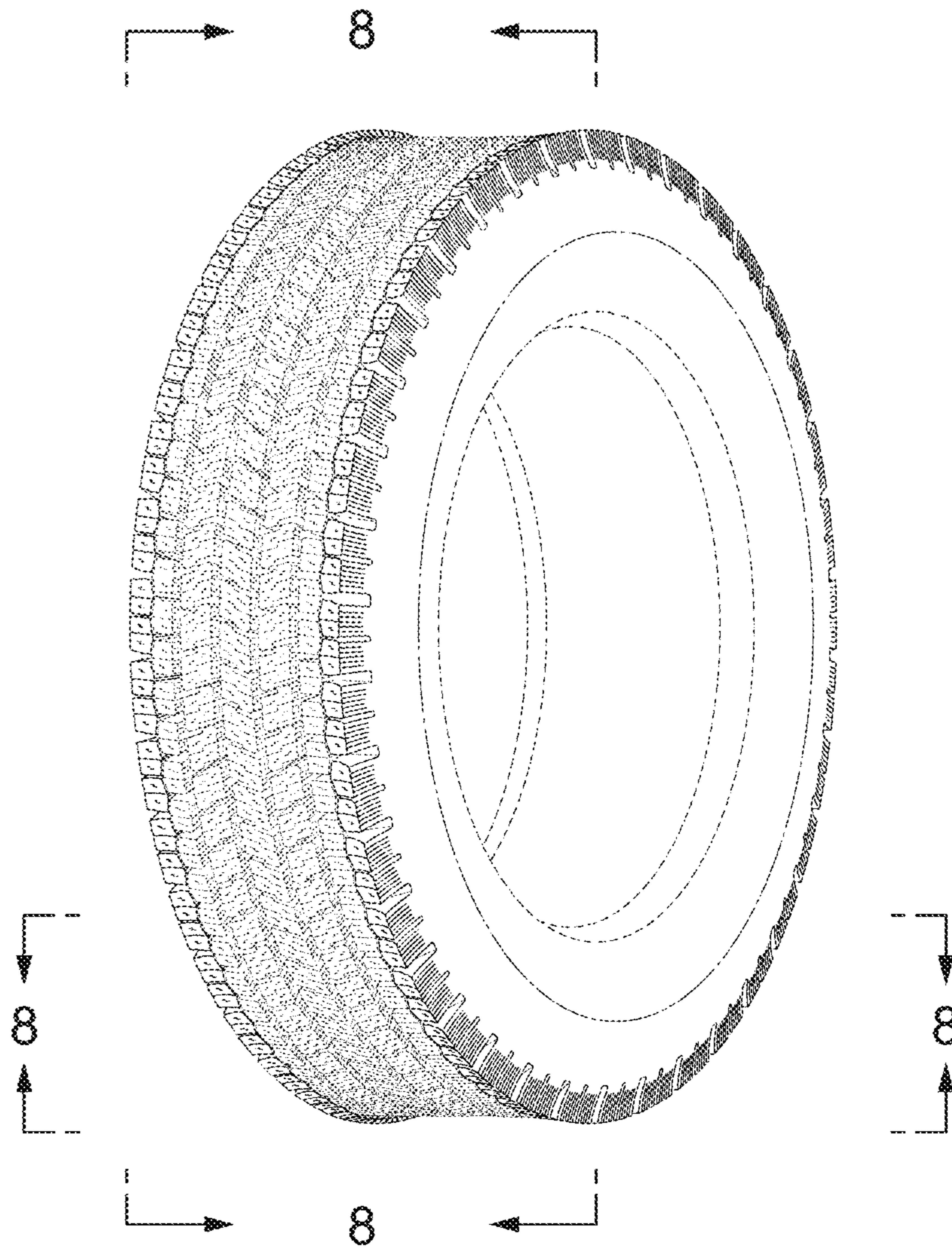


FIG. 2

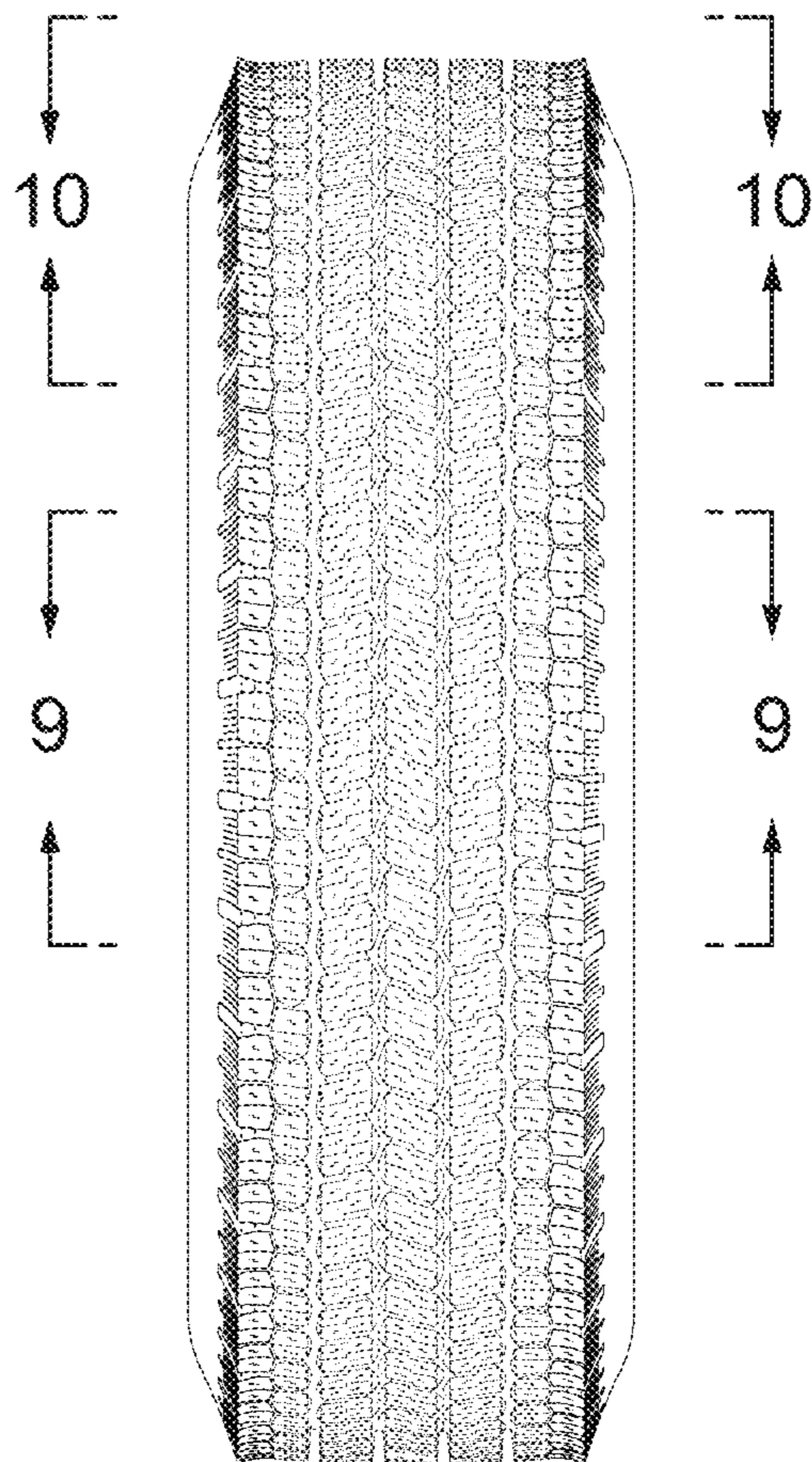


FIG. 3

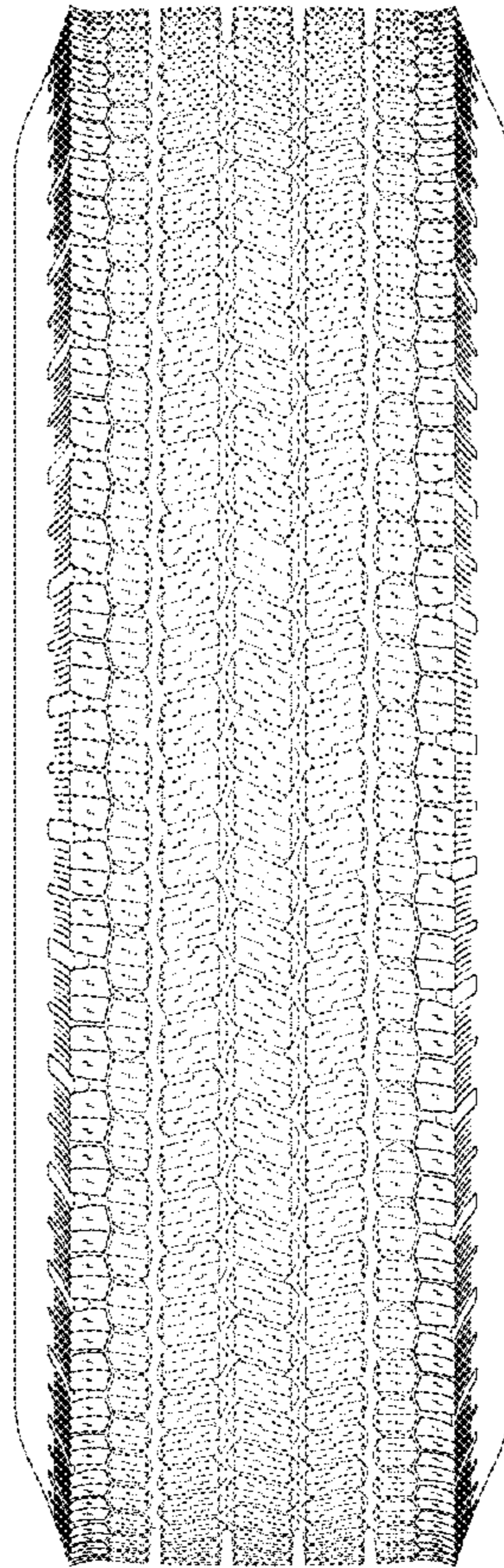


FIG. 4




FIG. 5




FIG. 6

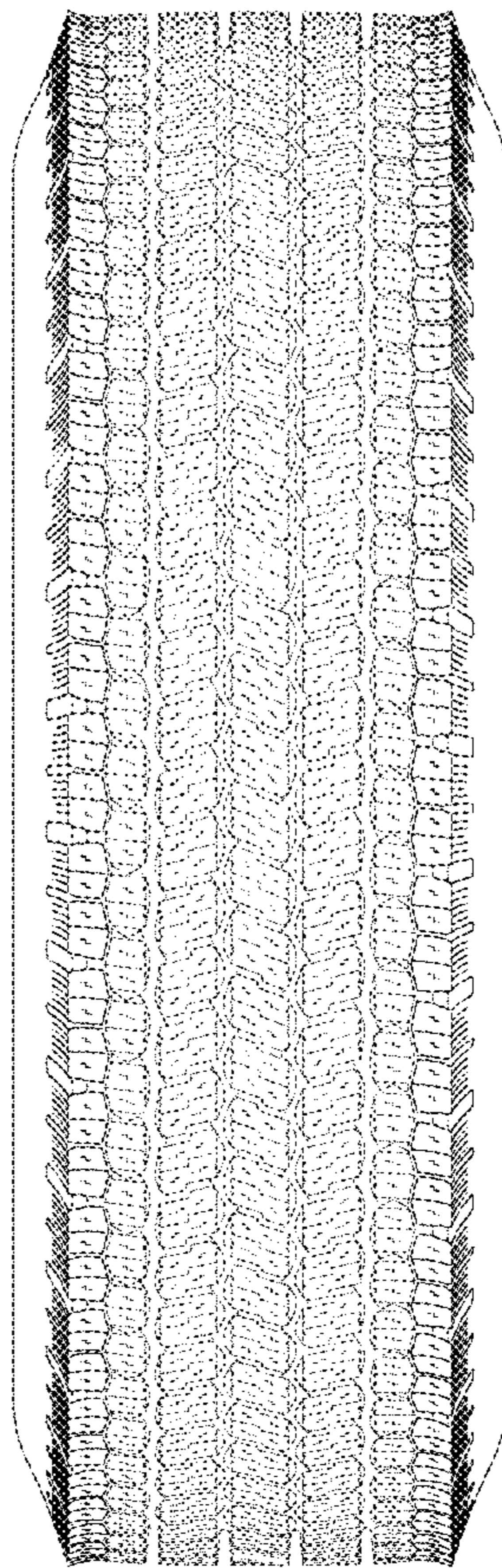


FIG. 7

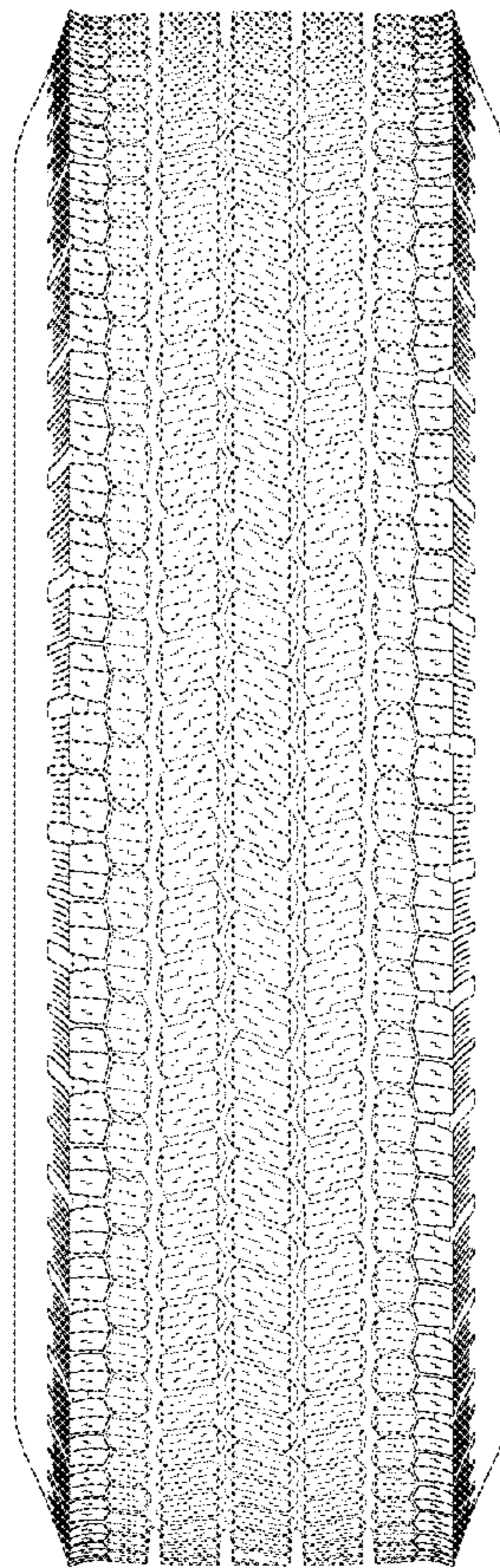


FIG. 8

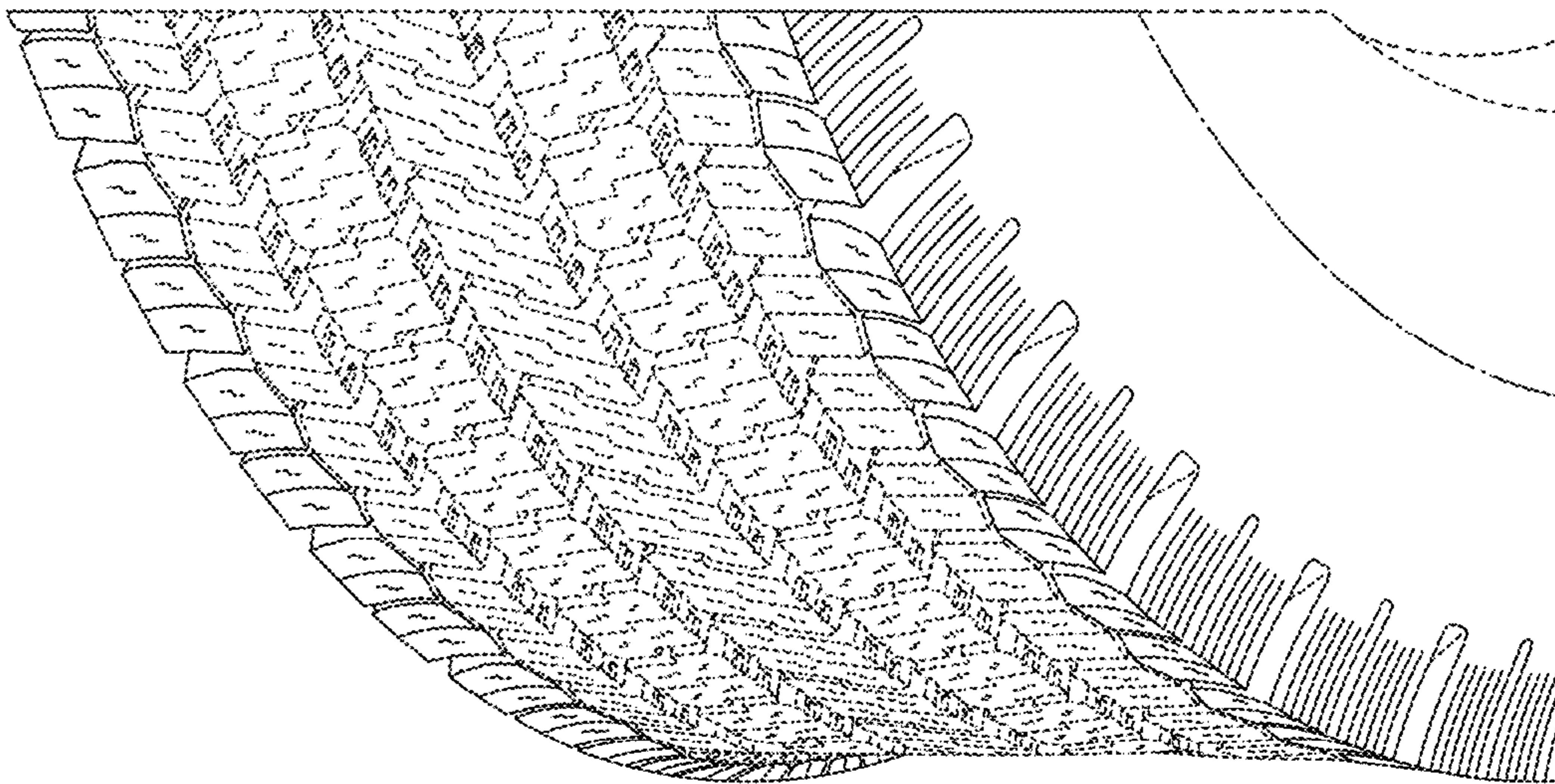


FIG. 9

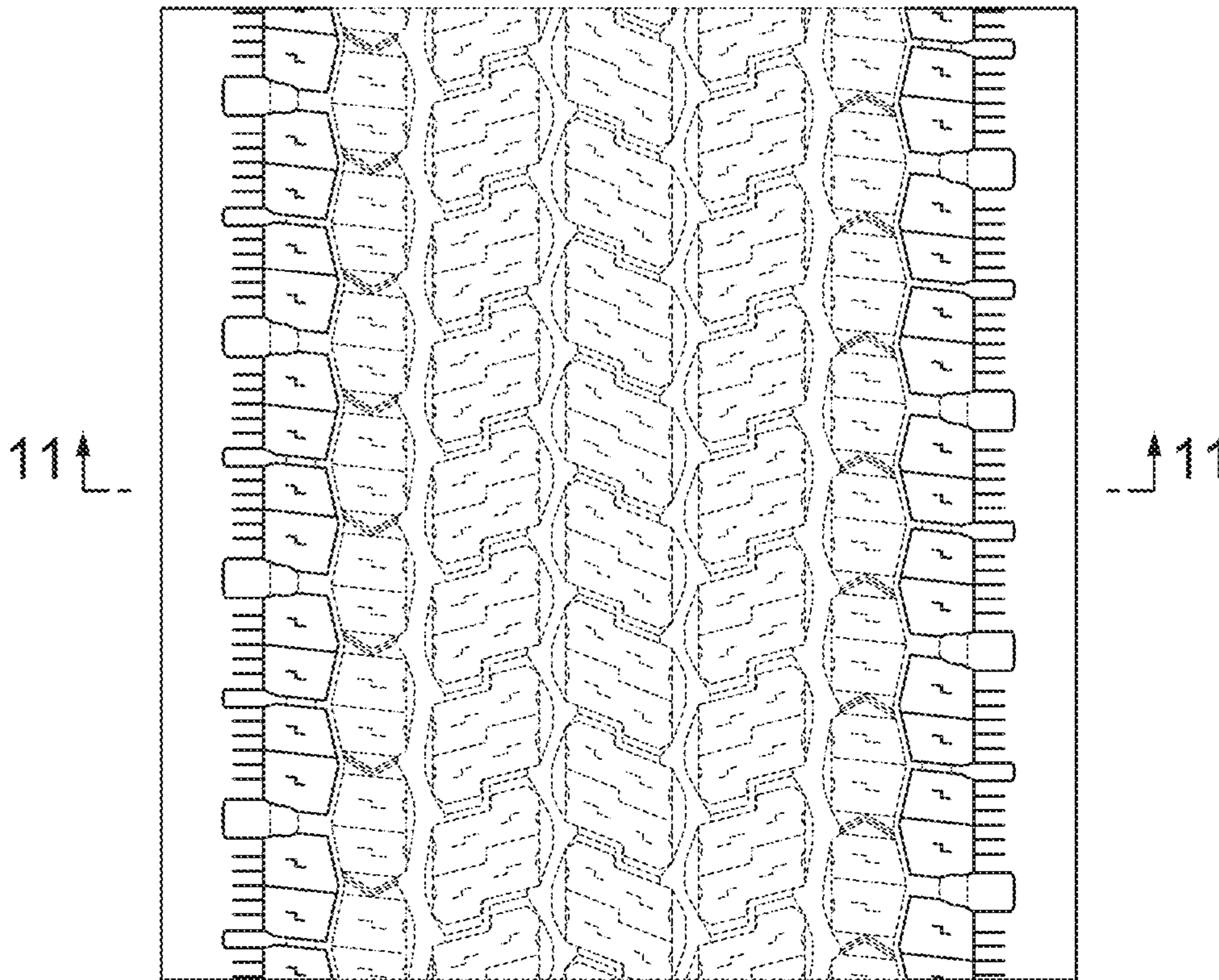


FIG. 10

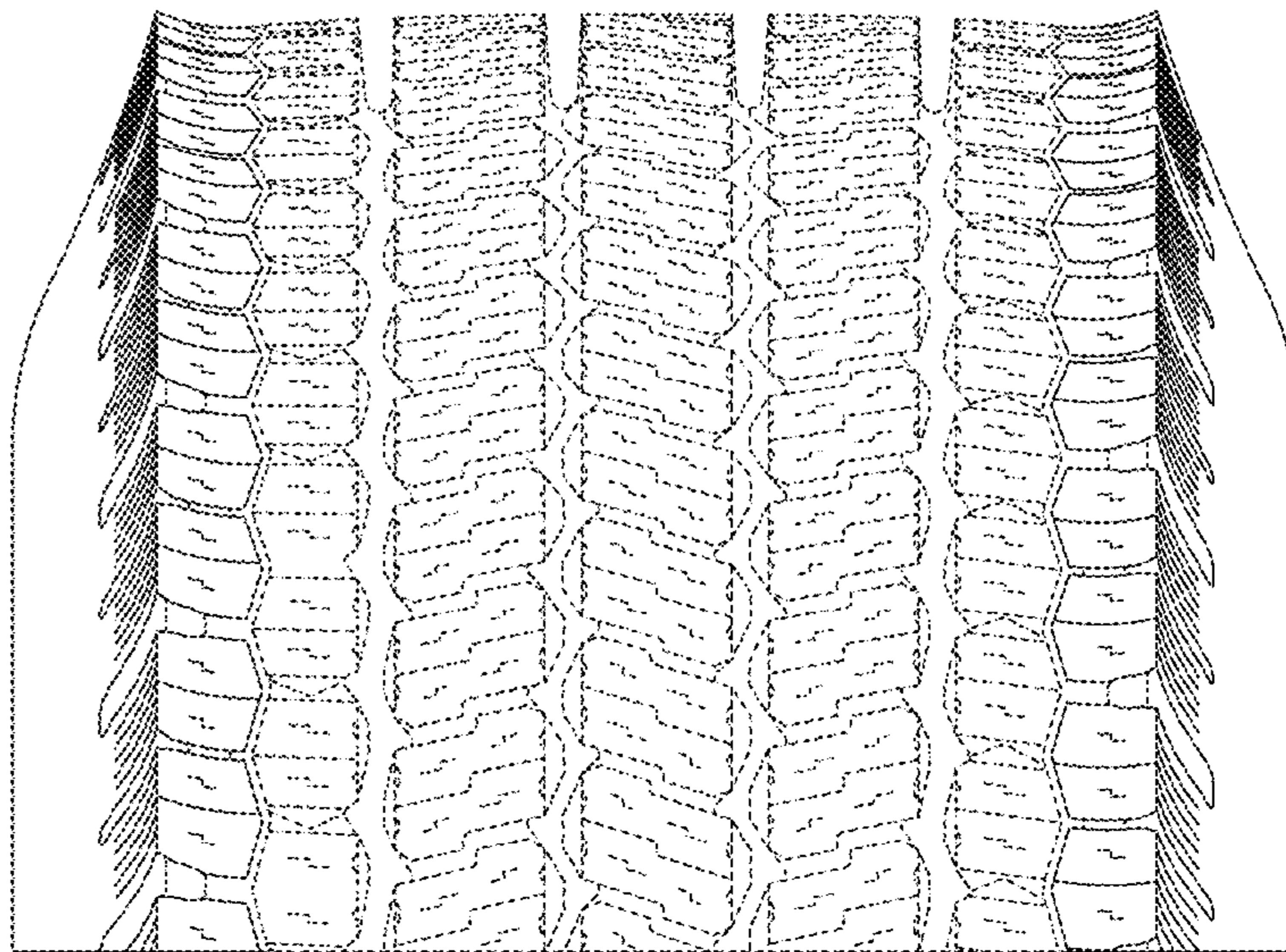


FIG. 11

