



US00D772147S

(12) **United States Design Patent**
Sato

(10) **Patent No.:** **US D772,147 S**

(45) **Date of Patent:** **** Nov. 22, 2016**

(54) **TIRE FOR AUTOMOBILE**

(71) Applicant: **SUMITOMO RUBBER INDUSTRIES, LTD.**, Kobe-shi, Hyogo (JP)

(72) Inventor: **Aya Sato**, Kobe (JP)

(73) Assignee: **SUMITOMO RUBBER INDUSTRIES, LTD.**, Kobe-shi (JP)

(**) Term: **14 Years**

(21) Appl. No.: **29/487,772**

(22) Filed: **Apr. 11, 2014**

(51) **LOC (10) Cl.** **12-15**

(52) **U.S. Cl.**
USPC **D12/531**

(58) **Field of Classification Search**
USPC D12/500-532, 900-901
CPC B60C 11/0304; B60C 11/0302; B60C 11/0306; B60C 11/0309; B60C 11/0318; B60C 11/0311; B60C 11/042; B60C 11/13; B60C 11/00; B60C 11/11; B60C 11/12
See application file for complete search history.

(56) **References Cited**

U.S. PATENT DOCUMENTS

D398,889 S * 9/1998 Slingsluff D12/532
D525,187 S * 7/2006 Lee D12/527
D600,630 S * 9/2009 Shibata D12/528

D644,983 S * 9/2011 Seng D12/531
D656,889 S * 4/2012 Grolier D12/527
D687,367 S * 8/2013 Kawasaki D12/532
D697,021 S * 1/2014 Ochi D12/532
D719,081 S * 12/2014 Lim D12/532
D738,291 S * 9/2015 Taniguchi D12/532

* cited by examiner

Primary Examiner — Stacia Cadmus

(74) *Attorney, Agent, or Firm* — Birch, Stewart, Kolasch & Birch, LLP

(57) **CLAIM**

The ornamental design for a tire for automobile, as shown and described.


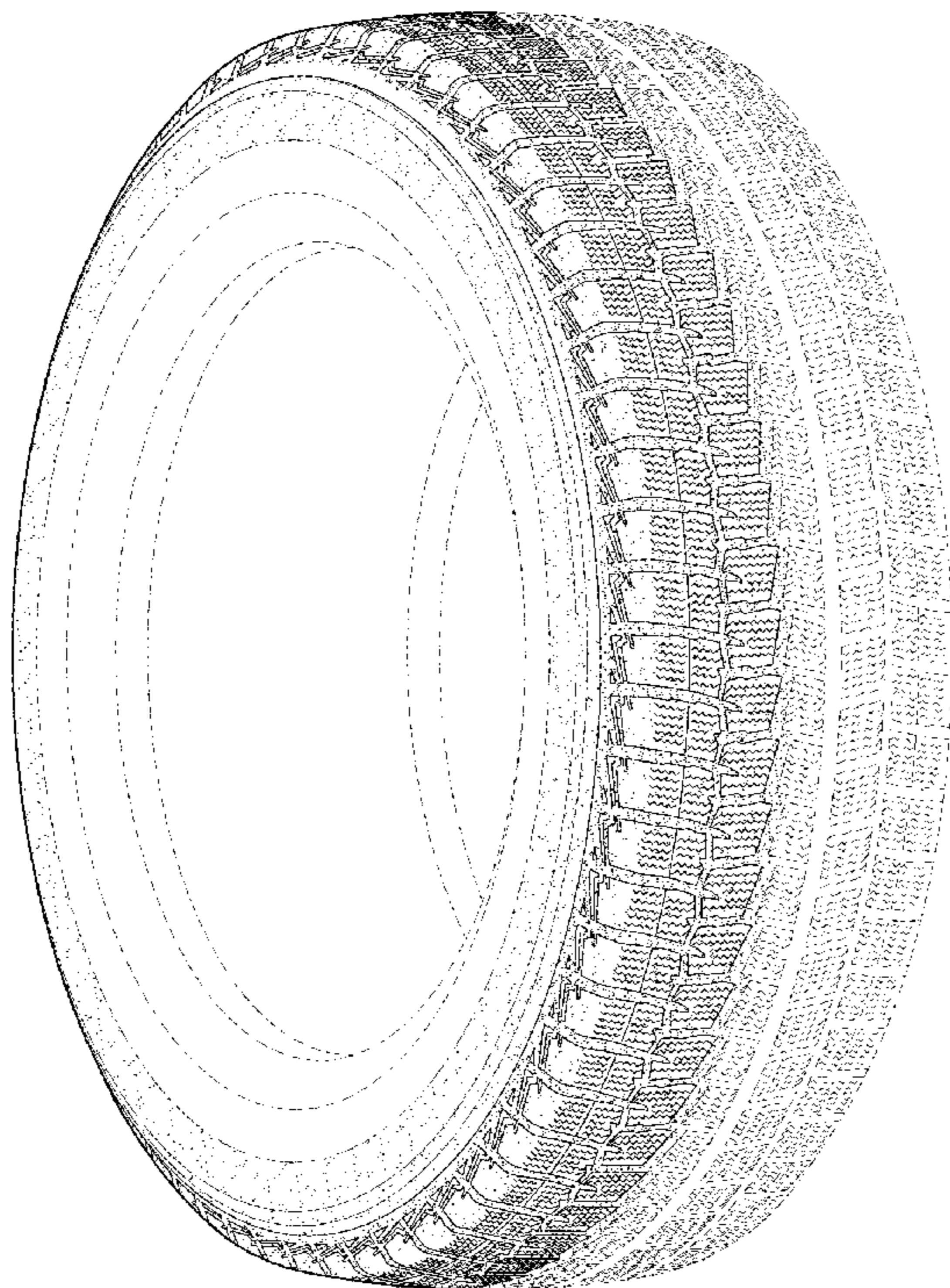
DESCRIPTION

FIG. 1 is a front, left perspective view of a tire for automobile showing my new design;
FIG. 2 is a front view thereof;
FIG. 3 is a left side view thereof;
FIG. 4 is a rear view thereof;
FIG. 5 is a right side view thereof; and,
FIG. 6 is a partial enlarged view of FIG. 2.

The top view and the bottom view are the same as the front view.

The portions in the drawings illustrated in broken lines designate environmental structure and therefore form no part of the claimed design and the dash-dot-dash lines set forth the boundary of the design.

1 Claim, 6 Drawing Sheets



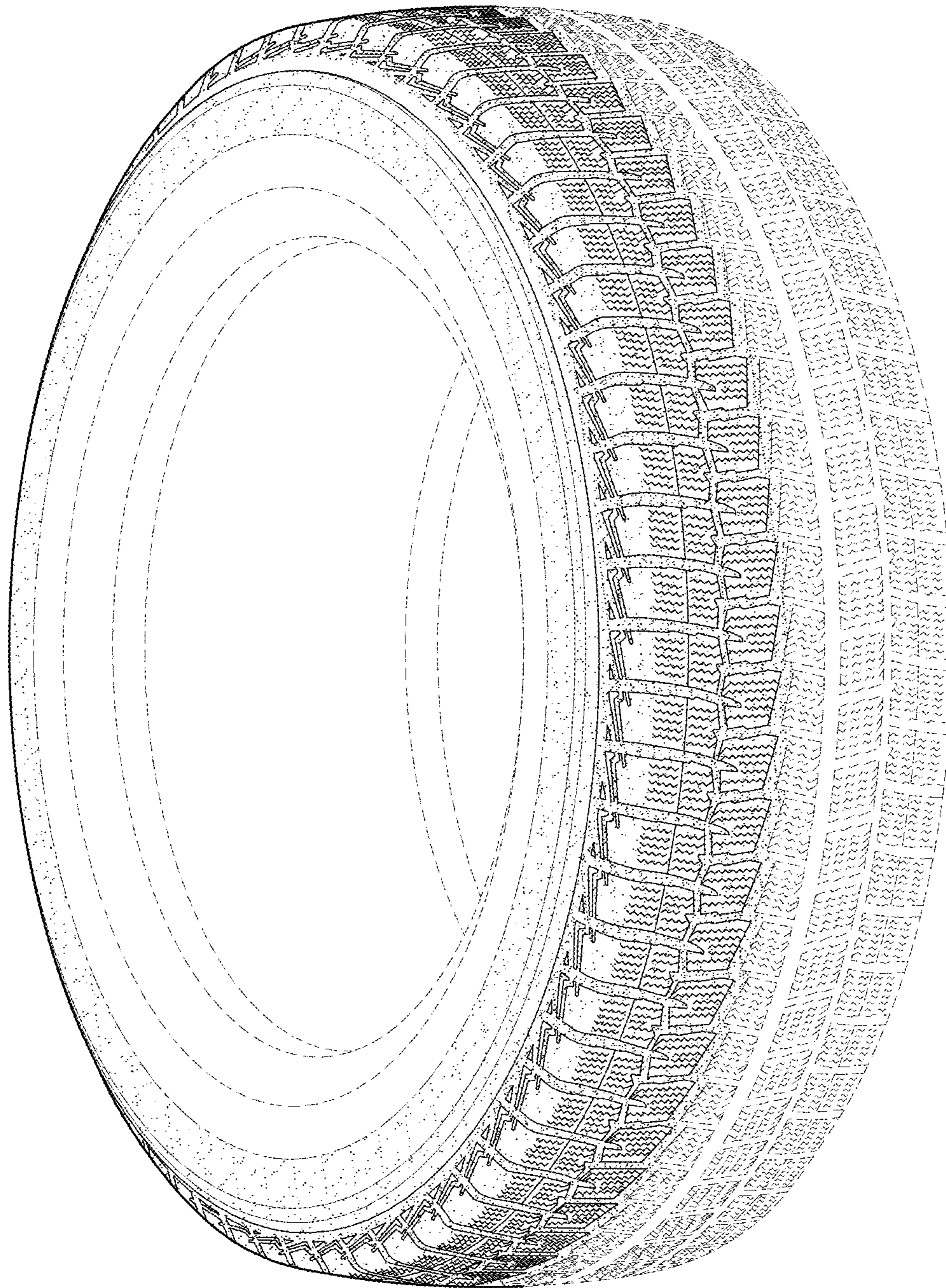


FIG.1

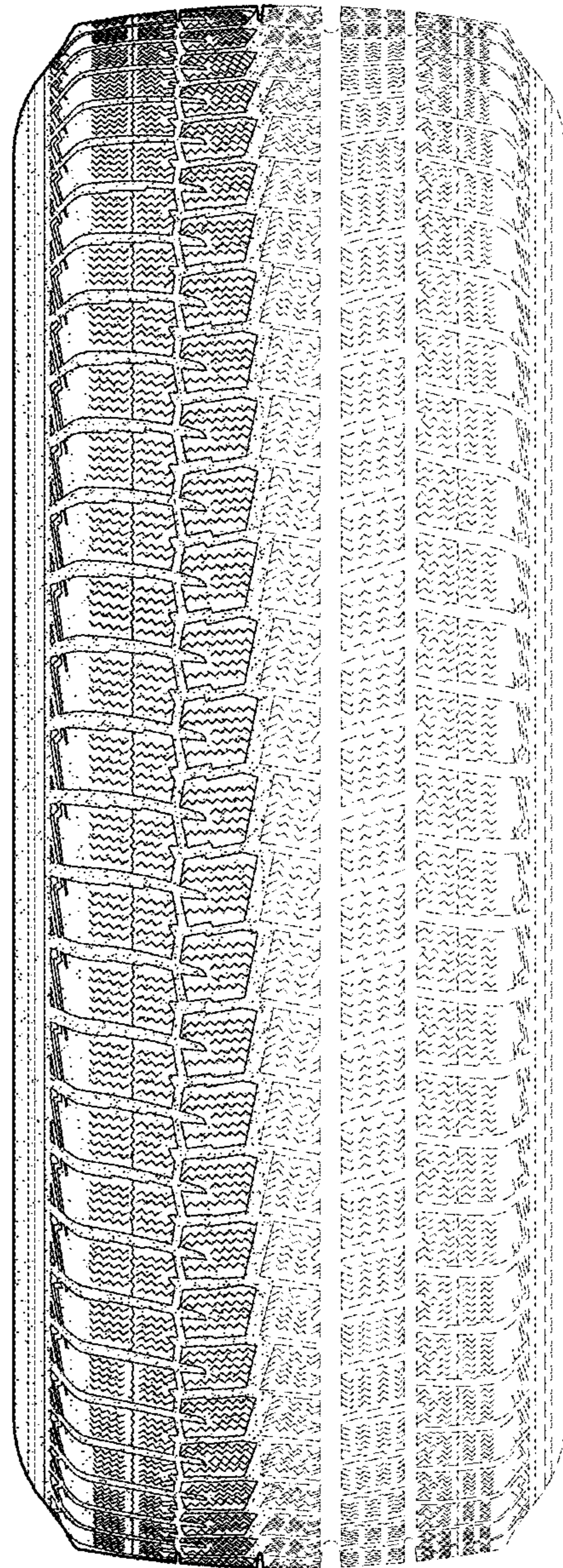


FIG. 2

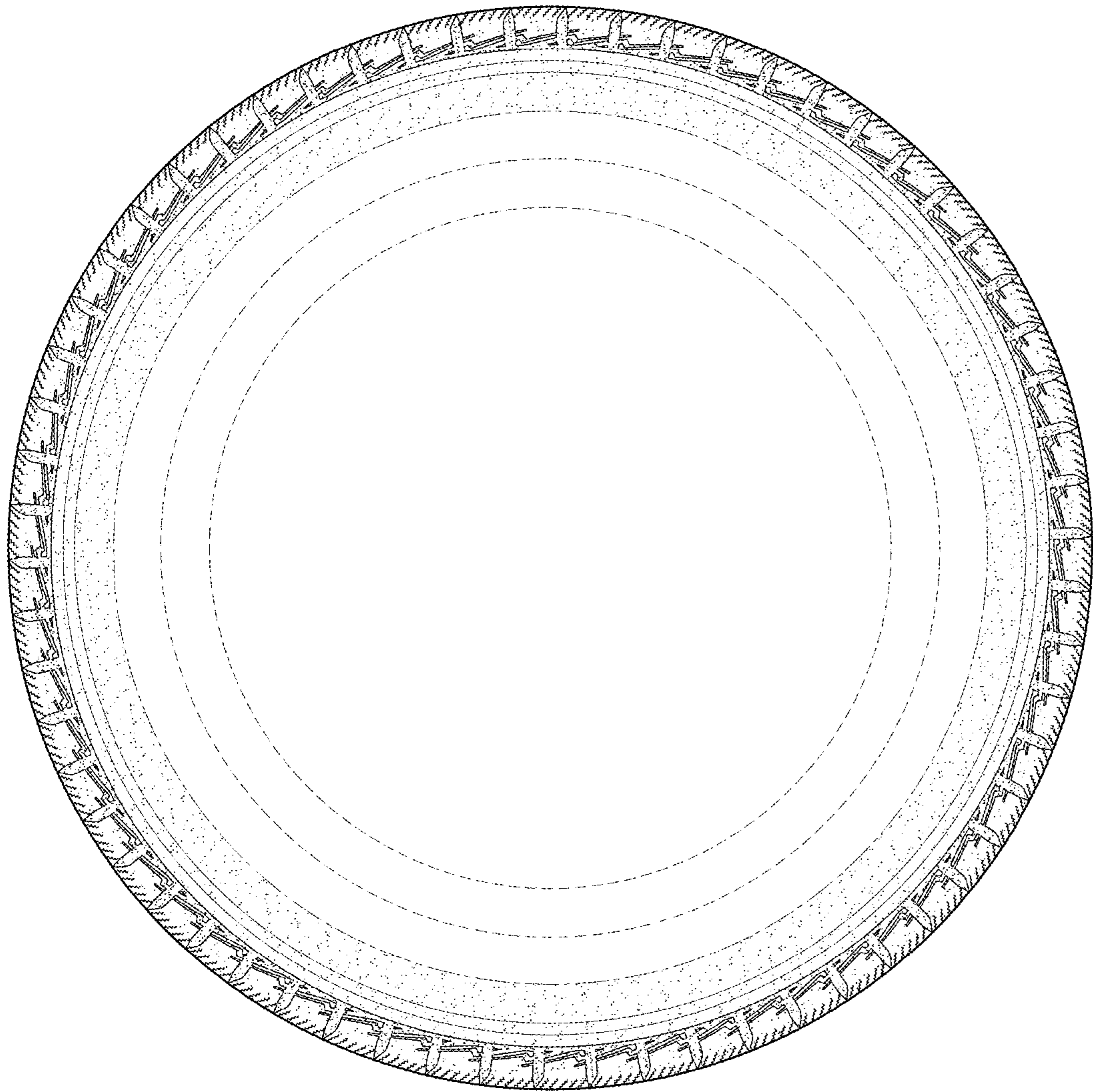


FIG.3




FIG.4




FIG.5




FIG.6