



US00D772145S

(12) **United States Design Patent** (10) **Patent No.:** **US D772,145 S**
Schimmoller (45) **Date of Patent:** **** *Nov. 22, 2016**

(54) **TIRE TREAD WITH SQUARE VISUAL WEAR INDICATOR**

(71) Applicant: **COOPER TIRE & RUBBER COMPANY**, Findlay, OH (US)

(72) Inventor: **Ryan J. Schimmoller**, Ottoville, OH (US)

(73) Assignee: **COOPER TIRE & RUBBER COMPANY**, Findlay, OH (US)

(*) Notice: This patent is subject to a terminal disclaimer.

(**) Term: **14 Years**

(21) Appl. No.: **29/466,677**

(22) Filed: **Sep. 10, 2013**

(51) **LOC (10) Cl.** **12-15**

(52) **U.S. Cl.**
USPC **D12/521**

(58) **Field of Classification Search**
USPC D12/505-532, 900-901, 604;
152/154.2
CPC B60C 11/0304; B60C 11/0302; B60C
11/0306; B60C 11/0309; B60C 11/0318;
B60C 11/0311; B60C 11/042; B60C 11/13;
B60C 11/00; B60C 11/11; B60C 11/12;
B60C 11/24

See application file for complete search history.

(56) **References Cited**

U.S. PATENT DOCUMENTS

| | | | | |
|-----------|-----|---------|-----------------|-----------|
| 2,706,509 | A | 4/1955 | White | |
| 3,653,422 | A | 4/1972 | French | |
| 3,929,179 | A | 12/1975 | Hines | |
| 4,226,274 | A * | 10/1980 | Awaya et al. | 152/154.2 |
| RE30,518 | E | 2/1981 | French | |
| D389,106 | S * | 1/1998 | Cagneaux et al. | D12/523 |
| D392,923 | S * | 3/1998 | Cagneaux et al. | D12/521 |
| 5,980,668 | A | 11/1999 | Slingluff | |

| | | | | |
|-----------|-----|---------|------------------|---------|
| 6,220,199 | B1 | 4/2001 | Williams | |
| 6,523,586 | B1 | 2/2003 | Eromaki et al. | |
| 6,709,138 | B1 | 3/2004 | Johnson | |
| D490,046 | S * | 5/2004 | Fukunaga | D12/521 |
| 6,883,567 | B2 | 4/2005 | Shimura | |
| D512,012 | S * | 11/2005 | Delu et al. | D12/517 |
| D512,013 | S * | 11/2005 | Delu et al. | D12/521 |
| D515,020 | S * | 2/2006 | Fukunaga | D12/521 |
| 7,011,126 | B2 | 3/2006 | Heinen | |
| D519,442 | S * | 4/2006 | Sakaguchi et al. | D12/519 |
| D525,186 | S * | 7/2006 | Martin | D12/521 |
| D546,272 | S * | 7/2007 | Shinohara et al. | D12/521 |
| D551,156 | S * | 9/2007 | Shinohara et al. | D12/521 |
| 7,291,237 | B2 | 11/2007 | O'Brien et al. | |
| D560,595 | S * | 1/2008 | Bindner et al. | D12/521 |
| D568,234 | S * | 5/2008 | Shinohara et al. | D12/521 |

(Continued)

OTHER PUBLICATIONS

U.S. Appl. No. 61/875,858, filed Sep. 10, 2013.

(Continued)

Primary Examiner — Stacia Cadmus

(74) *Attorney, Agent, or Firm* — Fay Sharpe LLP

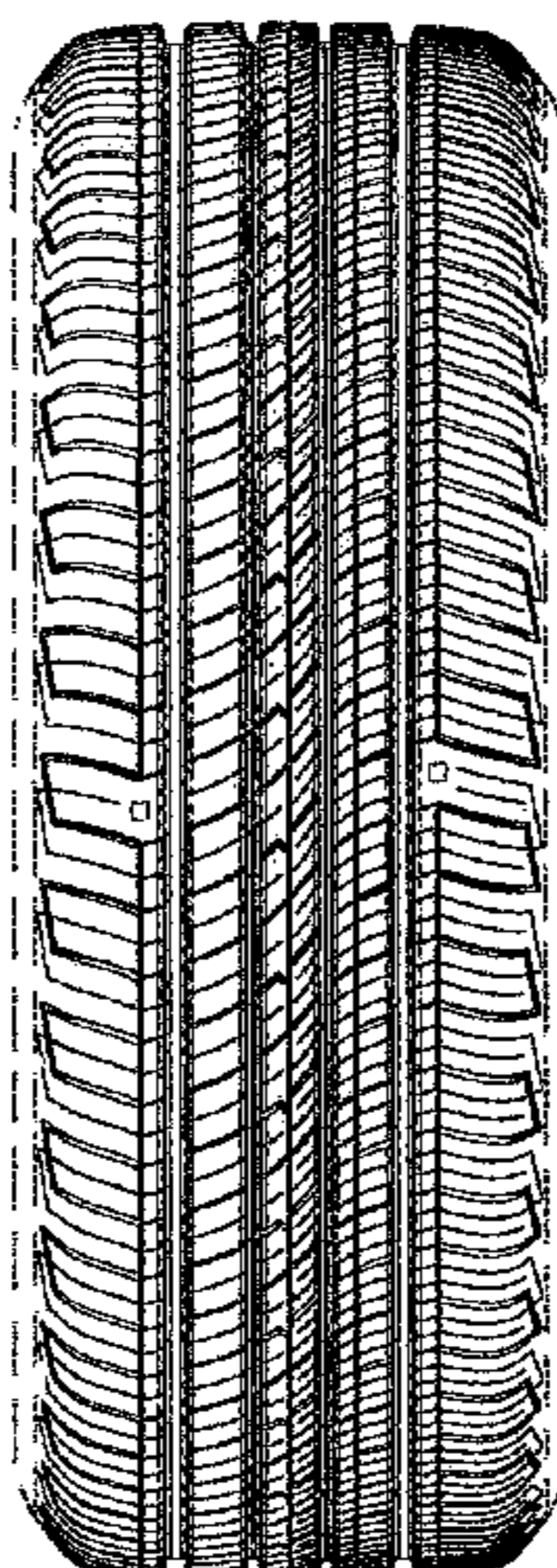
(57) **CLAIM**

The ornamental design for a tire tread with square visual wear indicator, as shown and described.

DESCRIPTION

FIG. 1 is a perspective view of a tire tread with square visual wear indicator, showing my new design;
FIG. 2 is a front view thereof;
FIG. 3 is an enlarged fragmentary side view thereof;
FIG. 4 is an enlarged fragmentary side view thereof, showing the opposite side from that shown in FIG. 3; and,
FIG. 5 is an enlarged fragmentary front view thereof.
The broken line showing of the sidewall, inner bead, and the peripheral boundary between the tire tread and the sidewall depict environmental subject matter and forms no part of the claimed design.

1 Claim, 5 Drawing Sheets



(56)

References Cited

U.S. PATENT DOCUMENTS

D572,653 S * 7/2008 Knowles et al. D12/521
7,670,123 B2 3/2010 Cuny et al.
D613,235 S * 4/2010 Kossi et al. D12/521
7,766,061 B2 8/2010 Mayni et al.
7,784,508 B2 8/2010 Kemp et al.
D643,359 S * 8/2011 Rau D12/521
D647,454 S * 10/2011 Fabing et al. D12/518
D668,203 S * 10/2012 Rittweger et al. D12/521
D684,919 S * 6/2013 Maxwell et al. D12/521
8,695,655 B2 * 4/2014 Cuny et al. 152/154.2
8,833,410 B2 * 9/2014 Paturle 152/154.2
D716,217 S * 10/2014 Rittweger D12/523

D717,727 S * 11/2014 Parr et al. D12/604
D722,010 S * 2/2015 Tian D12/521
2009/0095388 A1 4/2009 Cuny et al.
2011/0007933 A1 1/2011 Lempitsky

OTHER PUBLICATIONS

U.S. Appl. No. 29/466,674, filed Sep. 10, 2013.
U.S. Appl. No. 29/466,681, filed Sep. 10, 2013.
U.S. Appl. No. 29/466,685, filed Sep. 10, 2013.
U.S. Appl. No. 29/466,683, filed Sep. 10, 2013.
U.S. Appl. No. 29/466,688, filed Sep. 10, 2013.
U.S. Appl. No. 29/466,689, filed Sep. 10, 2013.

* cited by examiner

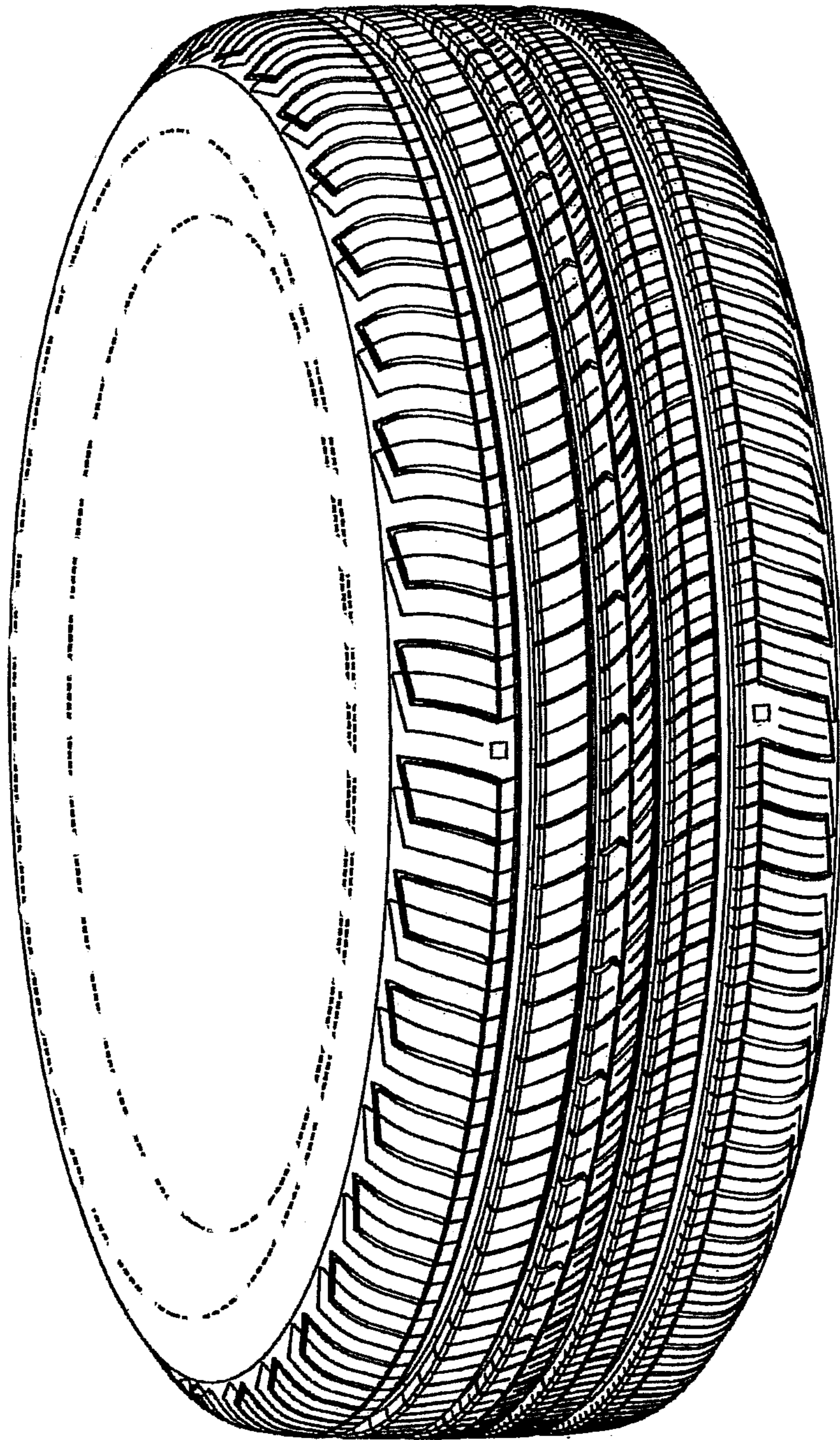


FIG. 1

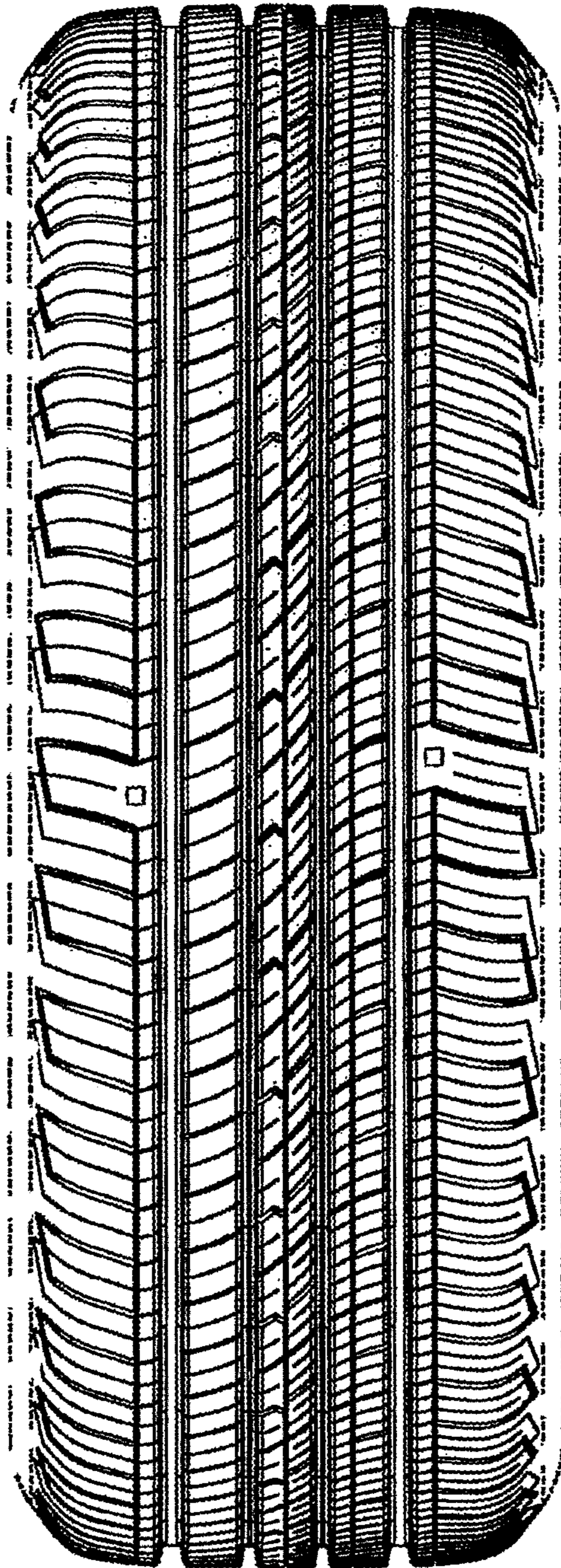


FIG. 2

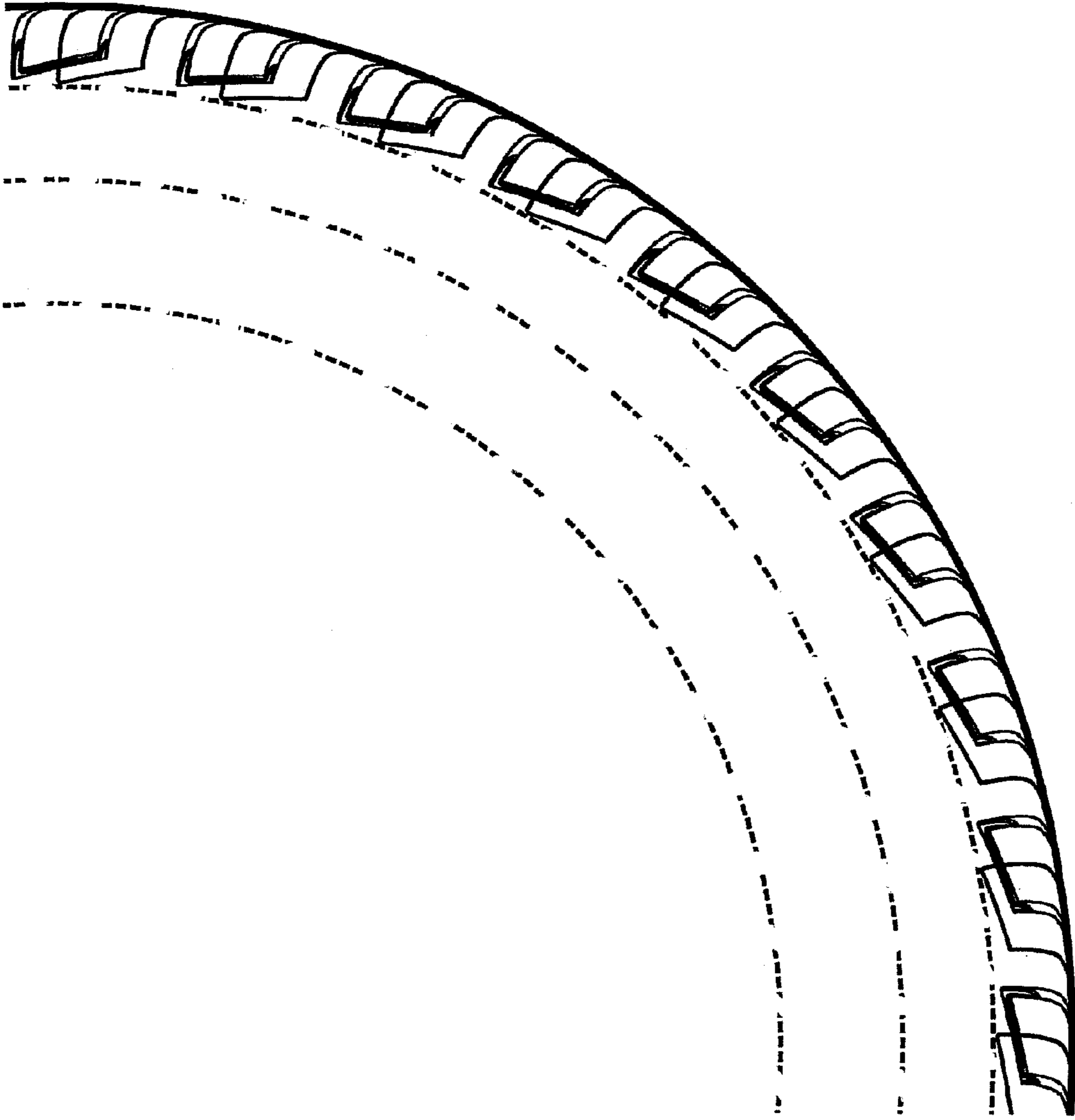


FIG. 3

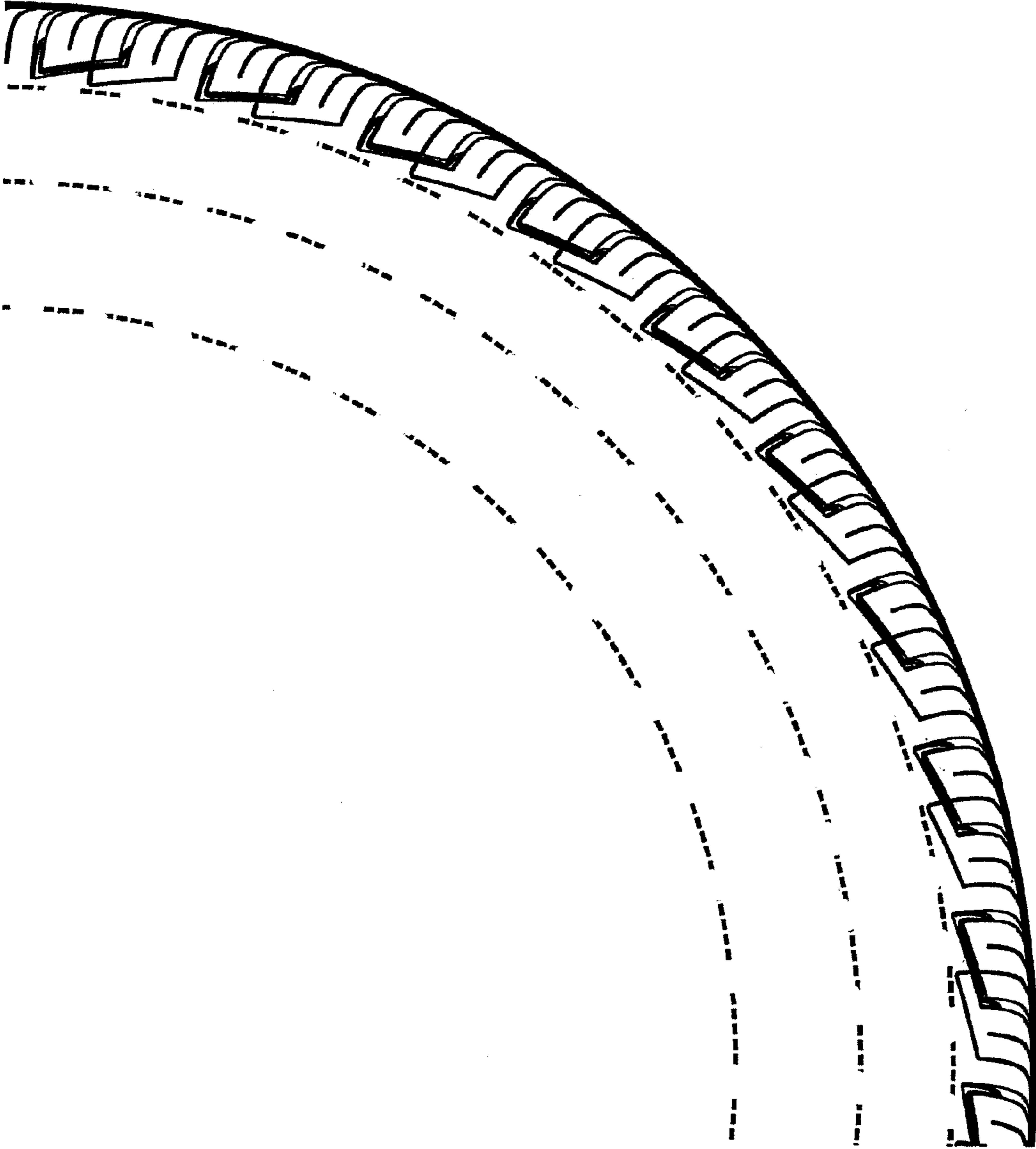


FIG. 4

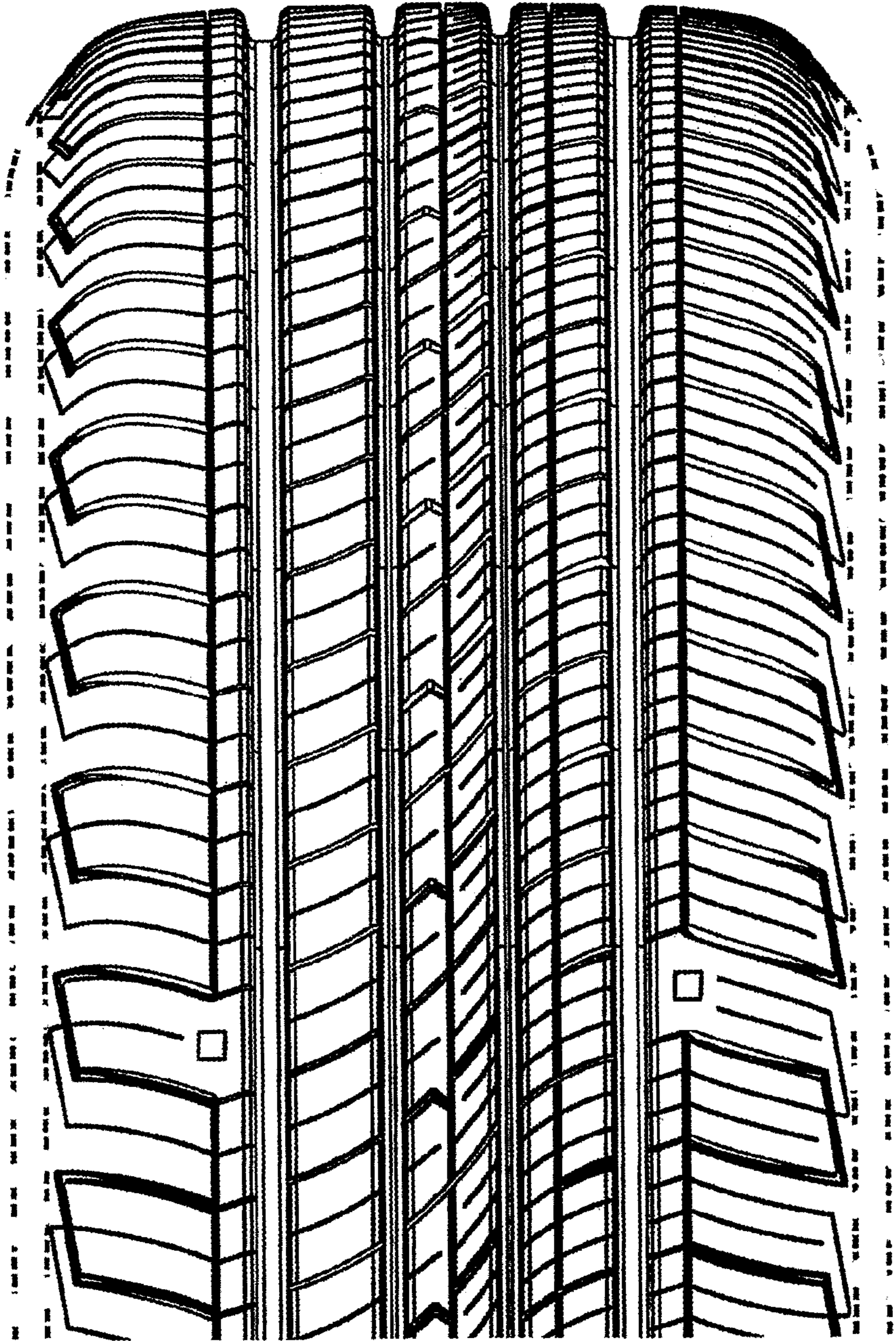


FIG. 5