



US00D772144S

(12) **United States Design Patent** (10) **Patent No.:** **US D772,144 S**
Lamb (45) **Date of Patent:** **** Nov. 22, 2016**

(54) **TIRE TREAD FOR A VEHICLE TIRE**

(56) **References Cited**

(71) Applicant: **CONTINENTAL REIFEN DEUTSCHLAND GMBH**, Hannover (DE)

U.S. PATENT DOCUMENTS

D647,456 S *	10/2011	Behr	D12/519
D656,083 S *	3/2012	Mukai	D12/519
D666,964 S *	9/2012	Ishida	D12/519
D731,955 S *	6/2015	Zhao	D12/519
D732,462 S *	6/2015	Bindner	D12/523
D755,112 S *	5/2016	Jingjing	D12/523

(72) Inventor: **Matthew Lamb**, Waxhaw, NC (US)

* cited by examiner

(73) Assignee: **Continental Reifen Deutschland GmbH**, Hannover (DE)

Primary Examiner — Stacia Cadmus

(**) Term: **15 Years**

(74) *Attorney, Agent, or Firm* — Laurence A. Greenberg; Werner H. Stemer; Ralph E. Locher

(21) Appl. No.: **29/536,916**

(57) **CLAIM**

(22) Filed: **Aug. 20, 2015**

The ornamental design for a tire tread for a vehicle tire, as shown and described.

(51) **LOC (10) Cl.** **12-15**

DESCRIPTION

(52) **U.S. Cl.**

USPC **D12/519**

FIG. 1 is a front elevation view of the tire tread for a vehicle tire showing my new invention; FIG. 2 is a partial front view thereof; FIG. 3 is a perspective view thereof; FIG. 4 is a left side elevation view thereof; and, FIG. 5 is a right side elevation view thereof.

(58) **Field of Classification Search**

USPC D12/500–532, 900–901

CPC B60C 11/0304; B60C 11/0302; B60C



11/0306; B60C 11/0309; B60C 11/0318;

B60C 11/0311; B60C 11/042; B60C 11/13;

B60C 11/00; B60C 11/11; B60C 11/12

See application file for complete search history.

1 Claim, 5 Drawing Sheets






FIG. 1




FIG. 2



FIG. 3




FIG. 4




FIG. 5