



US00D772135S

(12) **United States Design Patent**  
**Strangfeld**

(10) **Patent No.:** **US D772,135 S**

(45) **Date of Patent:** **\*\* Nov. 22, 2016**

(54) **PADDLE BLADE**

(71) Applicant: **Ugly Duck Gear, LLC**, Eau Claire, WI (US)

(72) Inventor: **Bruce Strangfeld**, Eau Claire, WI (US)

(73) Assignee: **Ugly Duck Gear, LLC**, Eau Claire, WI (US)

(\*\*) Term: **14 Years**

(21) Appl. No.: **29/518,216**

(22) Filed: **Feb. 20, 2015**

(51) **LOC (10) Cl.** ..... **12-06**

(52) **U.S. Cl.**  
USPC ..... **D12/215**

(58) **Field of Classification Search**  
USPC ..... D12/215, 300, 302, 317  
CPC ..... B63H 16/04; B63H 16/046  
See application file for complete search history.

(56) **References Cited**

U.S. PATENT DOCUMENTS

1,789,749	A *	1/1931	Herring	.....	B63H 16/04 416/142
4,264,994	A *	5/1981	Carbone	.....	A63B 31/04 441/56
4,842,482	A *	6/1989	Beckerer, Jr.	.....	B63H 16/04 416/70 R
D335,274	S *	5/1993	Beckerer, Jr.	.....	D12/215
D460,399	S *	7/2002	Peng	.....	D12/215
7,309,364	B1 *	12/2007	Wagenknecht	.....	B63H 16/04 440/101
D578,054	S *	10/2008	Peng	.....	D12/215
D578,055	S *	10/2008	Halm	.....	D12/215

D598,358	S *	8/2009	Bradley	.....	D12/215
D656,880	S *	4/2012	Strangfeld	.....	D12/215
8,371,886	B1 *	2/2013	Strangfeld	.....	B63H 16/04 440/101
2005/0101200	A1 *	5/2005	Townsend	.....	B63H 16/04 440/101
2010/0279560	A1 *	11/2010	Hevesi	.....	B63H 16/04 440/101
2013/0230398	A1 *	9/2013	Hall	.....	B63H 16/04 416/1

\* cited by examiner

*Primary Examiner* — George D Kirschbaum

*Assistant Examiner* — Clese Moore, Jr.

(74) *Attorney, Agent, or Firm* — Schwegman Lundberg & Woessner, P.A.

(57) **CLAIM**

I claim the ornamental design for a paddle blade, as shown and described.

**DESCRIPTION**

FIG. 1 is a front elevational view of a paddle blade according to my new design, with the opposite side a mirror image thereof;

FIG. 2 is a side elevational view, with the opposite side a mirror image thereof;

FIG. 3 is a top plan view thereof;

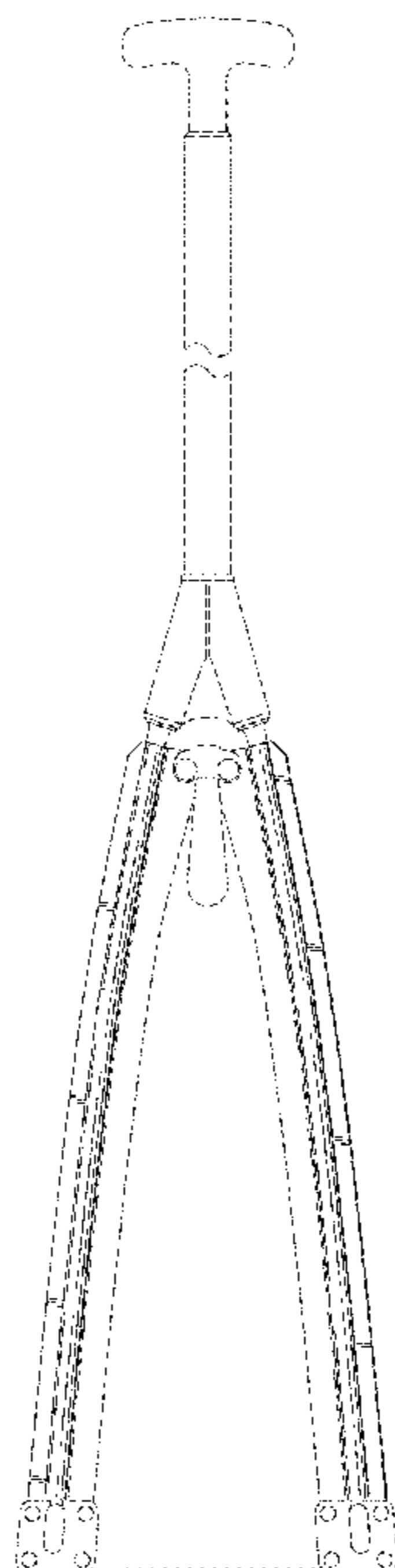
FIG. 4 is a bottom plan view thereof; and,

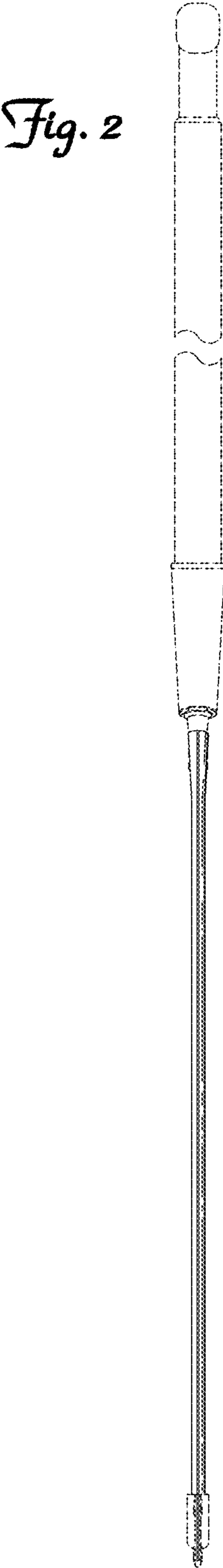
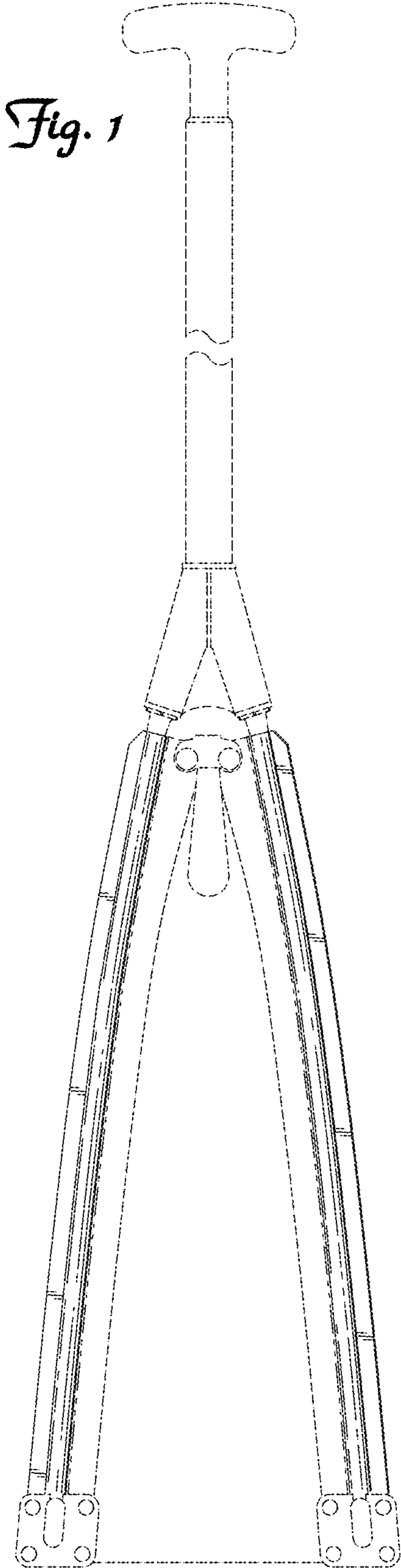
FIG. 5 is a perspective view, with the opposite side a mirror image thereof.

The broken lines illustrated show portions of the paddle blade that form no part of the claimed design.


The broken lines illustrated within the interior portions of FIGS. 1 and 5, adjacent to solid line edges, define the bounds of the claimed design and form no part thereof.

**1 Claim, 3 Drawing Sheets**



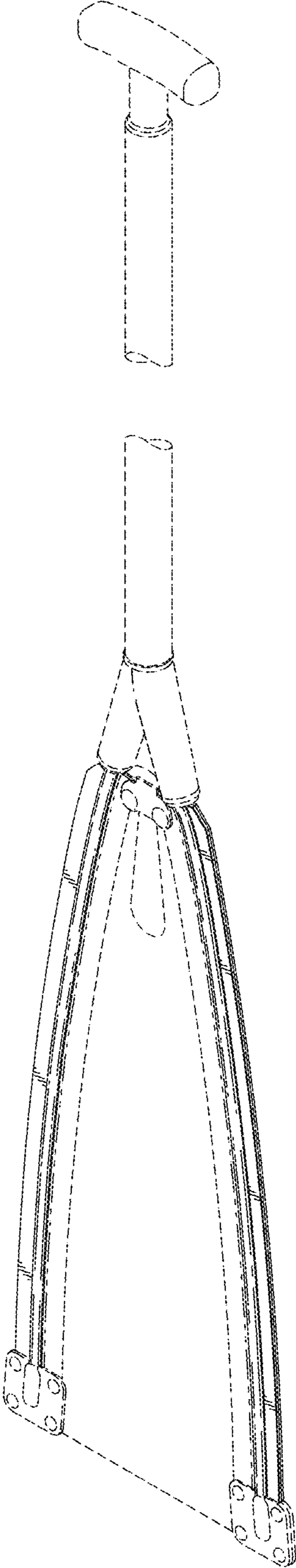


*Fig. 3*



*Fig. 4*





*Fig. 5*