



US00D772130S

(12) **United States Design Patent**
Buck

(10) **Patent No.:** **US D772,130 S**

(45) **Date of Patent:** **** Nov. 22, 2016**

(54) **WHEEL FACE OF A VEHICLE WHEEL**

(71) Applicant: **Jaguar Land Rover Limited**, Coventry (GB)

(72) Inventor: **Joe Buck**, Warwickshire (GB)

(73) Assignee: **Jaguar Land Rover Limited** (GB)

(**) Term: **14 Years**

(21) Appl. No.: **29/465,946**

(22) Filed: **Sep. 3, 2013**

(30) **Foreign Application Priority Data**

Mar. 4, 2013 (EM) 002195610

(51) **LOC (10) Cl.** **12-16**

(52) **U.S. Cl.**
USPC **D12/209**

(58) **Field of Classification Search**

USPC D12/204–213

CPC B60B 7/00; B60B 7/02; B60B 7/04;
B60B 7/01; B60B 7/06; B60B 3/02; B60B
3/04; B60B 3/06; B60B 3/10; B60B 1/00;
B60B 1/08; B60B 1/10; B60B 1/12

See application file for complete search history.

(56) **References Cited**

U.S. PATENT DOCUMENTS

D408,774 S * 4/1999 Nishida D12/209
D423,441 S * 4/2000 Bildhaeuser D12/209
D428,845 S * 8/2000 Yoshida et al. D12/211
D431,807 S * 10/2000 Fitzgerald D12/211

D432,970 S * 10/2000 Pfeiffer et al. D12/209
D458,574 S * 6/2002 Kaucher D12/211
D465,758 S * 11/2002 Plessing D12/211
D480,672 S * 10/2003 Pfeiffer D12/209
D499,681 S * 12/2004 Boyer D12/209
D513,219 S * 12/2005 Sinkwitz D12/209
D550,597 S * 9/2007 Musser D12/209
D576,533 S * 9/2008 Gallert D12/209
D636,715 S * 4/2011 De Bono D12/209
D658,561 S * 5/2012 Foose D12/209
D671,878 S * 12/2012 Telaak D12/209
D712,329 S * 9/2014 Borkert D12/209
D720,270 S * 12/2014 Mays et al. D12/209

* cited by examiner

Primary Examiner — Stacia Cadmus

(74) *Attorney, Agent, or Firm* — Fishman Stewart PLLC

(57) **CLAIM**

The ornamental design for a wheel face of a vehicle wheel, as shown and described.

DESCRIPTION

FIG. 1 is a front perspective view of a wheel face of a vehicle wheel;

FIG. 2 is a rear perspective view of a wheel face of a vehicle wheel;

FIG. 3 is an additional front perspective view of a wheel face of a vehicle wheel;

FIG. 4 is an additional front perspective view of a wheel face of a vehicle wheel; and,

FIG. 5 is an additional rear perspective view of a wheel face of a vehicle wheel.

Portions of the figures shown in dashed lines are for illustrative purposes only and form no part of the claimed design.

1 Claim, 5 Drawing Sheets







FIG. 1




FIG. 2




FIG. 3




FIG. 4




FIG. 5