



US00D772103S

(12) **United States Design Patent**
Buckley

(10) **Patent No.:** **US D772,103 S**

(45) **Date of Patent:** **** Nov. 22, 2016**

(54) **PLANTER**

(71) Applicant: **Martha Buckley**, Gainesville, GA (US)

(72) Inventor: **Martha Buckley**, Gainesville, GA (US)

(**) Term: **15 Years**

(21) Appl. No.: **29/537,478**

(22) Filed: **Aug. 26, 2015**

(51) **LOC (10) Cl.** **11-02**

(52) **U.S. Cl.**
USPC **D11/156**

(58) **Field of Classification Search**
USPC D6/403-405, 556-558; D11/143-156,
D11/164; D7/509, 523, 532
CPC A01G 9/02; A01G 9/021; A01G 9/023;
A01G 9/024; A01G 9/04
See application file for complete search history.

D316,836 S * 5/1991 Kistner D11/156
D366,226 S * 1/1996 Foutes D11/144
D395,616 S * 6/1998 Egloff D11/156
5,996,280 A * 12/1999 Michailiuk A01G 9/026
47/62 C
6,219,966 B1 * 4/2001 Lapointe A01G 31/02
47/62 C
6,986,222 B1 * 1/2006 Cochran A01G 9/027
119/58
8,122,643 B2 * 2/2012 Harder A01G 9/02
47/44
8,826,591 B2 * 9/2014 Shepps A01G 9/02
47/86
D731,915 S * 6/2015 Simmonds D11/143

* cited by examiner

Primary Examiner — Elizabeth Albert

(74) *Attorney, Agent, or Firm* — Junea & Mitchell

(57) **CLAIM**

The ornamental design for a planter, as shown and described.

DESCRIPTION

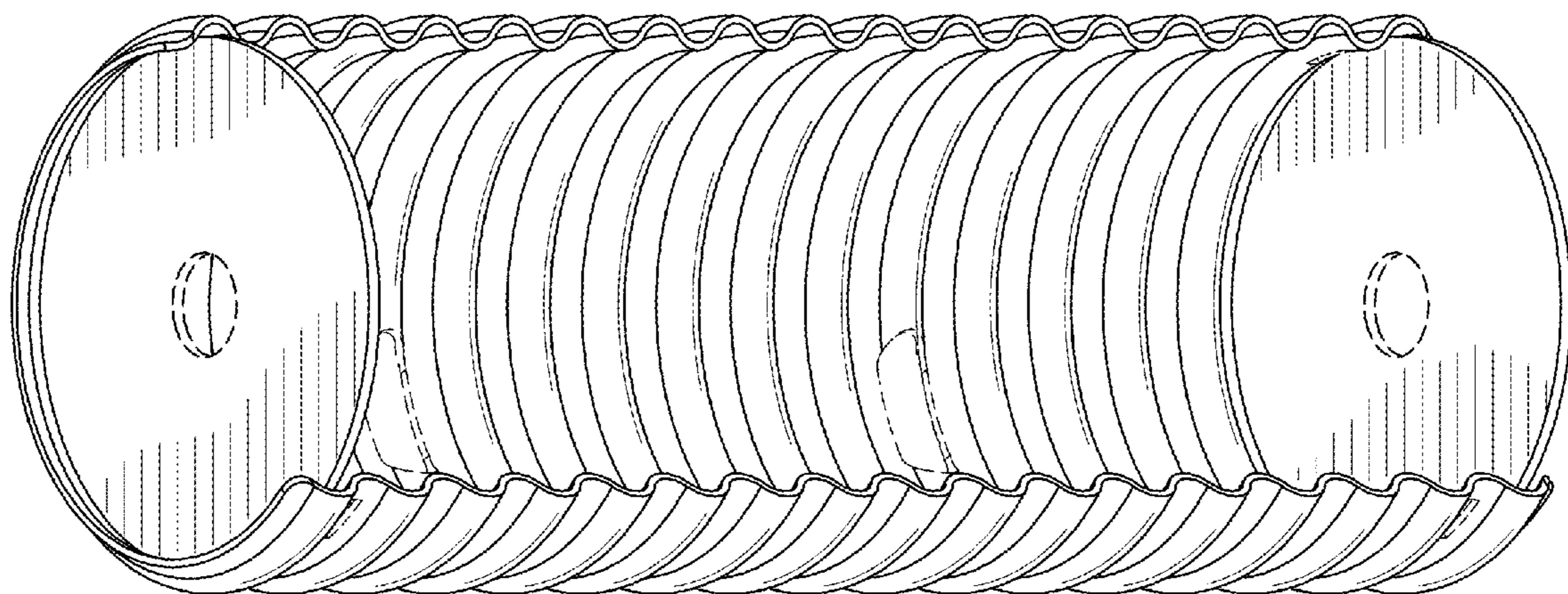
FIG. 1 is top perspective view of a planter showing my new design;
FIG. 2 is a bottom perspective view thereof;
FIG. 3 is a top plan view thereof;
FIG. 4 is a bottom plan view thereof;
FIG. 5 is a side view thereof; and,
FIG. 6 is an end view thereof.
The broken lines in the drawings are included for the purpose of showing portions of the planter that form no part of the claimed design.

1 Claim, 6 Drawing Sheets

(56) **References Cited**

U.S. PATENT DOCUMENTS

1,405,568 A * 2/1922 Conklin A47H 27/00
220/4.12
3,370,379 A * 2/1968 Gleason A47G 7/047
119/431
3,519,726 A * 7/1970 Ewing H01F 27/06
138/159
3,724,127 A * 4/1973 Rosenwach A01G 9/02
217/95
D247,357 S * 2/1978 Gray 47/59 R
D265,387 S * 7/1982 Natrass D11/156
D296,089 S * 6/1988 Pouliot D11/143
4,825,588 A * 5/1989 Norman A01G 9/02
119/61.1



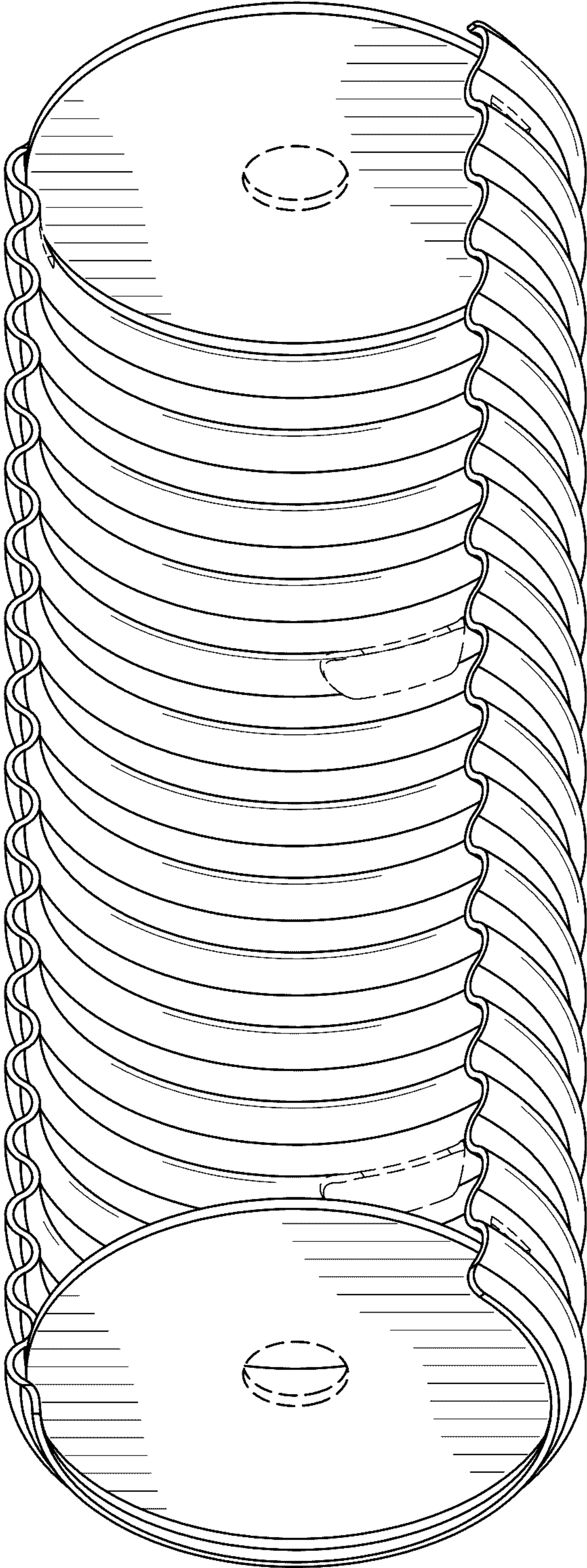


FIG. 1




FIG. 2




FIG. 3




FIG. 4

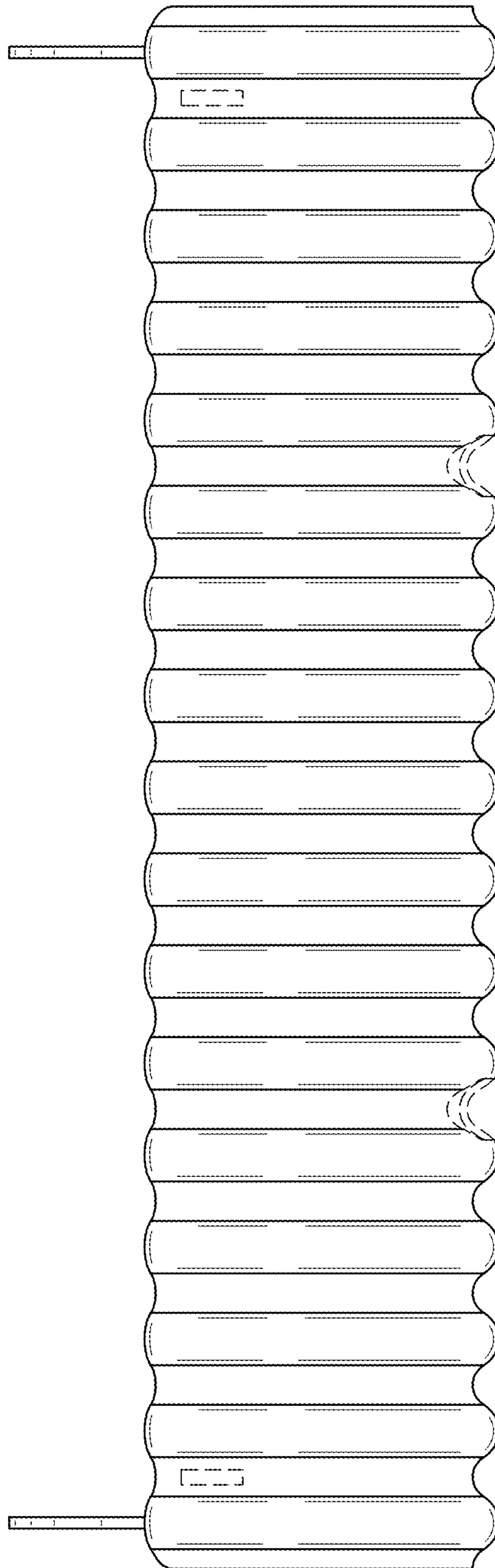


FIG. 5

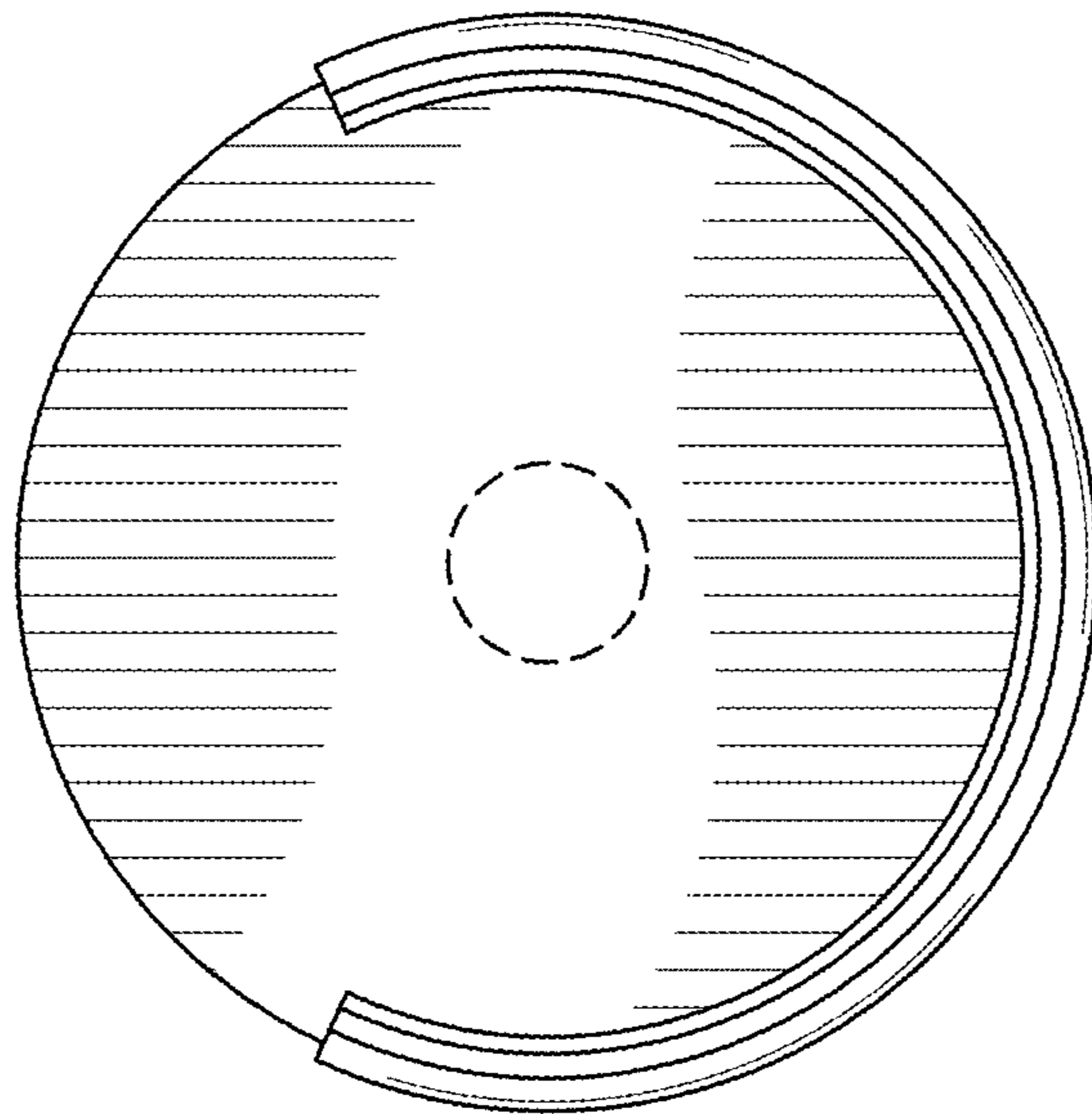


FIG. 6