



US00D772102S

(12) **United States Design Patent** (10) **Patent No.:** **US D772,102 S**  
**Park** (45) **Date of Patent:** **\*\* Nov. 22, 2016**

(54) **VASE**

(71) Applicant: **Se Yoon Park**, Brooklyn, NY (US)  
(72) Inventor: **Se Yoon Park**, Brooklyn, NY (US)  
(\*\*) Term: **15 Years**  
(21) Appl. No.: **29/545,499**  
(22) Filed: **Nov. 13, 2015**  
(51) **LOC (10) Cl.** ..... **11-02**  
(52) **U.S. Cl.**  
USPC ..... **D11/146**; D9/661; D11/143; D11/154  
(58) **Field of Classification Search**  
USPC ..... D11/146, 143; D25/128; D9/432  
CPC .... B65D 1/02; B65D 21/023; B65D 85/505;  
A01G 5/04; A01K 1/00; A42B 1/02  
See application file for complete search history.

**OTHER PUBLICATIONS**

Vase | Sia Tall Single Stem Chrome Vase | posted at DuckBarnInteriors.com, posting date not given, © 2016 DuckBarnInteriors.com, [online], [site visited Aug. 30, 2016]. Available from Internet, <URL: <http://www.duckbarn.co.uk/siatallsinglestemchrome vase3369p.asp>>.\*

\* cited by examiner

*Primary Examiner* — Caron D Veynar  
*Assistant Examiner* — Laura Yu  
(74) *Attorney, Agent, or Firm* — Goldstein Law Offices, P.C.

(56) **References Cited**

**U.S. PATENT DOCUMENTS**

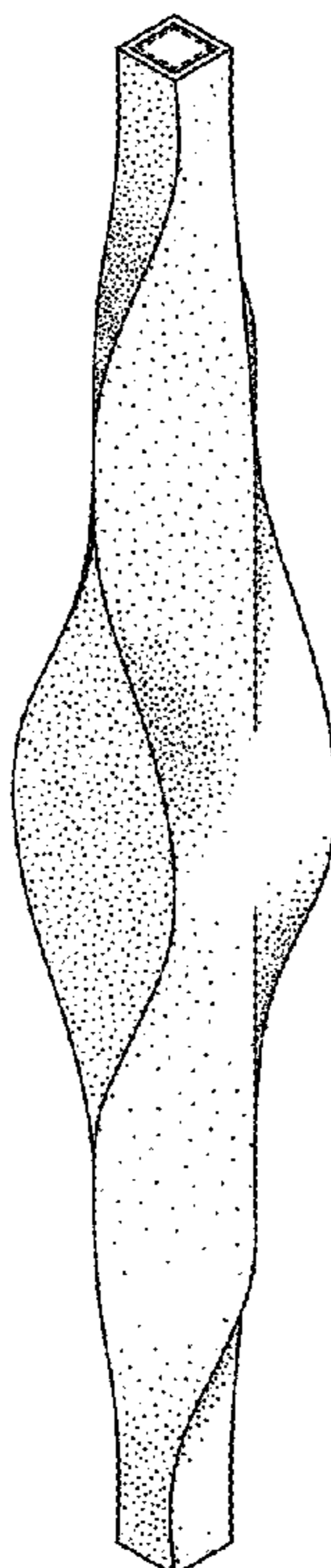
192,761 A	7/1877	Heckert	
D44,365 S *	7/1913	Dralle	..... D11/146
D74,882 S	4/1928	Haley	
D405,359 S *	2/1999	Thierry	..... D9/661
D426,154 S *	6/2000	de Baschmakoff	..... D9/432
6,119,409 A	9/2000	Makar et al.	
D633,412 S	3/2011	Garcia et al.	
D633,820 S	3/2011	Correia	
D638,328 S	5/2011	Harshman	
D746,144 S *	12/2015	Vieira Santos	..... D9/537
2015/0251793 A1	9/2015	Ferrone	

(57) **CLAIM**  
The ornamental design for a vase, as shown and described.

**DESCRIPTION**

FIG. 1 is a perspective view of the vase showing my design. FIG. 2 is a front elevational view of the vase. FIG. 3 is a rear elevational view thereof. FIG. 4 is a top plan view thereof. FIG. 5 is a bottom plan view thereof. FIG. 6 is a right side elevational view thereof; and, FIG. 7 is a left side elevational view thereof. Regions of the item within the broken lines in FIGS. 1 and 4 form no part of the claimed design.

**1 Claim, 4 Drawing Sheets**



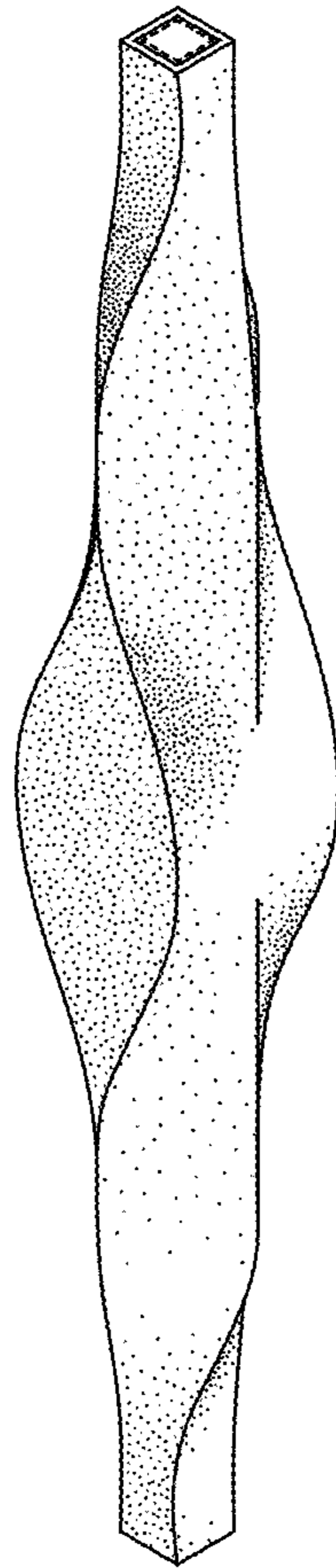


FIG. 1

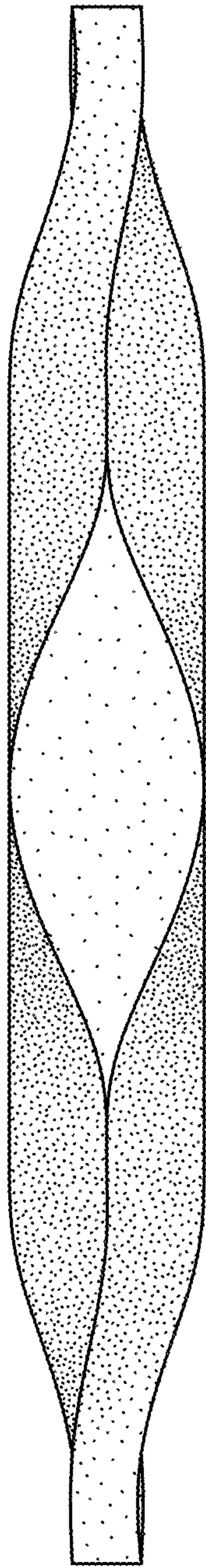


FIG. 2

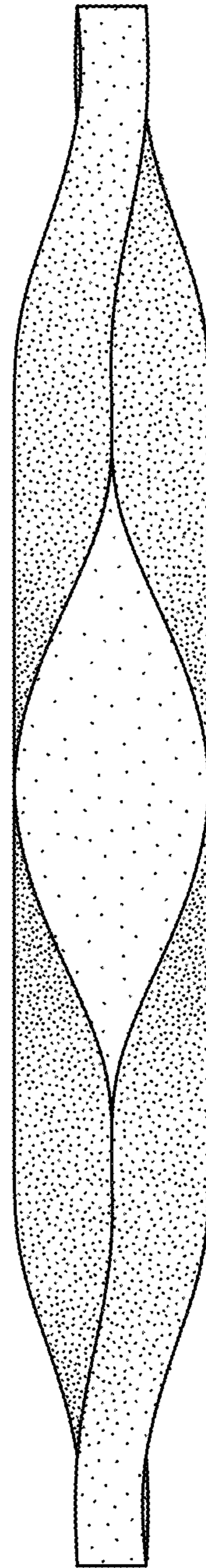


FIG. 3

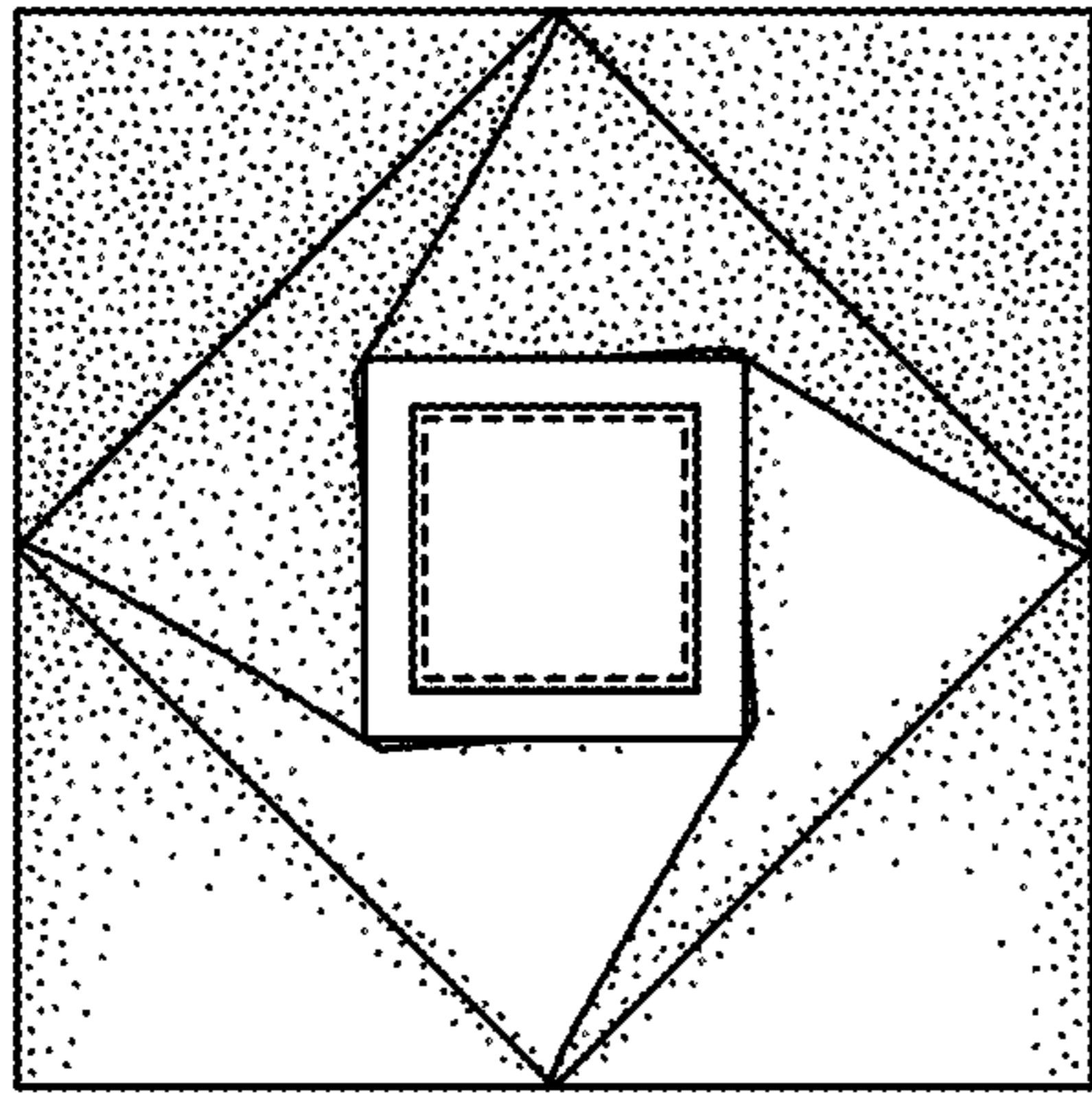


FIG. 4

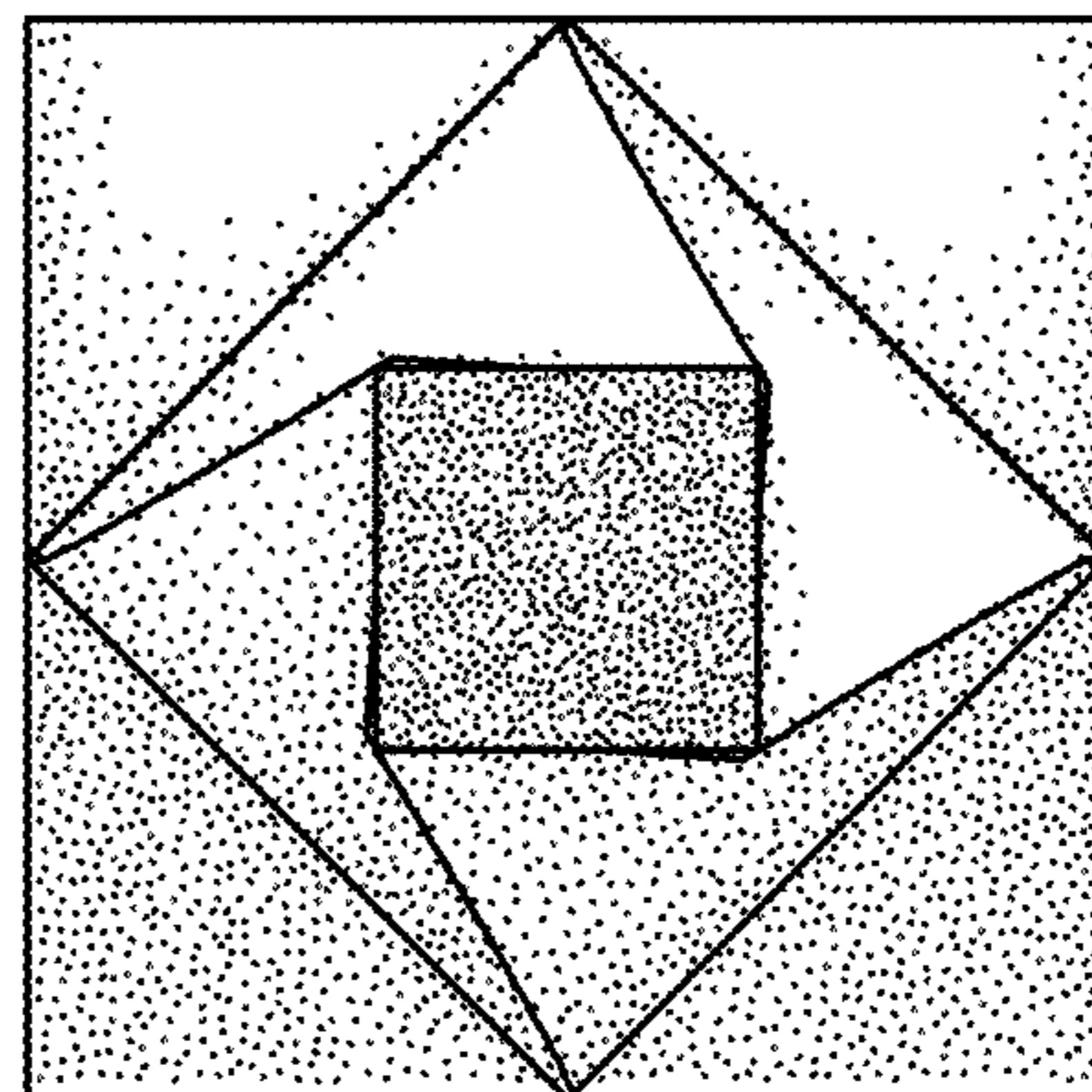


FIG. 5






FIG. 6




FIG. 7