



US00D772073S

(12) **United States Design Patent** (10) **Patent No.:** **US D772,073 S**  
**Kerr et al.** (45) **Date of Patent:** **\*\* Nov. 22, 2016**

(54) **FOAM DISPENSER**  
(71) Applicant: **The Procter & Gamble Company,**  
Cincinnati, OH (US)  
(72) Inventors: **George Scott Kerr,** Mason, OH (US);  
**Lucio Frias,** Maderia, OH (US); **Frank**  
**Ben Decker,** Lakeside Park, KY (US);  
**Jennifer Louise Searles,** Mason, OH  
(US); **Peter Karl Patzak,** Darmstadt  
(DE)

D170,413 S 9/1953 Ishinger  
D194,715 S \* 2/1963 Kenneth ..... D9/450  
3,204,644 A 9/1965 McDougall-Kaley  
D213,542 S 3/1969 Douglas  
D249,099 S 8/1978 Taylor  
D250,546 S 12/1978 Pick  
D277,072 S \* 1/1985 Czech ..... D9/447  
D328,712 S \* 8/1992 Butler ..... D9/526  
D333,092 S 2/1993 Moshe  
D374,514 S 10/1996 Merino  
5,607,003 A 3/1997 Gray  
D381,580 S \* 7/1997 Kokenge ..... D9/447

(Continued)

(73) Assignee: **The Procter & Gamble Company,**  
Cincinnati, OH (US)

(\*\*) Term: **15 Years**

(21) Appl. No.: **29/548,045**

(22) Filed: **Dec. 10, 2015**

**Related U.S. Application Data**

(62) Division of application No. 29/486,416, filed on Mar.  
28, 2014, now Pat. No. Des. 747,973.

(51) **LOC (10) Cl.** ..... **09-01**

(52) **U.S. Cl.**

USPC ..... **D9/686; D9/682; D9/526; D9/723**

(58) **Field of Classification Search**

USPC ..... D9/434-436, 443, 444, 447-449, 455,  
D9/516, 517, 526, 527, 540-543, 604,  
D9/682-694, 715, 718, 719, 723; D7/589,  
D7/590, 665; D8/2; D6/542; D4/114  
CPC ..... B65D 47/06; B65D 83/28; B65D 83/68;  
B65D 11/04; B65D 11/10; B65D 25/42;  
B65D 2501/0081

See application file for complete search history.

(56) **References Cited**

**U.S. PATENT DOCUMENTS**

D170,411 S 9/1953 Ishinger  
D170,412 S 9/1953 Ishinger

**FOREIGN PATENT DOCUMENTS**

WO WO2012059405 A1 5/2012

*Primary Examiner* — Ian Simmons

*Assistant Examiner* — Keith Frank

(74) *Attorney, Agent, or Firm* — James T. Fondriest

(57) **CLAIM**

The ornamental design for a foam dispenser, as shown and  
described.

**DESCRIPTION**

FIG. 1 is a front perspective view of a foam dispenser  
showing our new design;

FIG. 2 is a rear elevational view thereof;

FIG. 3 is a front elevational view thereof;

FIG. 4 is a bottom plan view thereof;

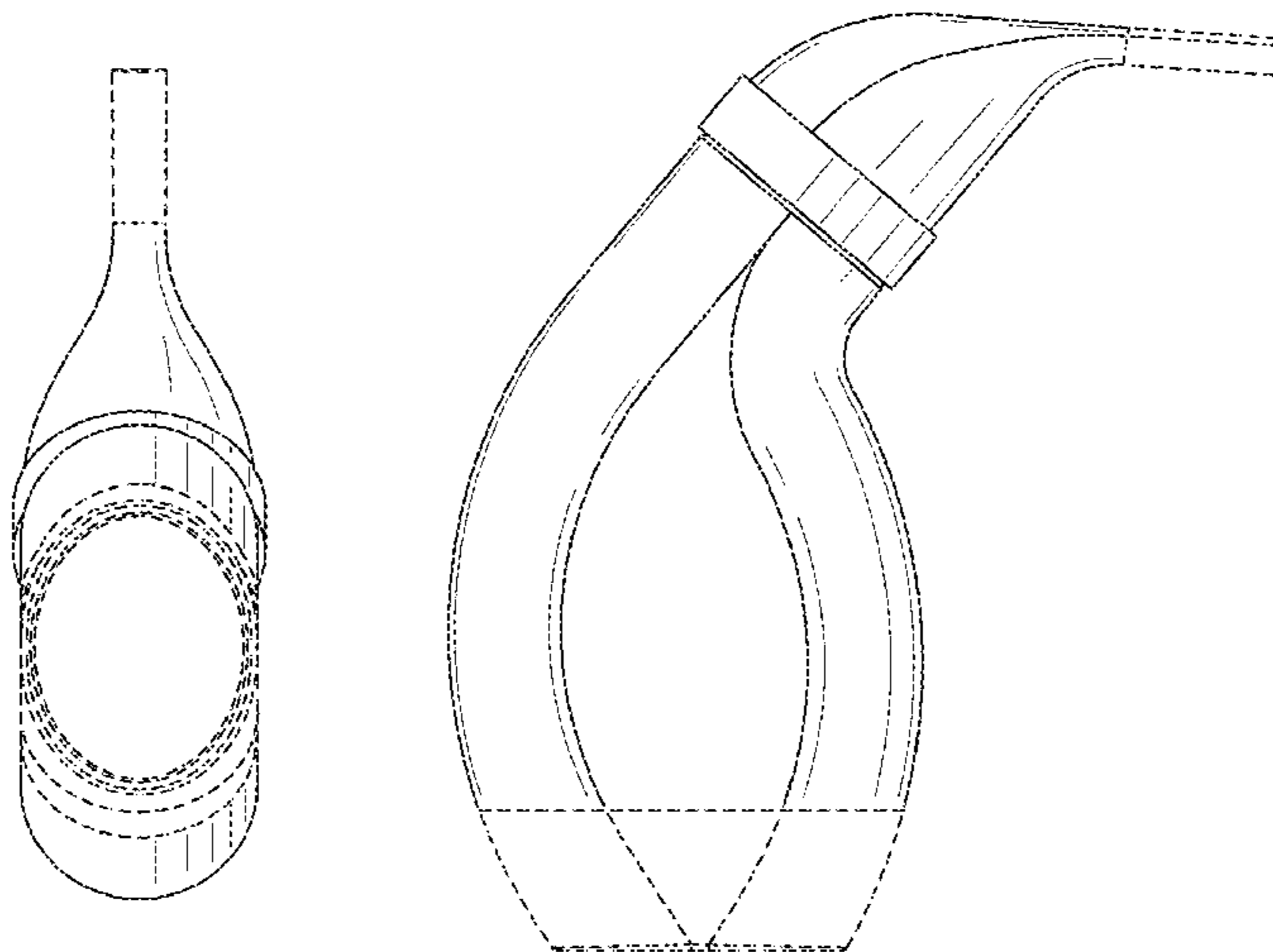
FIG. 5 is a top plan view thereof;

FIG. 6 is a left side elevational view thereof; and,

FIG. 7 is a right side elevational view thereof.

In the drawings, the broken lines depict unclaimed portions  
of the foam dispenser and form no part of the claimed  
design. The broken lines directly adjacent to the shaded  
surfaces represents the boundaries of the claimed design.

**1 Claim, 3 Drawing Sheets**



(56)

References Cited

U.S. PATENT DOCUMENTS

D399,601 S *	10/1998	Desnos	.....	D28/7	8,991,660 B2 *	3/2015	Hair	.....	B65D 1/32 222/211
6,688,500 B1	2/2004	Cheng			D736,069 S *	8/2015	Gilbert	.....	D8/363
7,191,920 B2 *	3/2007	Boll	.....	B05B 11/3057 222/285	D755,059 S *	5/2016	Prada	.....	D9/685
D597,417 S	8/2009	Whittaker			D755,361 S *	5/2016	Osborn	.....	D23/366
D612,736 S	3/2010	Pecora			2004/0026535 A1	2/2004	Conway		
D659,452 S *	5/2012	Yang	.....	D6/542	2004/0161447 A1	8/2004	Paul		
D662,832 S	7/2012	Dombrowski			2004/0213752 A1	10/2004	Fujinuma		
D671,412 S *	11/2012	Thurin	.....	D9/526	2007/0029344 A1	2/2007	Schymitzek		
D675,939 S	2/2013	Van Gogh			2007/0137669 A1	6/2007	Hamilton		
D678,071 S *	3/2013	Handy	.....	D9/435	2009/0314807 A1	12/2009	Stoloski		
8,388,696 B2	3/2013	Fujinuma			2010/0251488 A1 *	10/2010	Fujinuma	.....	A61K 8/046 8/405
D681,876 S *	5/2013	Murdock	.....	D28/7	2010/0313905 A1 *	12/2010	Fujinuma	.....	A61K 8/046 132/208
8,622,252 B2	1/2014	Kerr			2011/0284587 A1 *	11/2011	Galazka	.....	B05B 7/0037 424/70.1
8,632,611 B2	1/2014	Agostino			2013/0277397 A1 *	10/2013	Erickson	.....	B65D 83/22 222/153.11
D699,533 S *	2/2014	Best	.....	D8/45	2013/0284195 A1	10/2013	Murdock		
D704,069 S *	5/2014	Handy	.....	D9/685	2013/0284196 A1 *	10/2013	Murdock	.....	A45D 19/02 132/200
D717,173 S	11/2014	Wechsler			2014/0110438 A1	4/2014	Madison		
D718,147 S	11/2014	Still			2014/0216495 A1	8/2014	Bureiko		
D718,629 S *	12/2014	Still	.....	D9/500					
D720,236 S	12/2014	Doyle							

\* cited by examiner

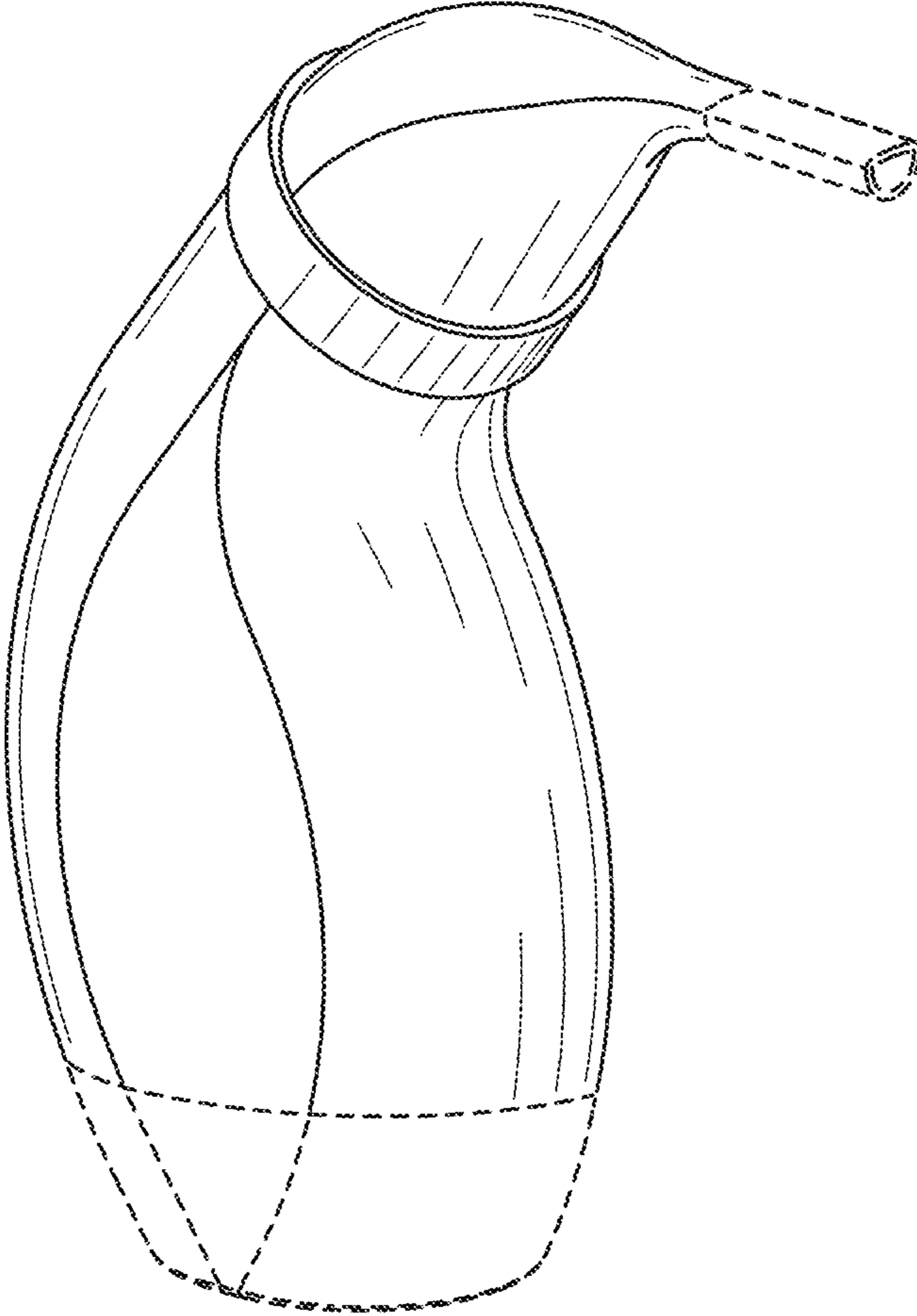


Fig. 1




Fig. 2




Fig. 3

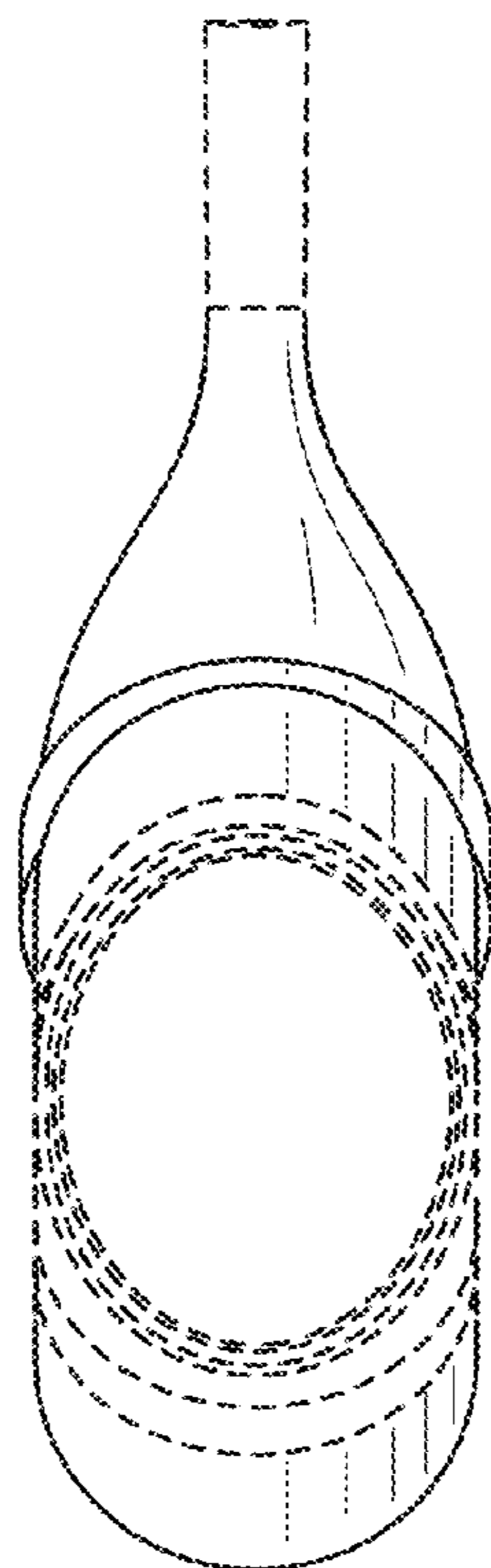


Fig. 4

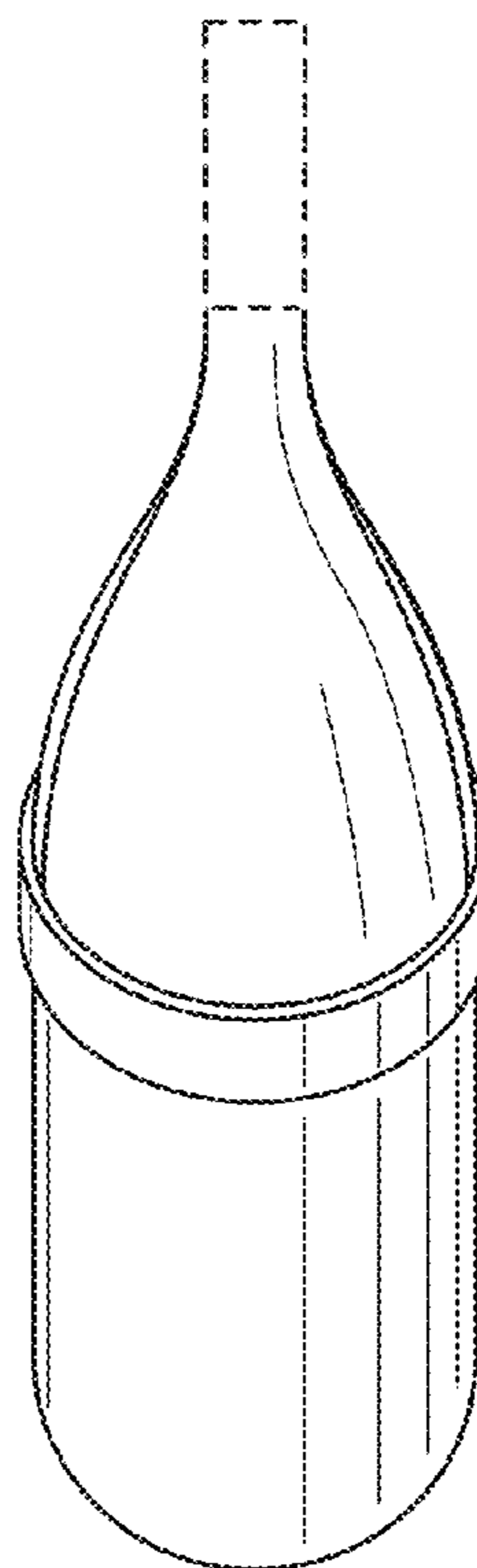


Fig. 5

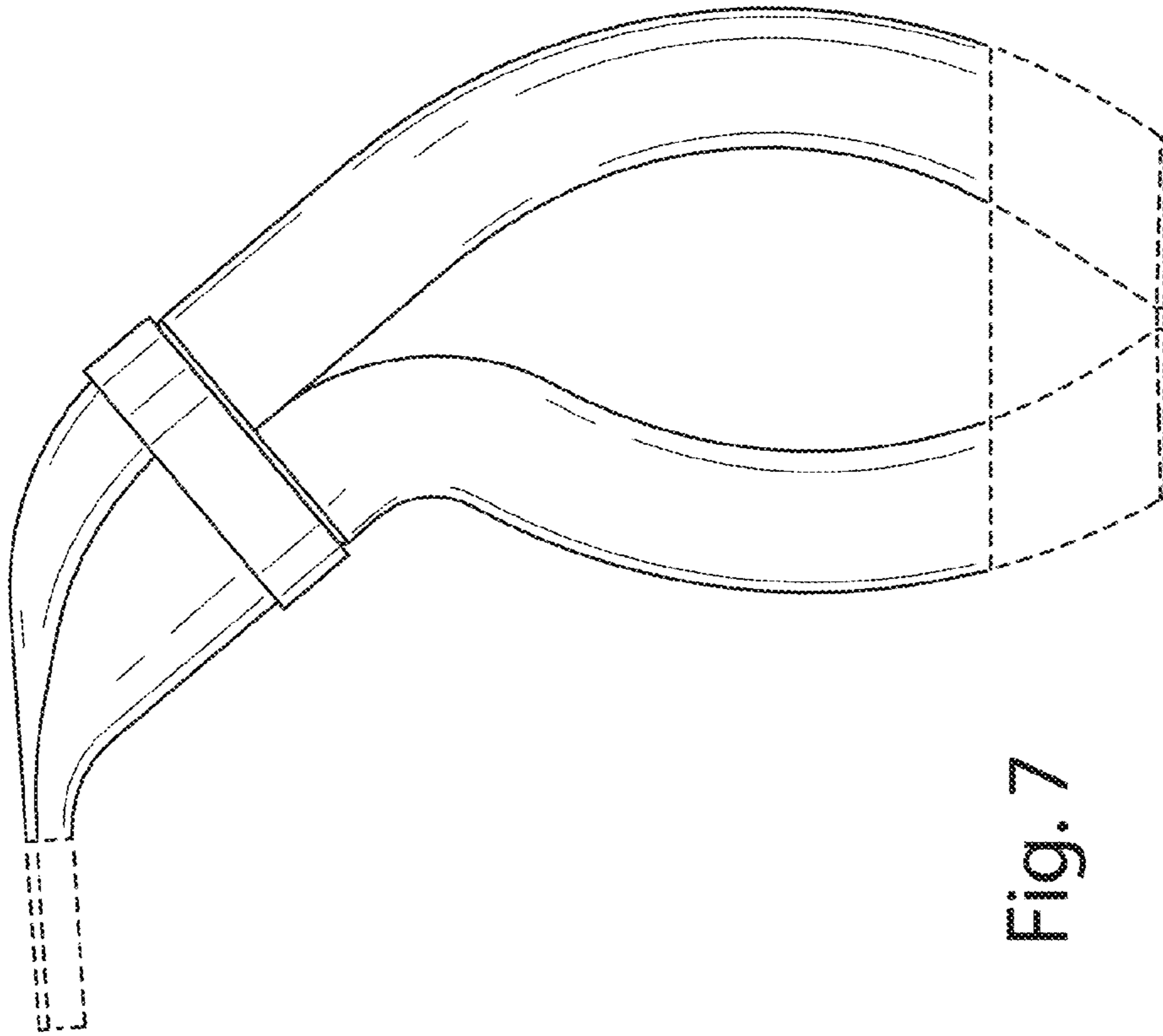


Fig. 6

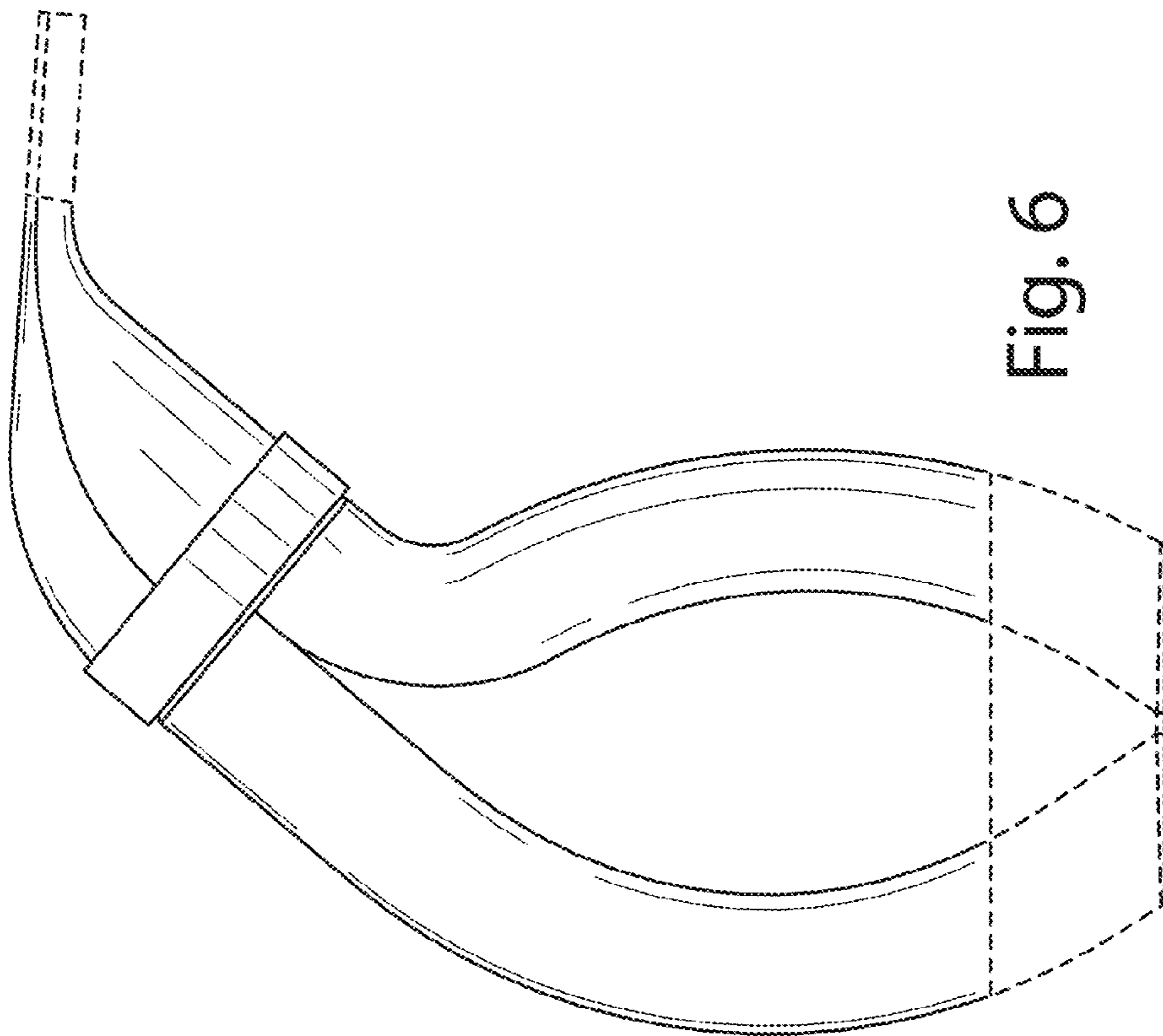


Fig. 7

UNITED STATES PATENT AND TRADEMARK OFFICE  
**CERTIFICATE OF CORRECTION**

PATENT NO. : D772,073 S  
APPLICATION NO. : 29/548045  
DATED : November 22, 2016  
INVENTOR(S) : Kerr et al.

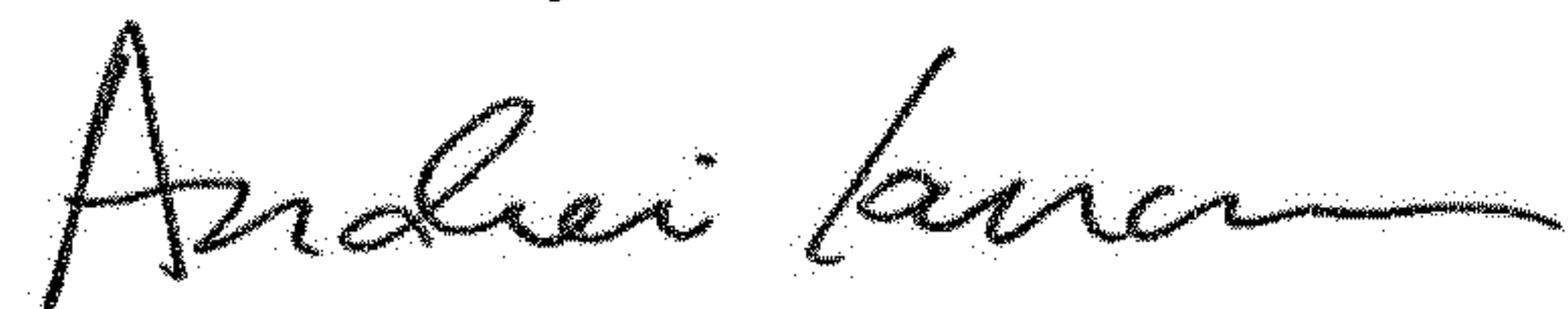
Page 1 of 1

It is certified that error appears in the above-identified patent and that said Letters Patent is hereby corrected as shown below:

On the Title Page

Item (57), under DESCRIPTION, in Column 2, Line 12, delete "deign." and insert --design.-- therefor

Signed and Sealed this  
Fourth Day of December, 2018



Andrei Iancu  
*Director of the United States Patent and Trademark Office*