



US00D772065S

(12) **United States Design Patent**
Mataya

(10) **Patent No.:** **US D772,065 S**

(45) **Date of Patent:** **** Nov. 22, 2016**

(54) **PRESCRIPTION BOTTLE CAP WITH DOSE NOTER**

D690,433 S * 9/2013 Karpiloff D24/224
D692,758 S * 11/2013 Concin D9/454
2005/0150805 A1* 7/2005 Burchell B65D 51/28
206/534

(71) Applicant: **Marc J. Mataya**, Charlotte, NC (US)

* cited by examiner

(72) Inventor: **Marc J. Mataya**, Charlotte, NC (US)

Primary Examiner — Robert M Spear

Assistant Examiner — Darcey E Heflin

(**) Term: **15 Years**

(74) *Attorney, Agent, or Firm* — Ralph H. Dougherty

(21) Appl. No.: **29/531,284**

(57) **CLAIM**

The ornamental design for a prescription bottle cap with dose noter, as shown and described.

(22) Filed: **Jun. 24, 2015**

DESCRIPTION

(51) **LOC (10) Cl.** **09-07**

(52) **U.S. Cl.**
USPC **D9/450**; D9/436

(58) **Field of Classification Search**
USPC D3/203.1, 203.2, 203.4; D7/602, 705;
D9/434–440, 443–445, 447, 449, 450,
D9/452–454, 499, 731; 215/252, 254
CPC B65D 51/28
See application file for complete search history.

FIG. 1 is a perspective view of prescription bottle cap with dose noter showing the new design;
FIG. 2 is a perspective view of the uppermost portion of the prescription bottle cap of FIG. 1, shown separated from the prescription bottle cap for clarity of disclosure;
FIG. 3 is a perspective view of the mid-portion of the prescription bottle cap of FIG. 1 shown separated from the prescription bottle cap for clarity of disclosure;
FIG. 4 is a perspective view of the lowermost portion of the prescription bottle cap of FIG. 1, shown separated from the prescription bottle cap for clarity of disclosure;
FIG. 5 is a perspective view of the outer ring that fits over the lowermost portion of the prescription bottle cap of FIG. 1, shown separated from the prescription bottle cap for clarity of disclosure.

(56) **References Cited**

U.S. PATENT DOCUMENTS

D30,765 S * 5/1899 Lindemeyr D9/453
D30,766 S * 5/1899 Lindemeyr D9/453
2,450,949 A * 10/1948 Gattuccio A61J 7/04
116/308
D214,617 S * 7/1969 O’Leary D9/439
5,277,325 A * 1/1994 Yan B65D 55/145
215/206
D481,946 S * 11/2003 Nicholson D24/224
D490,707 S * 6/2004 Mataya D24/224
D563,783 S * 3/2008 Fily D9/439
7,661,384 B2 * 2/2010 Mataya A61J 1/1412
116/307
D625,911 S * 10/2010 Lee D3/203.2
D634,024 S * 3/2011 Karpiloff D24/224
D651,897 S * 1/2012 Miceli D7/387
D662,216 S * 6/2012 Karpiloff D24/224

FIG. 6 is a top view of the prescription bottle cap of FIG. 1;
FIG. 7 is a bottom view thereof;
FIG. 8 is a front view thereof;
FIG. 9 is a rear view thereof;
FIG. 10 is a right side view thereof; and,
FIG. 11 is a left side view thereof.
In the drawings, unshaded surfaces form no part of the claim.

The broken line showing of portions of the prescription bottle cap depicts environment and forms no part of the claim.

1 Claim, 4 Drawing Sheets

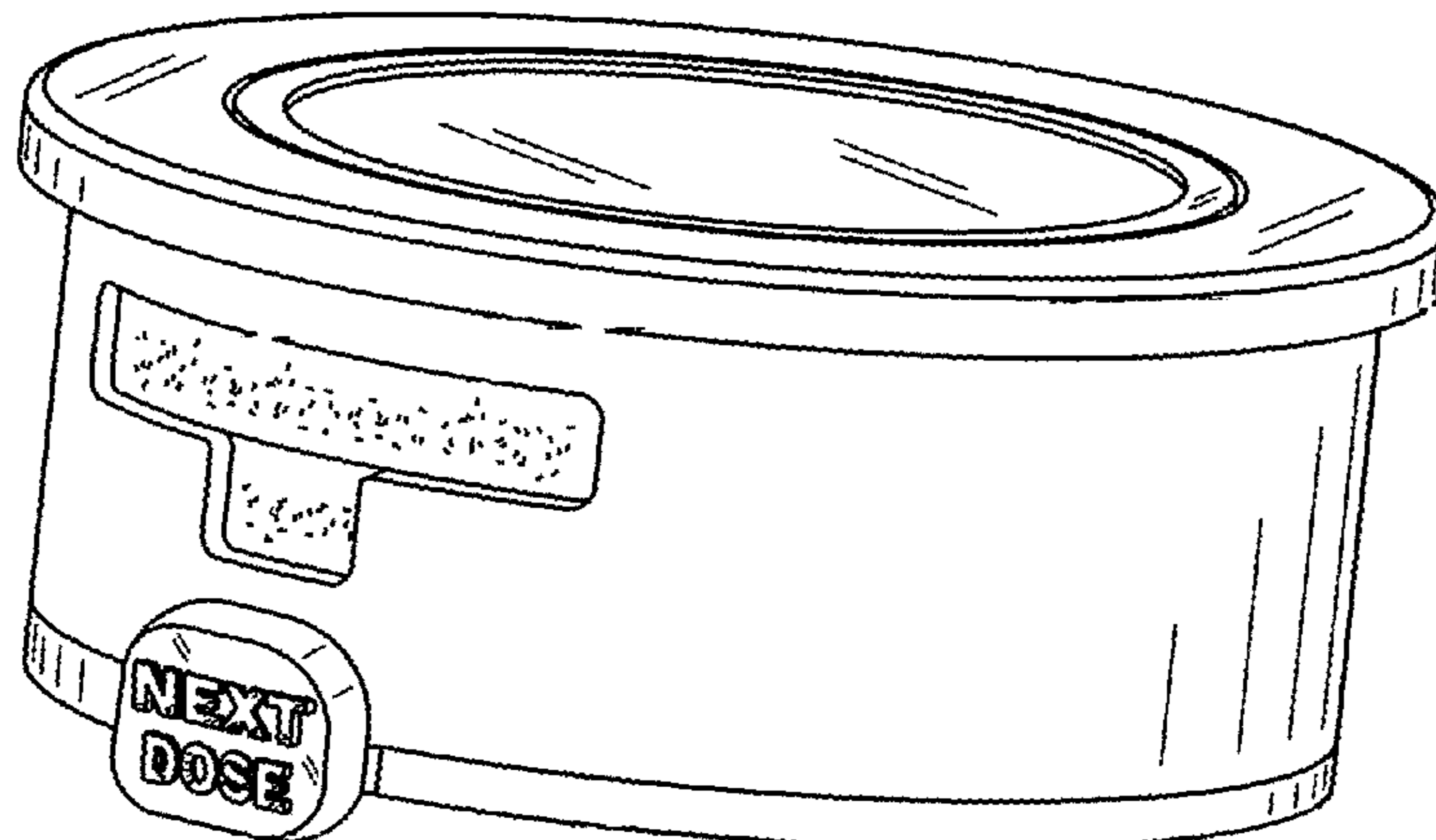


Fig. 1

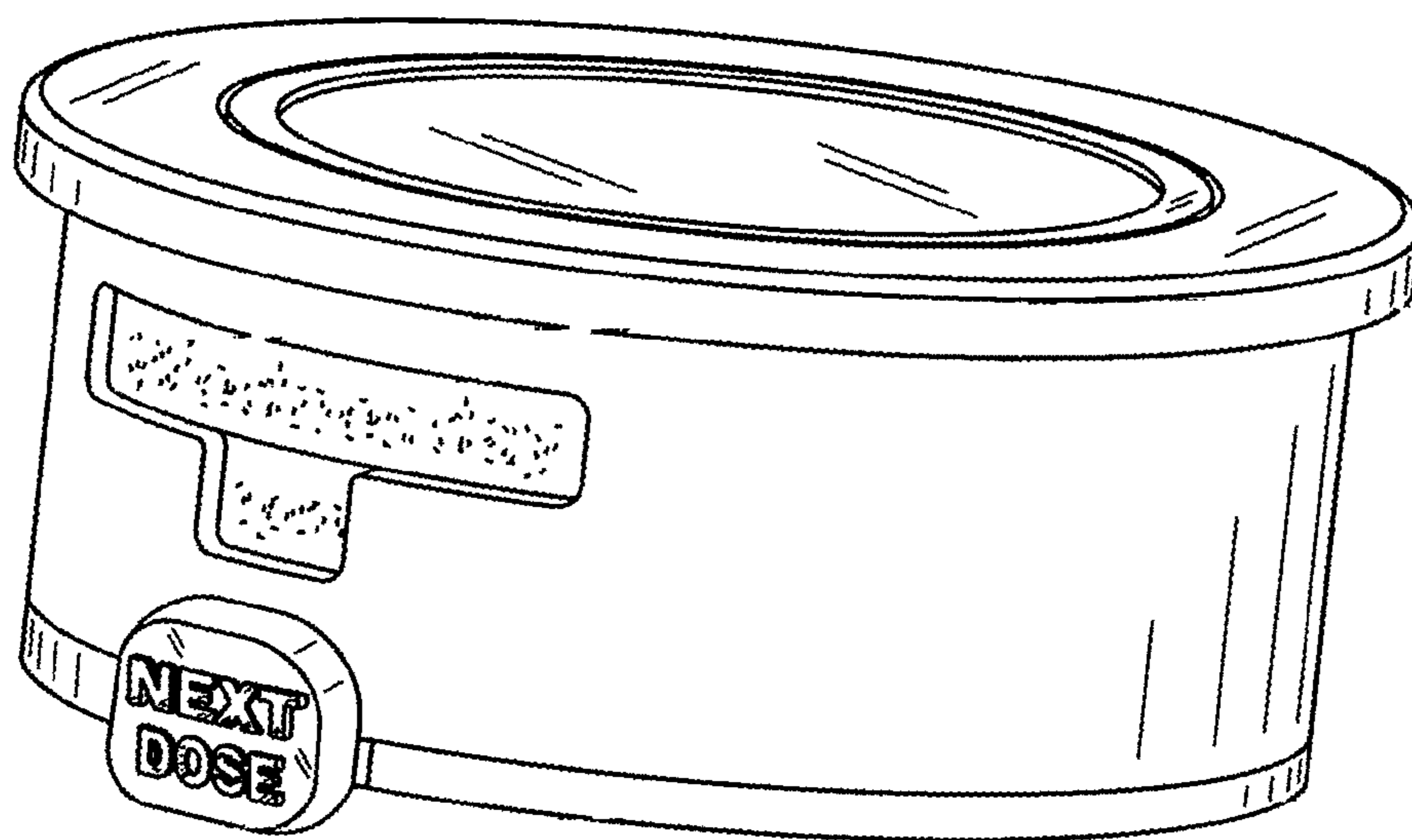


Fig. 2




Fig. 3

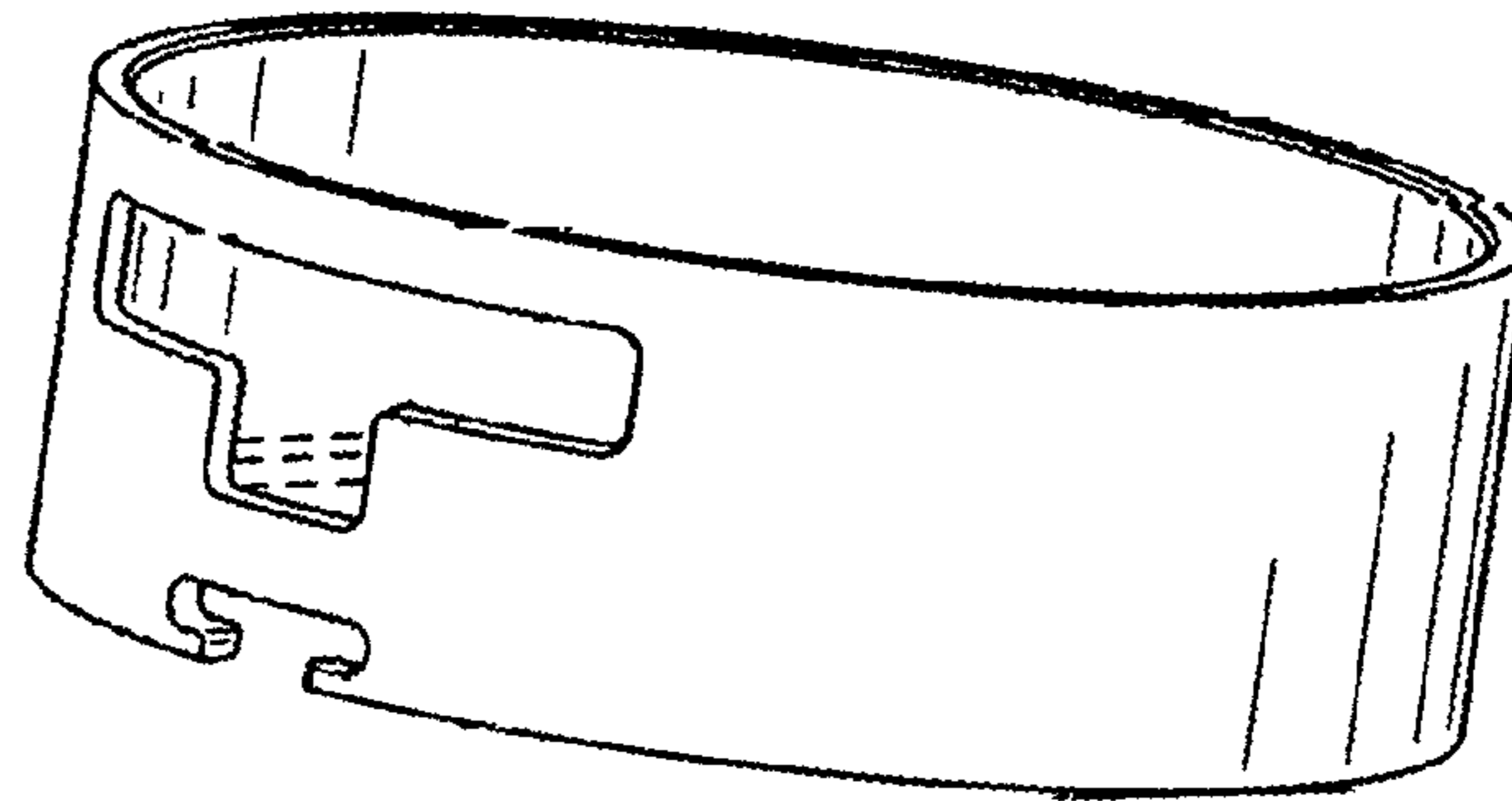


Fig. 4

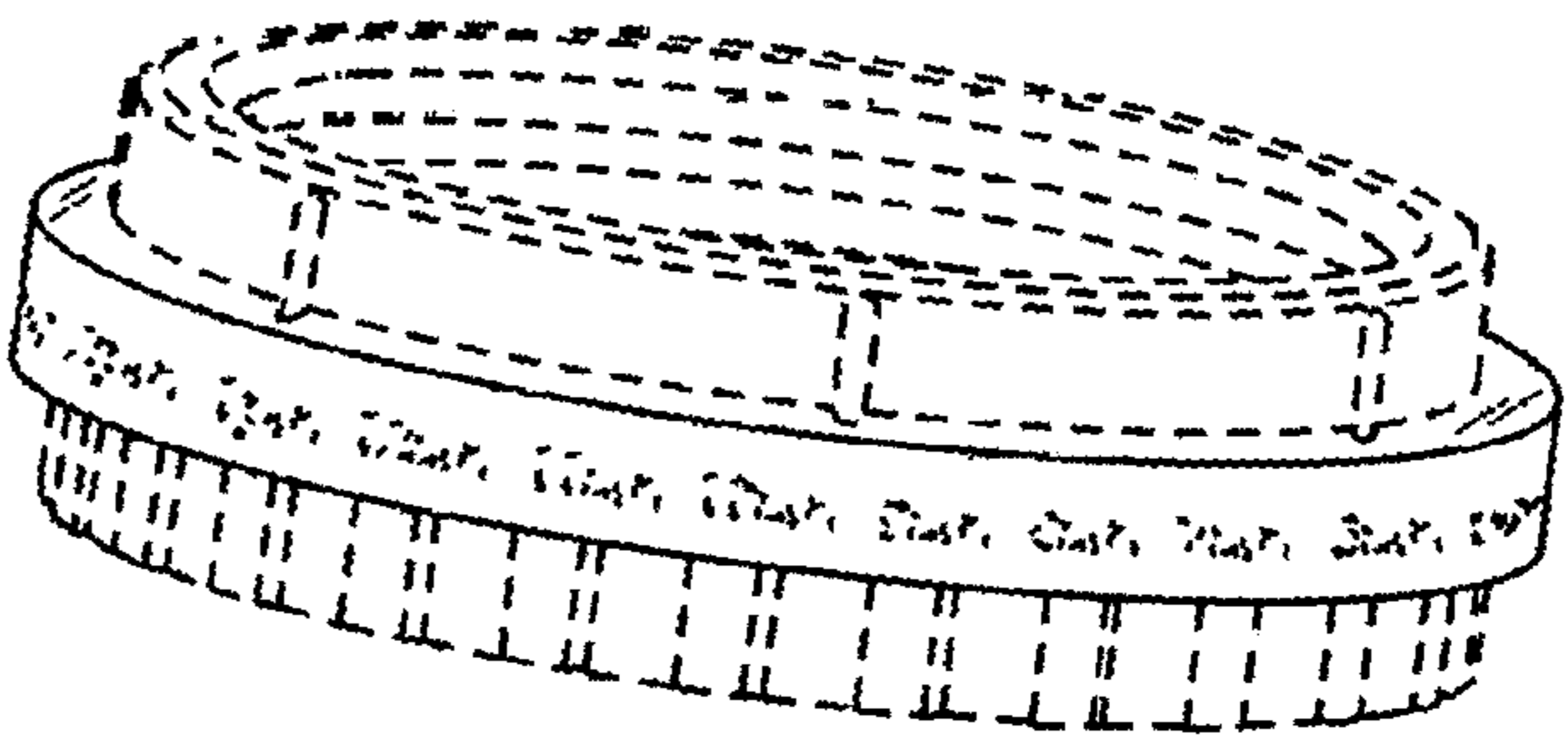


Fig. 5

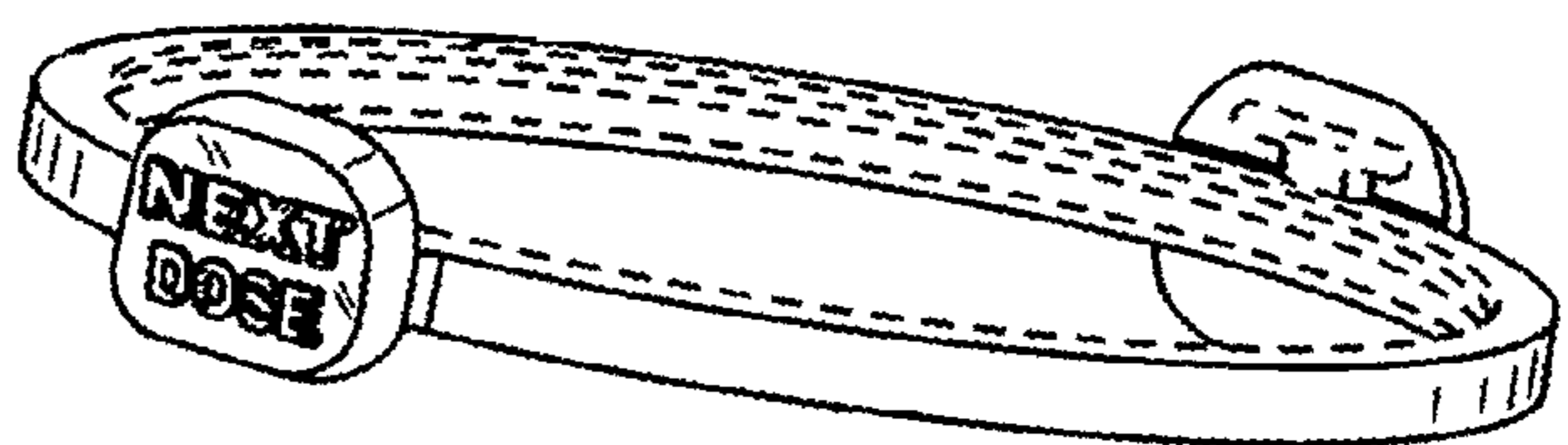


Fig. 6

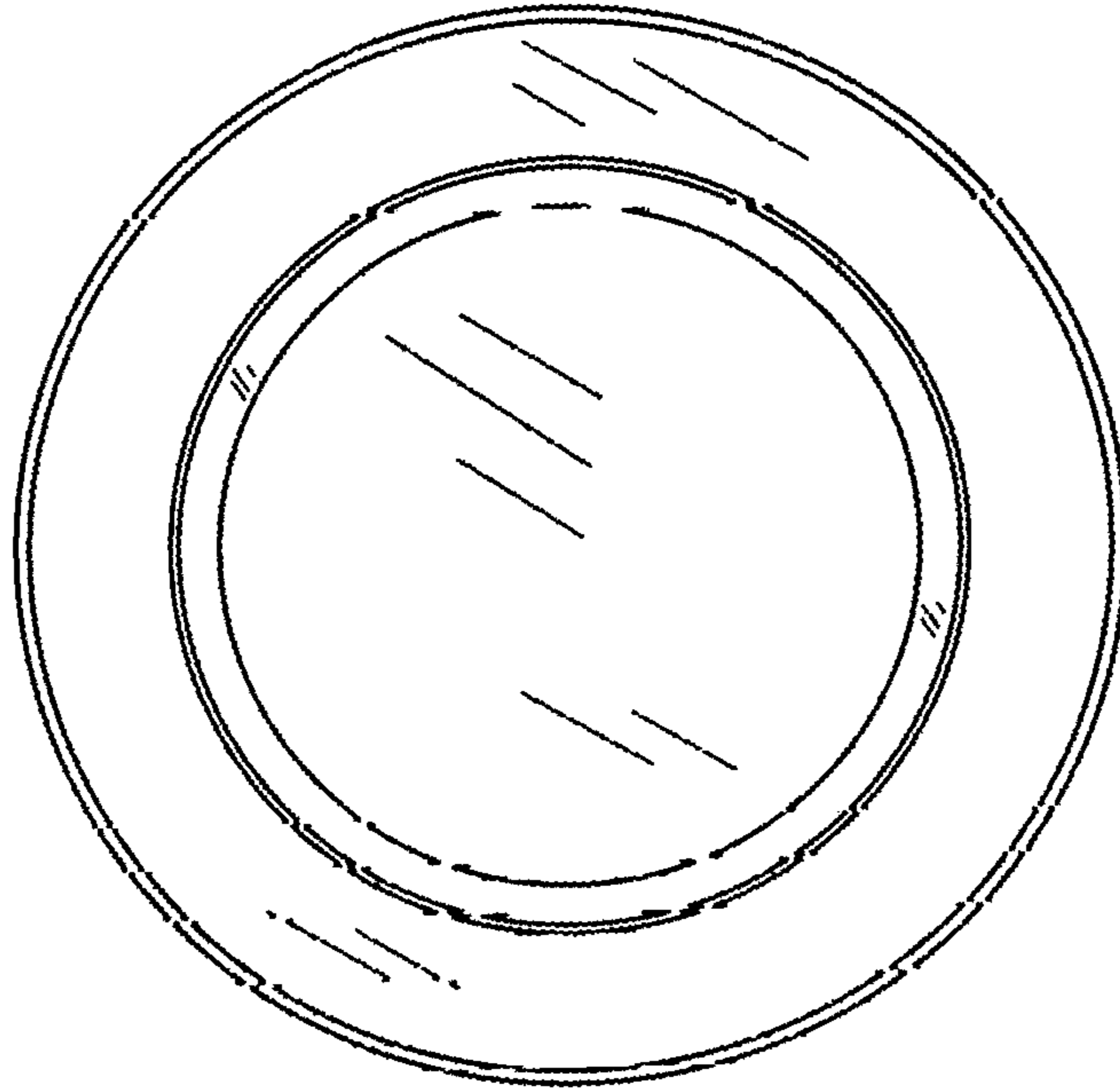


Fig. 7

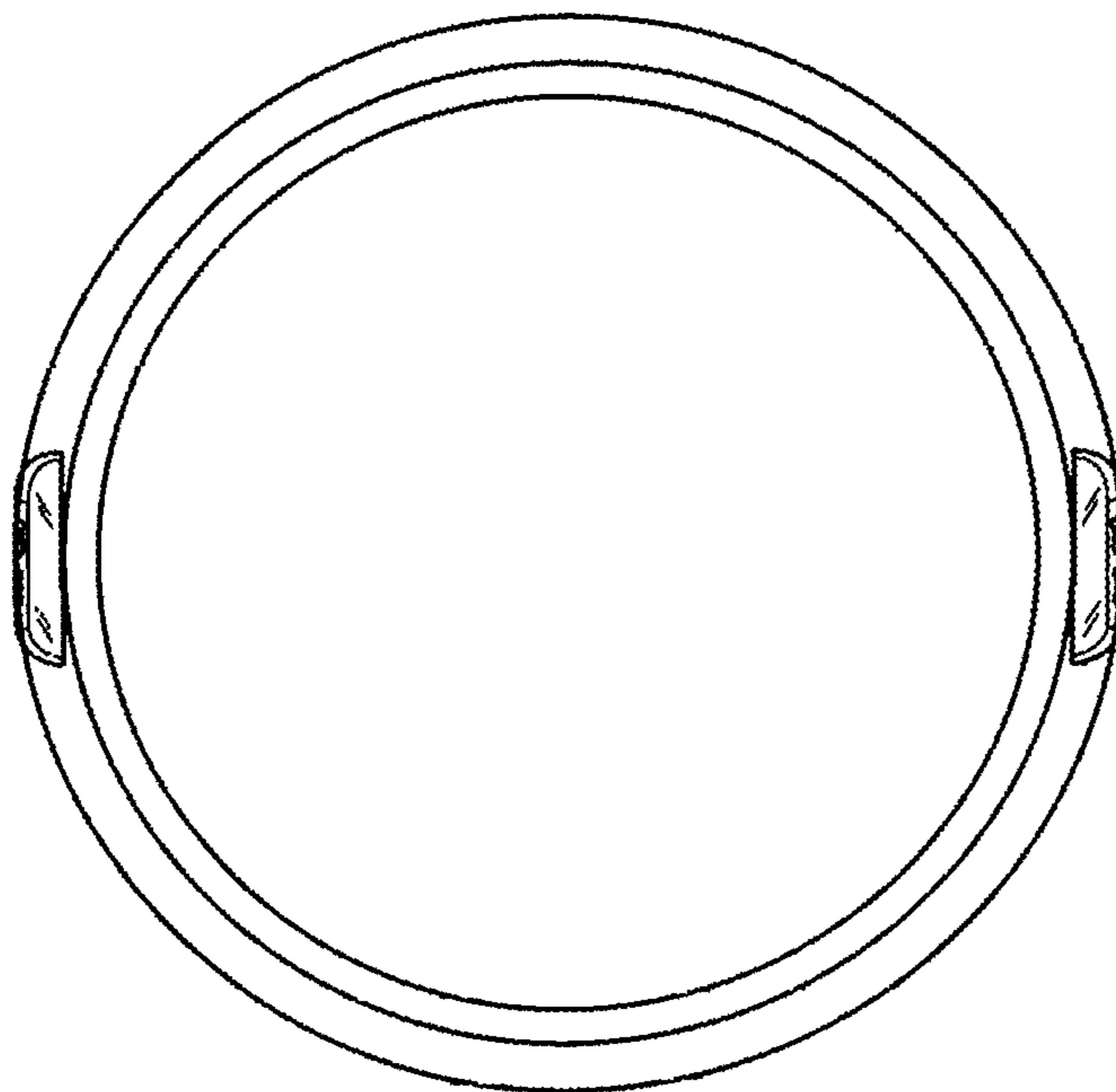


Fig. 8




Fig. 9




Fig. 10

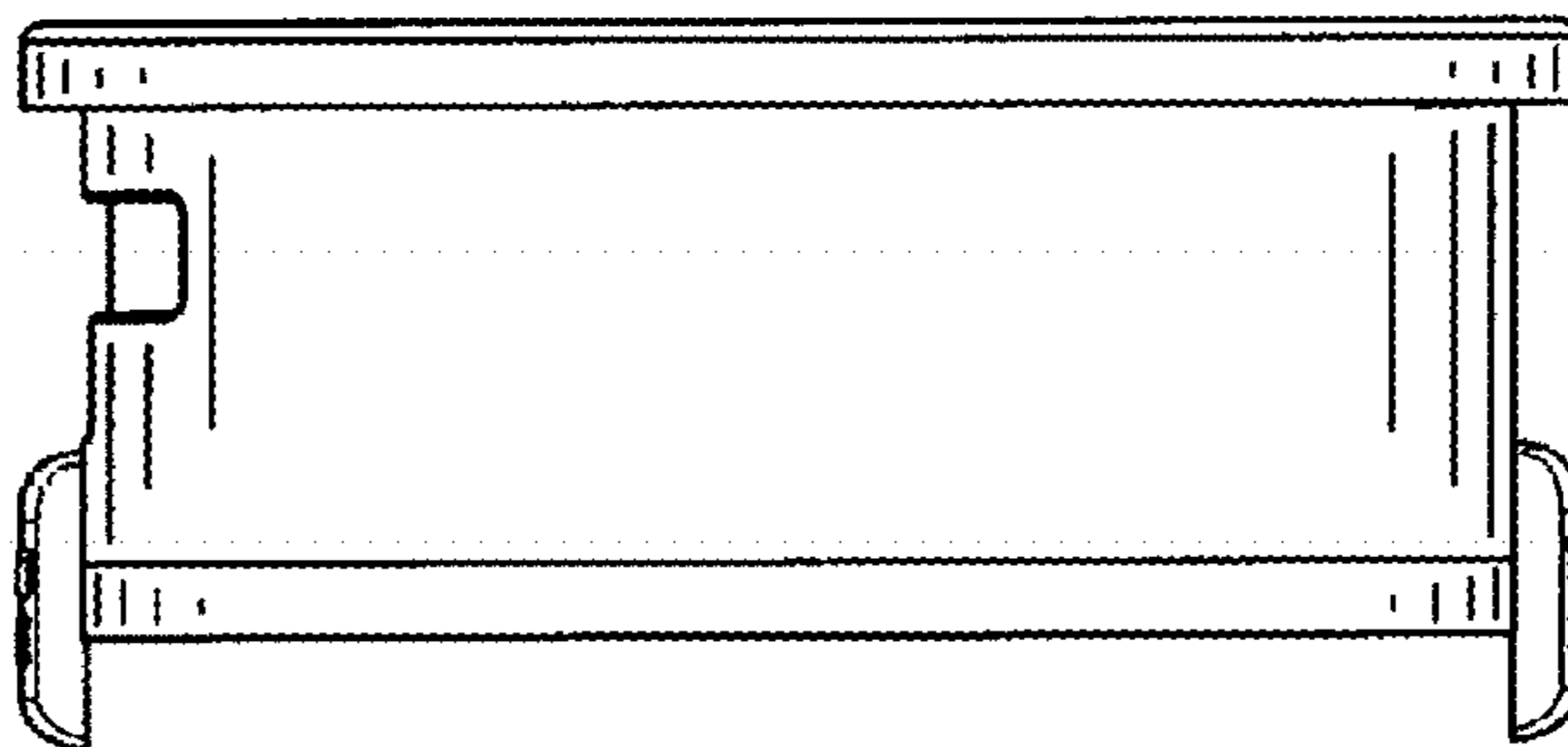


Fig. 11

