



US00D772057S

(12) **United States Design Patent** (10) **Patent No.:** **US D772,057 S**  
**Adams et al.** (45) **Date of Patent:** **\*\* Nov. 22, 2016**

(54) **GAME BOX**  
 (71) Applicants: **Russell Blake Adams**, Marietta, GA  
 (US); **Ryan Craig Adams**, Palos Verdes  
 Estates, CA (US)  
 (72) Inventors: **Russell Blake Adams**, Marietta, GA  
 (US); **Ryan Craig Adams**, Palos Verdes  
 Estates, CA (US)

D649,040 S \* 11/2011 Sanders ..... D9/432  
 D652,717 S \* 1/2012 Shimoyama ..... D9/432  
 D669,352 S \* 10/2012 Paslawski ..... D9/423  
 D673,864 S \* 1/2013 Read ..... D9/414  
 D681,452 S \* 5/2013 Dennen ..... D9/433  
 D683,213 S \* 5/2013 Clegg ..... D9/432  
 D685,578 S \* 7/2013 Pestell ..... D3/294  
 D690,587 S \* 10/2013 DeLisle ..... D9/423  
 D690,591 S \* 10/2013 Sanders ..... D9/432  
 D728,358 S \* 5/2015 Belamich ..... D9/420  
 D747,192 S \* 1/2016 Nietert ..... D9/423

(\*\*) Term: **15 Years**

\* cited by examiner

(21) Appl. No.: **29/535,970**

*Primary Examiner* — Darlington Ly  
*Assistant Examiner* — Daniel J Domino

(22) Filed: **Aug. 12, 2015**

(51) **LOC (10) Cl.** ..... **09-03**  
 (52) **U.S. Cl.**  
 USPC ..... **D9/432**

(57) **CLAIM**  
 The ornamental design for a game box, as shown and  
 described.

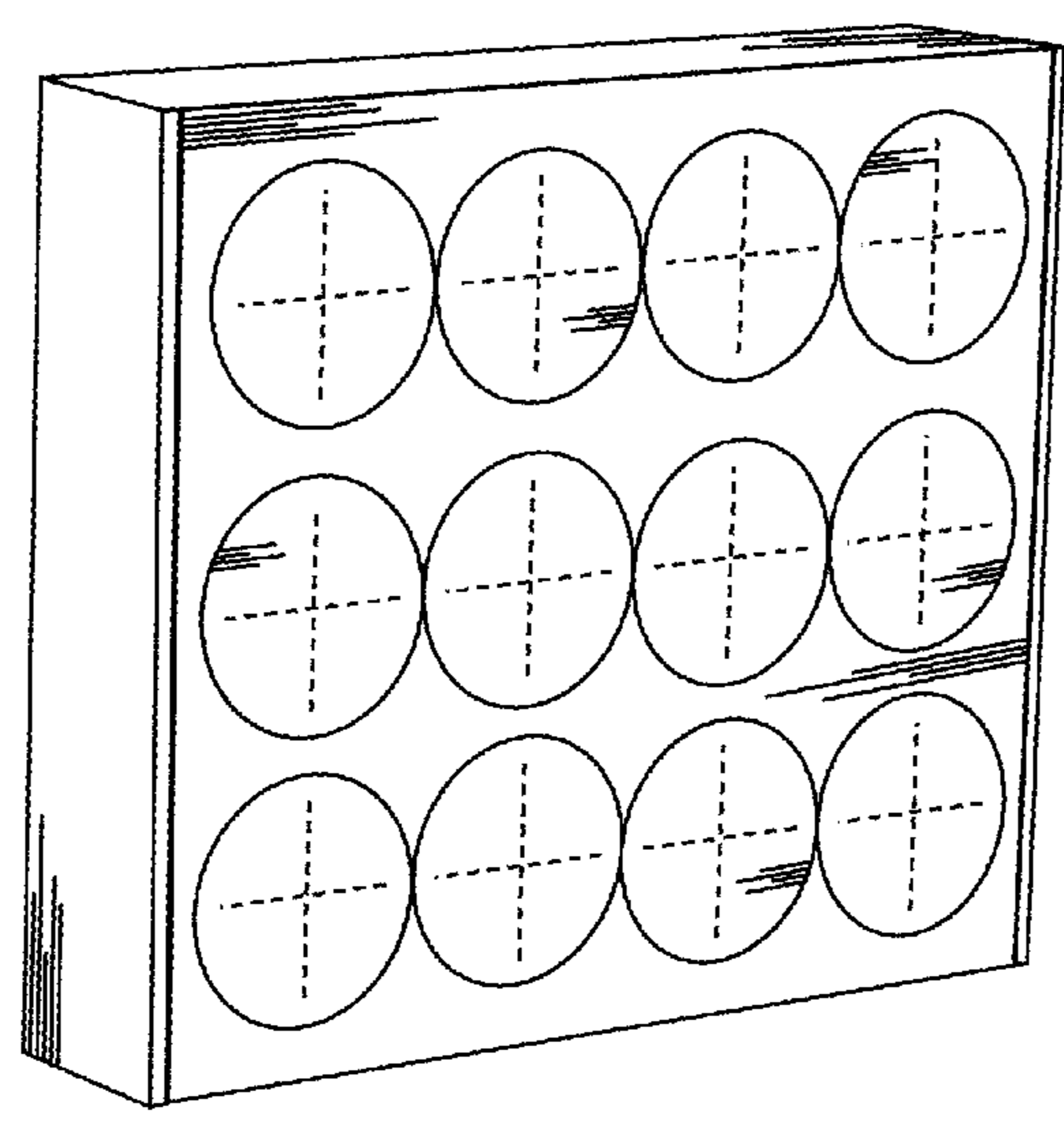
(58) **Field of Classification Search**  
 USPC ..... D9/414, 423, 432, 756, 759; D21/385,  
 D21/392  
 CPC ..... B65D 5/20; B65D 5/22; B65D 5/42;  
 B65D 5/5455; B65D 85/36  
 See application file for complete search history.

**DESCRIPTION**

FIG. 1 is a front-facing perspective view of the closed box.  
 FIG. 2 is a front elevation view of the closed box.  
 FIG. 3 is a perspective view of the open box.  
 FIG. 4 is an exploded perspective view of the closed box.  
 FIG. 5 is an elevation view of the open box, revealing the  
 inside of the box lid.  
 FIG. 6 is a plan view of the inside of the open box.  
 FIG. 7 is an elevation of the back of the closed box.  
 FIG. 8 is a left side elevational view of the closed box, the  
 right side being a mirror image; and,  
 FIG. 9 is a top side plan view of the closed box, the bottom  
 side being a mirror image.  
 The broken line showing is included for the purpose of  
 illustrating portions of the game box that forms no part of the  
 claimed design.

(56) **References Cited**  
 U.S. PATENT DOCUMENTS  
 D267,047 S \* 11/1982 Lindstrom ..... D9/426  
 D272,727 S \* 2/1984 Kaneko ..... D11/155  
 D314,748 S \* 2/1991 Littrell ..... D13/152  
 D333,931 S \* 3/1993 Wein ..... D6/675.1  
 D382,476 S \* 8/1997 Bell ..... D9/432  
 D391,321 S \* 2/1998 Hill ..... D21/393  
 D450,576 S \* 11/2001 Taut ..... D21/301  
 D494,862 S \* 8/2004 Sisinni ..... D9/432  
 D583,228 S \* 12/2008 Ames ..... D9/418  
 D631,205 S \* 1/2011 Lai ..... D28/83  
 D632,015 S \* 2/2011 Lai ..... D28/83

**1 Claim, 5 Drawing Sheets**



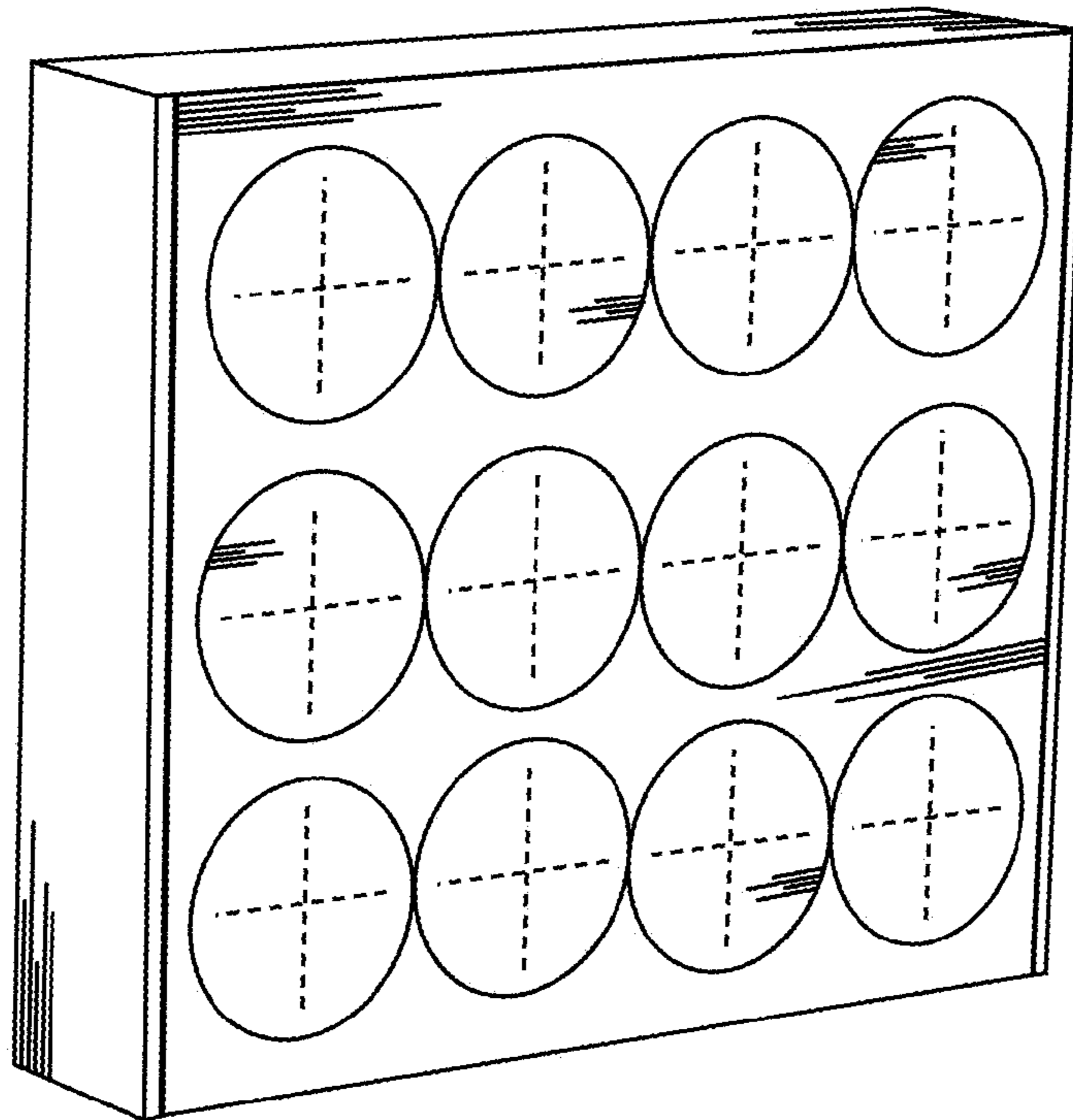


Fig. 1

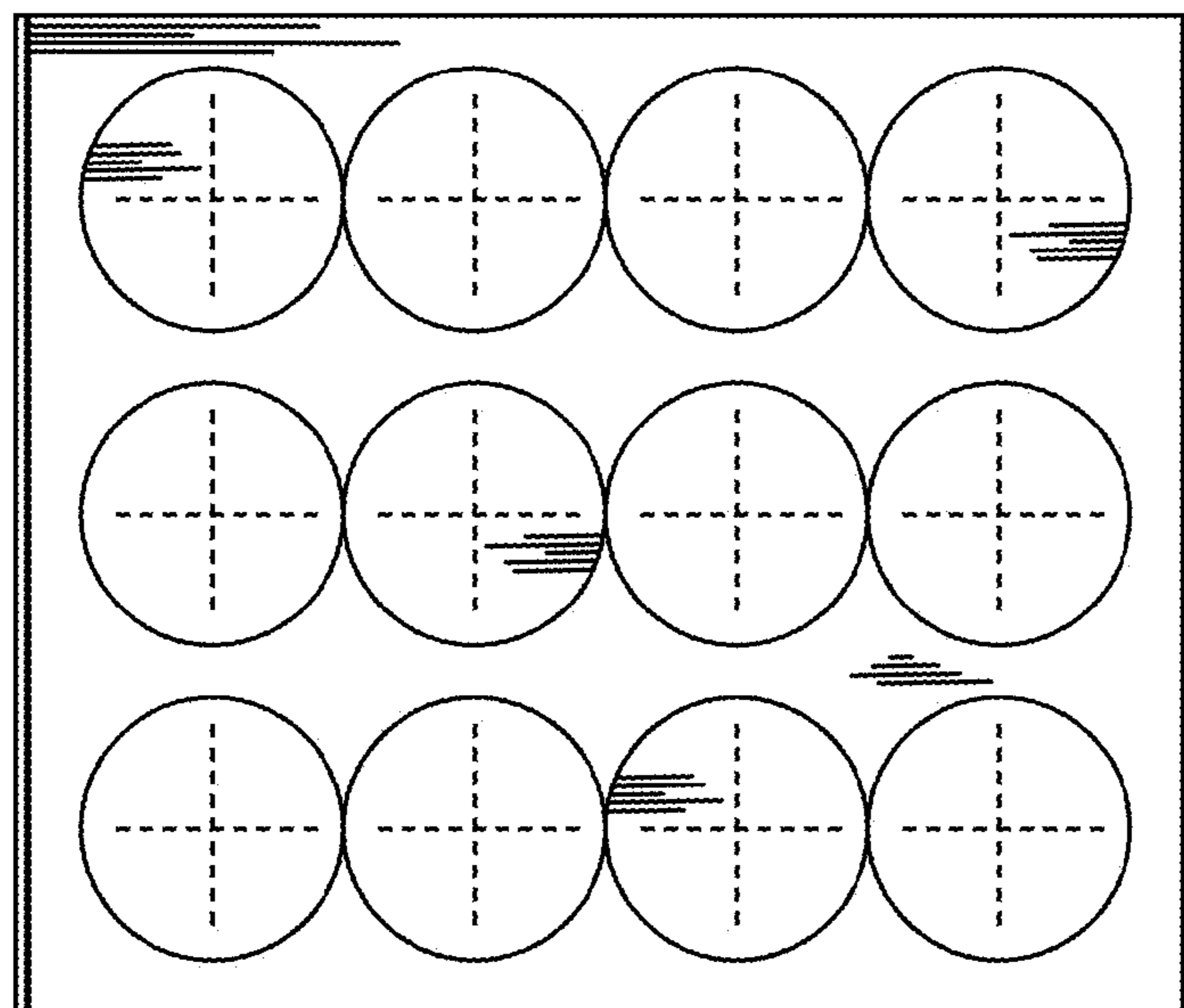


Fig. 2




Fig. 3

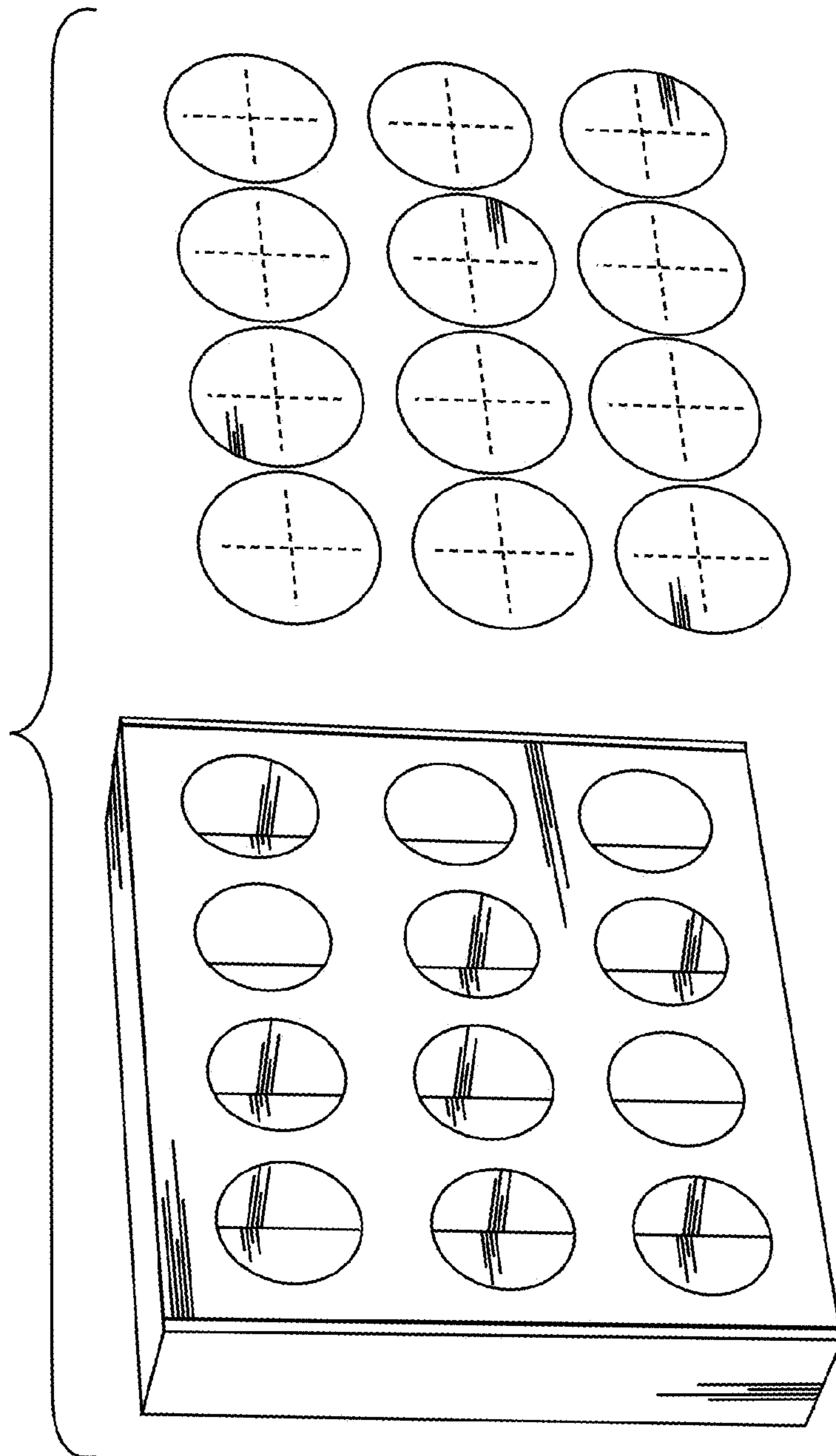


Fig. 4



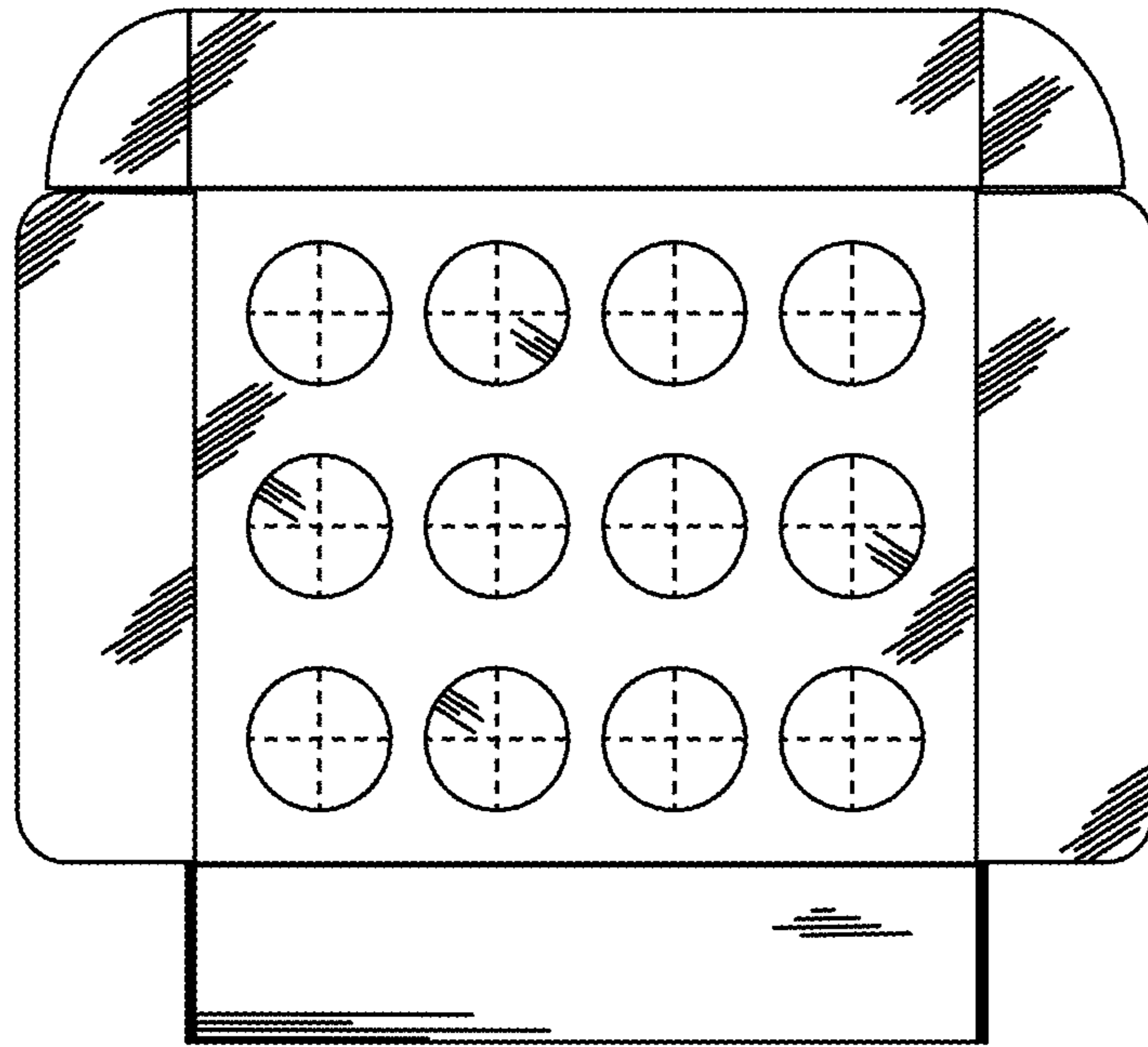


Fig. 5




Fig. 6




Fig. 7



Fig. 8



Fig. 9