



US00D772055S

(12) **United States Design Patent** (10) **Patent No.:** **US D772,055 S**  
**O'Dowd et al.** (45) **Date of Patent:** **\*\* Nov. 22, 2016**

(54) **PRODUCT PACKAGING**  
(71) Applicant: **Mann+Hummel Purolator Filters LLC**, Fayetteville, NC (US)  
(72) Inventors: **Kevin O'Dowd**, Rochester Hills, MI (US); **Tina Marie Davis**, Youngsville, NC (US)  
(73) Assignee: **MANN+HUMMEL Purolator Filters LLC**, Fayetteville, NC (US)  
(\*\*) Term: **15 Years**  
(21) Appl. No.: **29/544,024**  
(22) Filed: **Oct. 29, 2015**  
(51) **LOC (10) Cl.** ..... **09-03**  
(52) **U.S. Cl.**  
USPC ..... **D9/430**  
(58) **Field of Classification Search**  
USPC ..... D9/430, 414, 432, 524, 516; D7/543, D7/545, 602  
CPC ..... B65D 1/00; B65D 5/4291; B65D 5/38; A47F 5/11  
See application file for complete search history.

D672,202 S \* 12/2012 Craft ..... D7/586  
D679,148 S \* 4/2013 Schwartz ..... D7/629  
D693,181 S \* 11/2013 Chase ..... D7/586  
D700,837 S 3/2014 Antal, Sr.  
D719,824 S \* 12/2014 Wagner ..... D9/430  
D727,722 S \* 4/2015 Beland ..... D9/430  
D736,617 S \* 8/2015 Sy ..... D9/429  
D756,037 S \* 5/2016 Schlatter ..... D28/85

\* cited by examiner  
*Primary Examiner* — Cynthia Underwood  
(74) *Attorney, Agent, or Firm* — Craig Hallacher


(57) **CLAIM**  
We claim the ornamental design for a product packaging, as shown and described.

**DESCRIPTION**

The patent or application file contains at least one photograph executed in color. Copies of this patent or patent application publication with color photograph(s) will be provided by the Office upon request and payment of the necessary fee.  
FIG. 1 is a front perspective view of the product packaging showing our new design;  
FIG. 2 is a right side perspective view thereof;  
FIG. 3 is a left side perspective view thereof;  
FIG. 4 is a top plan view thereof; and  
FIG. 5 is a bottom plan view thereof.  
FIG. 6 is a front perspective view of the product packaging showing a second embodiment of our new design;  
FIG. 7 is a right side perspective view thereof;  
FIG. 8 is a left side perspective view thereof;  
FIG. 9 is a top plan view thereof; and,  
FIG. 10 is a bottom plan view thereof.

**1 Claim, 10 Drawing Sheets**  
**(7 of 10 Drawing Sheet(s) Filed in Color)**

(56) **References Cited**  
U.S. PATENT DOCUMENTS  
D429,429 S \* 8/2000 Murphy ..... D6/678  
D444,062 S \* 6/2001 Harrison ..... D9/430  
D495,247 S \* 8/2004 Keberlein ..... D9/418  
D525,532 S \* 7/2006 Glass ..... D9/559  
D567,076 S 4/2008 Ballard  
D578,829 S \* 10/2008 Freeman ..... D7/584  
D582,266 S 12/2008 Helms, Jr. et al.






Fig. 1




Fig. 2




Fig. 3




Fig. 4

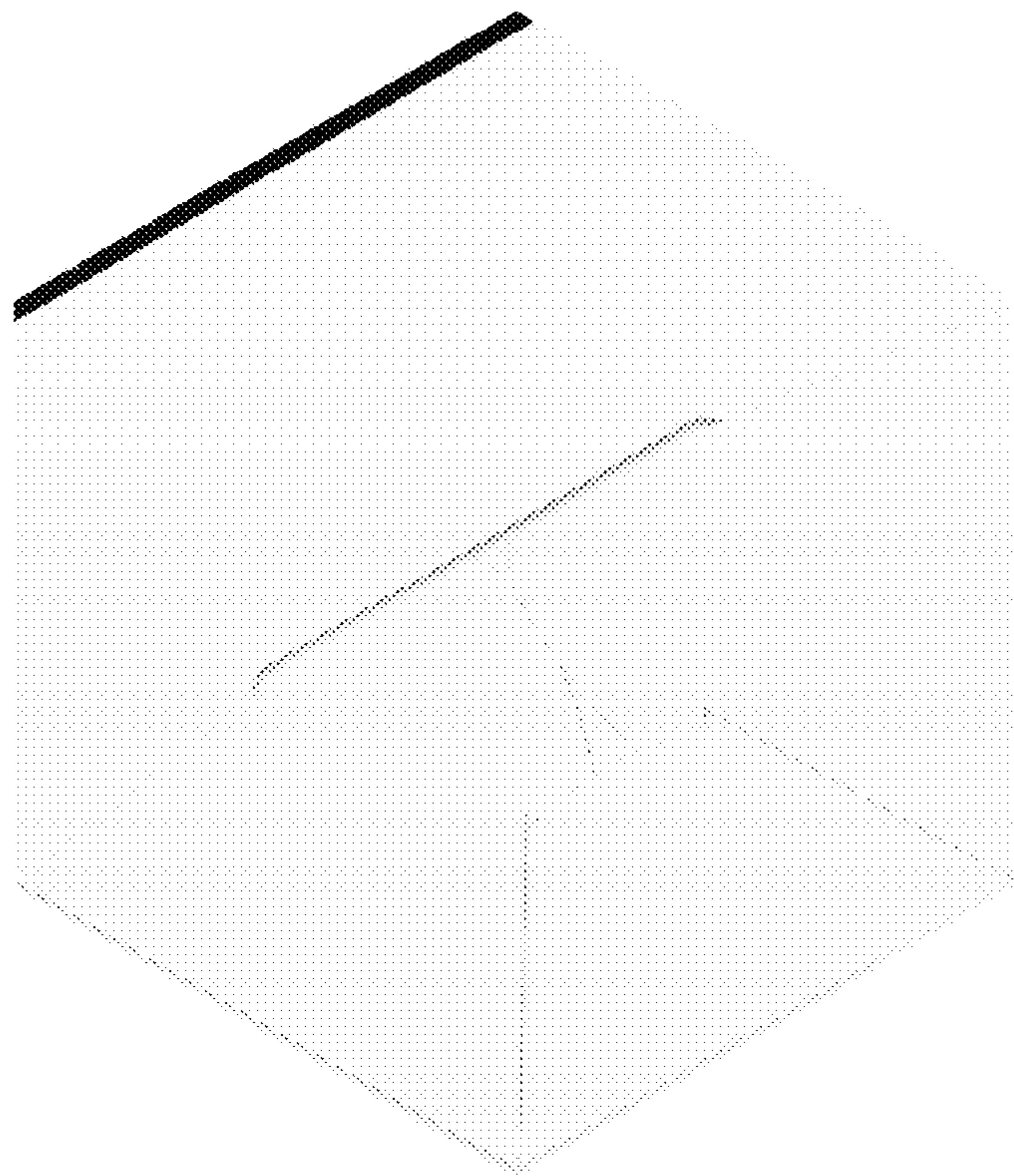


Fig. 5




Fig. 6




Fig. 7






Fig. 8




Fig. 9




Fig. 10