



US00D772003S

(12) **United States Design Patent**  
**Broen et al.**

(10) **Patent No.:** **US D772,003 S**

(45) **Date of Patent:** **\*\* Nov. 22, 2016**

(54) **DISPENSER**

D486,687 S \* 2/2004 Strandell ..... D7/307  
D649,393 S \* 11/2011 Cohlma ..... D7/307  
D746,623 S \* 1/2016 Hovsepian ..... D7/309

(71) Applicant: **PepsiCo, Inc.**, Purchase, NY (US)

(72) Inventors: **Martin Eduardo Broen**, New York, NY (US); **Stephen Lim**, Chappaqua, NY (US); **Martin Ivar Franzen**, Milan (IT); **Mauro Scamporlino**, Siracusa (IT)

(73) Assignee: **PepsiCo, Inc.**, Purchase, NY (US)

(\*\*) Term: **14 Years**

(21) Appl. No.: **29/517,676**

(22) Filed: **Feb. 15, 2015**

(51) **LOC (10) Cl.** ..... **07-99**

(52) **U.S. Cl.**  
USPC ..... **D7/397**; D7/399; D7/307

(58) **Field of Classification Search**  
USPC ..... D7/300, 306–311, 305, 355, 362, 365,  
D7/367, 397, 399; 222/146.6, 185.1, 135;  
99/295, 273, 304, 288, 279, 307, 283;  
D20/4  
CPC ..... A47J 31/46; A47J 31/407; A47J 31/50;  
A47J 31/18; A47J 31/00; A47J 27/04;  
A47J 31/0573; A47J 31/52  
See application file for complete search history.

(56) **References Cited**

**U.S. PATENT DOCUMENTS**

D215,045 S \* 8/1969 Benjamin ..... D7/309  
D335,062 S \* 4/1993 Kolada ..... D15/80  
D359,874 S \* 7/1995 Smith ..... D7/308  
D367,585 S 3/1996 Piatnik et al.  
D368,617 S \* 4/1996 Jackson ..... D7/306  
D390,058 S \* 2/1998 Landers ..... D7/307  
D442,417 S \* 5/2001 Jones ..... D7/307

**OTHER PUBLICATIONS**

JPO's HC27013807 document, Cimballi Espresso Machine. La Cimballi, p. 5, cited in Decision to Grant for JP App. No. 2015-17998.

JPO's HJ23031961 document, W. W. Grainger, Inc., Web page, GB8M10-LD-U, cited in Decision to Grant for JP App. No. 2015-17998.

\* cited by examiner

*Primary Examiner* — Marianne Pandozzi

(74) *Attorney, Agent, or Firm* — Sterne, Kessler, Goldstein & Fox P.L.L.C.

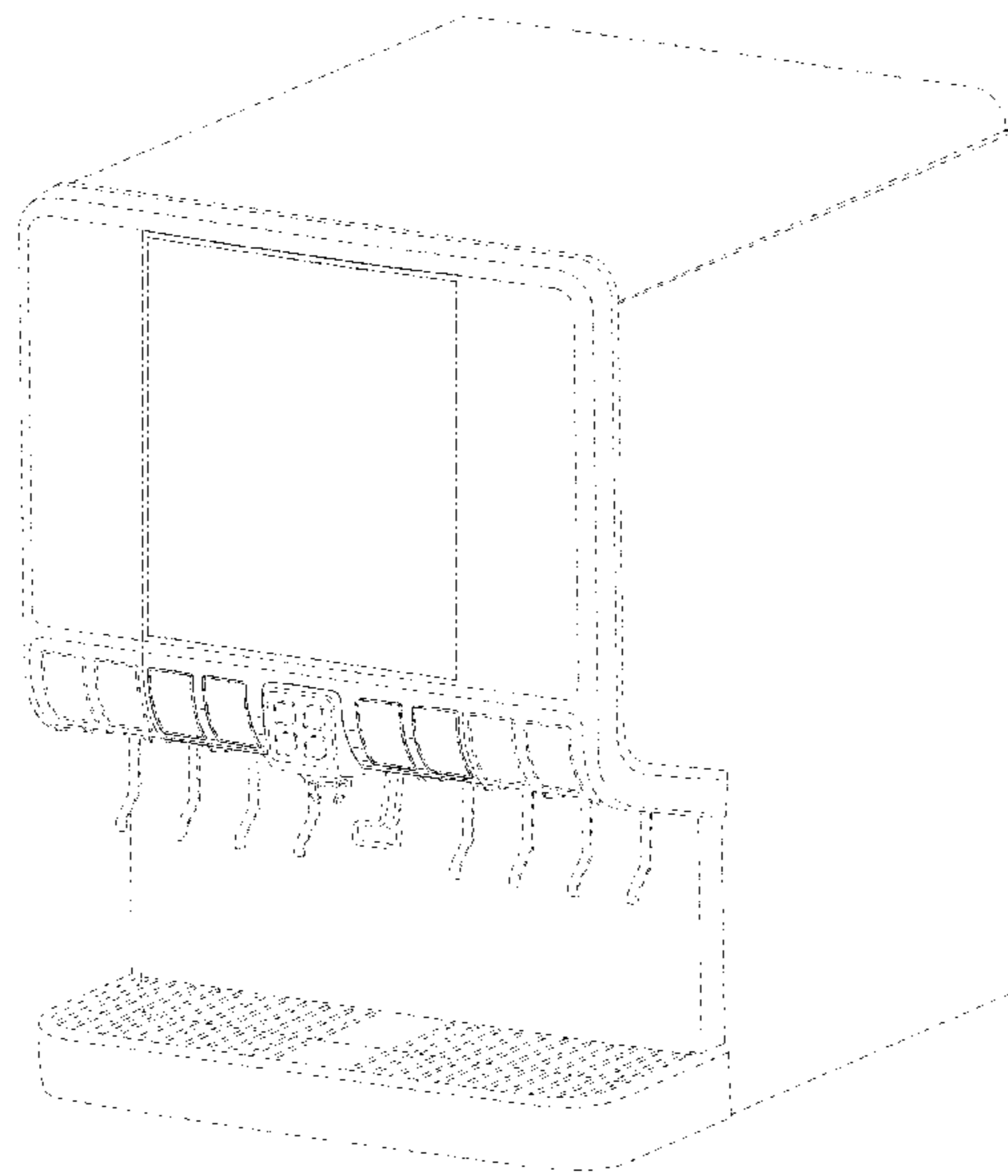
(57) **CLAIM**

The ornamental design for a dispenser, as shown and described.

**DESCRIPTION**

FIG. 1 is a top, front, right perspective view of a dispenser showing our new design;  
FIG. 2 is a front view thereof; and,  
FIG. 3 is an enlarged view of FIG. 1 with most of the broken line subject matter removed for ease of illustration. The uneven-length broken lines represent unclaimed boundaries of the claimed design. The unclaimed line features shown in even-length broken lines in FIG. 3, and also shown in other figures, form no part of the claimed design. The even-length broken lines showing the remainder of the dispenser are for environmental purposes only and form no part of the claimed design.

**1 Claim, 3 Drawing Sheets**



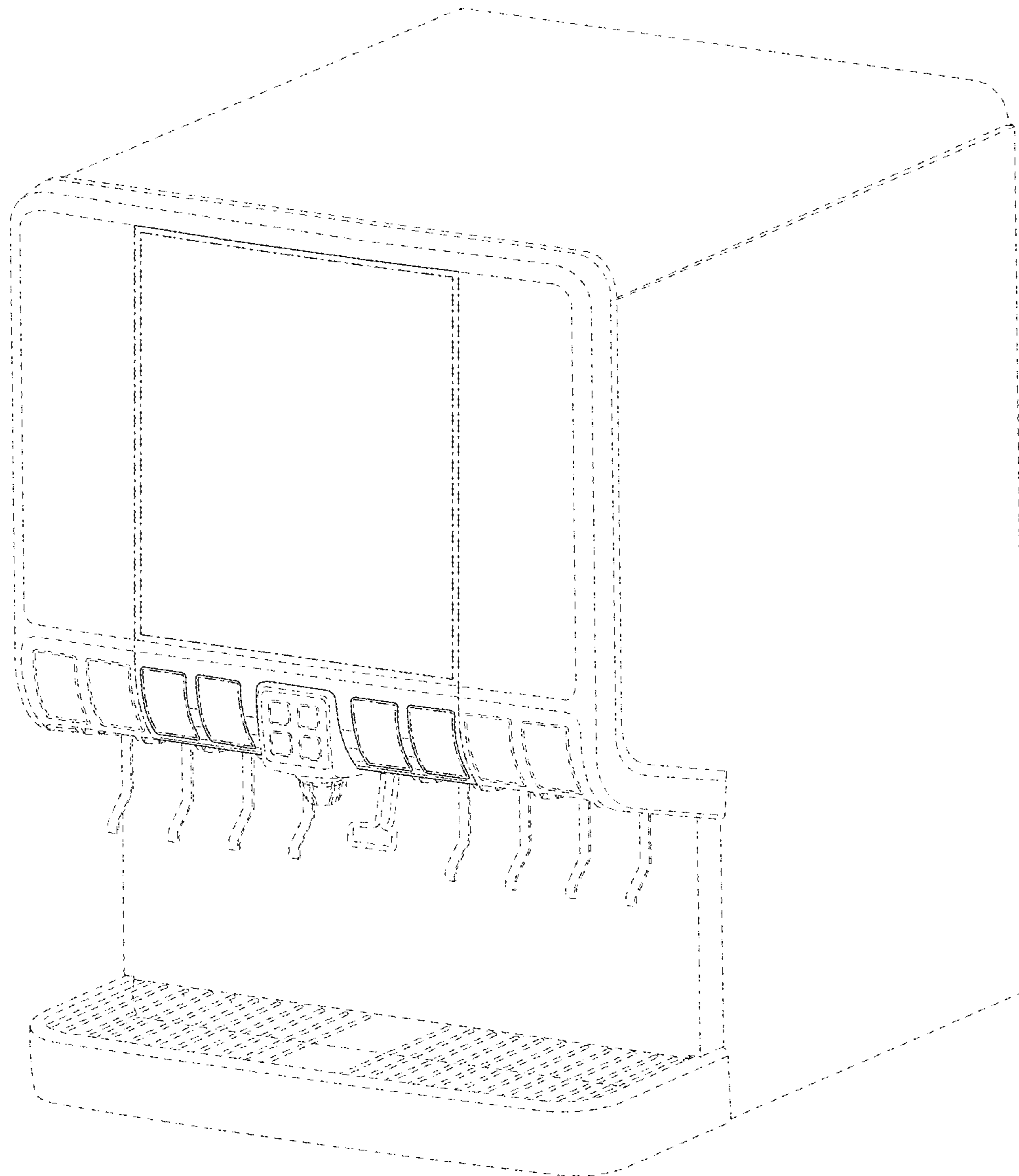
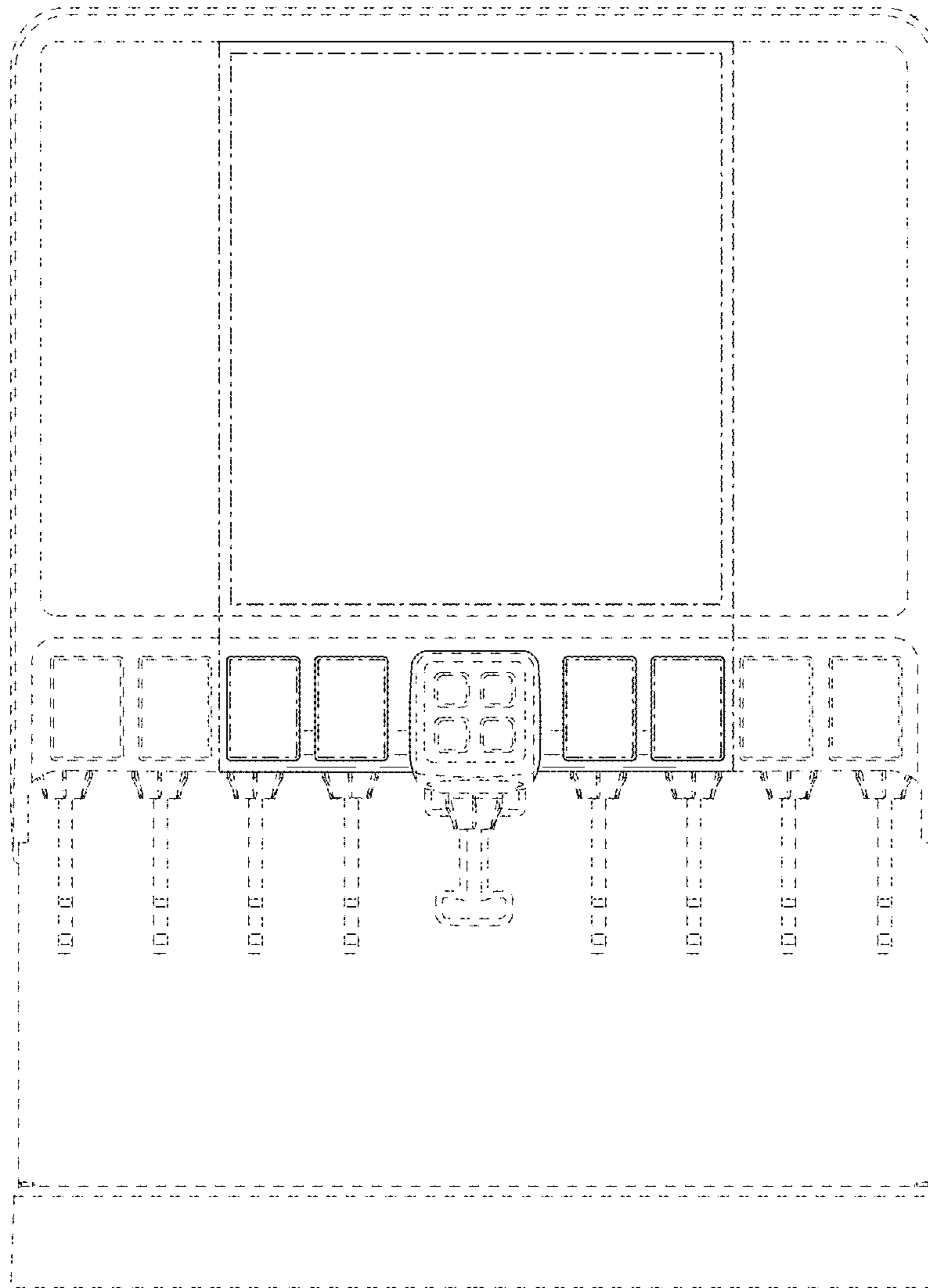



FIG. 1



**FIG. 2**



**FIG. 3**