



US00D771964S

(12) **United States Design Patent** (10) **Patent No.:** **US D771,964 S**
Chen (45) **Date of Patent:** **** Nov. 22, 2016**

(54) **CHAIR**

(71) Applicant: **Min Chen**, Foshan (CN)

(72) Inventor: **Min Chen**, Foshan (CN)

(**) Term: **15 Years**

(21) Appl. No.: **29/533,160**

(22) Filed: **Jul. 15, 2015**

(30) **Foreign Application Priority Data**

Jun. 5, 2015 (CN) 2015 3 0179163

(51) **LOC (10) Cl.** **06-01**

(52) **U.S. Cl.**
USPC **D6/374; D6/376**

(58) **Field of Classification Search**
USPC D6/334-336, 369, 371, 372, 373, 374,
D6/375, 376, 379, 716, 716.1, 716.2, 716.4
CPC A47C 4/02; A47C 4/03; A47C 3/12;
A47C 5/12; A47C 7/16
See application file for complete search history.

(56) **References Cited**

U.S. PATENT DOCUMENTS

3,450,435 A * 6/1969 Stephens A47C 5/12
29/91.1
D215,837 S * 11/1969 Stephens D6/375

D524,071 S * 7/2006 Brooks D6/379
D561,484 S * 2/2008 Andreucci D6/379
D597,332 S * 8/2009 Carmon D6/369
D597,757 S * 8/2009 Barbieri D6/374
D622,074 S * 8/2010 Igarashi D6/372
D686,836 S * 7/2013 Mascetti D6/376
D687,239 S * 8/2013 Piretti D6/376

* cited by examiner

Primary Examiner — Mimososa De

(74) *Attorney, Agent, or Firm* — Chainey P. Singleton;
Edwin S. Flores; Chalker Flores, LLP

(57) **CLAIM**

The ornamental design for a chair, as shown and described.

DESCRIPTION

FIG. 1 is a front side perspective view of a chair;
FIG. 2 is a front side elevation view thereof;
FIG. 3 is a rear side elevation view thereof;
FIG. 4 is a left side elevation view thereof;
FIG. 5 is a right side elevation view thereof;
FIG. 6 is a top plan view thereof; and,
FIG. 7 is a bottom plan view thereof.

1 Claim, 7 Drawing Sheets

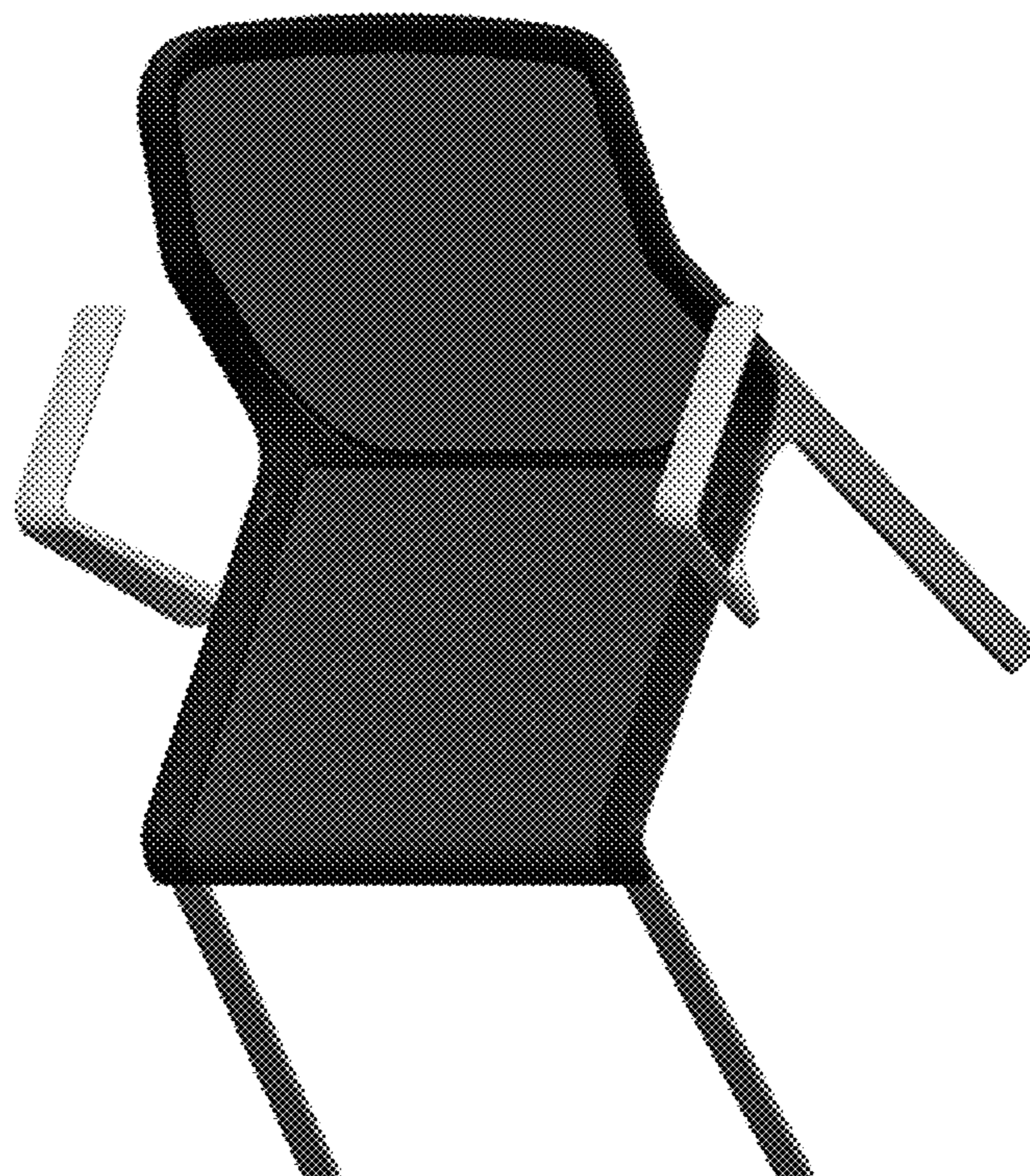




FIG.1




FIG.2




FIG.3



FIG. 4



FIG. 5



FIG.6



FIG. 7