



US00D771959S

(12) **United States Design Patent** (10) **Patent No.:** **US D771,959 S**
Hoglund (45) **Date of Patent:** **** Nov. 22, 2016**

(54) **SANDPAPER**

(56) **References Cited**

(71) Applicant: **KWH Mirka Ltd**, Jeppo (FI)
(72) Inventor: **Goran Hoglund**, Nykarleby (FI)
(73) Assignee: **KWH MIRKA LTD**, Jeppo (FI)
(**) Term: **14 Years**
(21) Appl. No.: **29/494,408**
(22) Filed: **Jun. 20, 2014**

U.S. PATENT DOCUMENTS

364,724 A * 6/1887 Morgan B25G 1/04
16/110.1
D110,500 S * 7/1938 Shubart D5/61
2,799,870 A * 7/1957 Sullivan A47G 9/0238
5/495
D181,486 S * 11/1957 Murray D25/157
2,858,247 A * 10/1958 De Swart E04C 2/3405
428/180
D186,096 S * 9/1959 Amberson D5/53
3,056,224 A * 10/1962 Almy B29C 43/30
156/71
3,764,450 A * 10/1973 Tesch D04H 1/00
428/136
D287,433 S * 12/1986 Ellers D5/47
D384,820 S * 10/1997 Choi D5/2
5,673,489 A * 10/1997 Robell E04C 2/043
33/1 B
6,049,987 A * 4/2000 Robell E04C 2/043
33/1 B
D429,074 S * 8/2000 Hurst D5/53
6,309,716 B1 * 10/2001 Fisher B44C 3/12
273/157 R
7,045,197 B2 * 5/2006 Harris E04F 21/04
33/1 B
D684,162 S * 6/2013 Aoshima D14/485
D707,045 S * 6/2014 Nelsen D5/59
D715,459 S * 10/2014 Perry D25/104

Related U.S. Application Data

(62) Division of application No. 29/465,188, filed on Aug. 26, 2013, now Pat. No. Des. 720,935.

Foreign Application Priority Data

(30) Feb. 26, 2013 (EM) 2191262-0001
Feb. 26, 2013 (EM) 2191262-0002
Feb. 26, 2013 (EM) 2191262-0003
Feb. 26, 2013 (EM) 2191262-0004
Feb. 26, 2013 (EM) 2191262-0005
Feb. 26, 2013 (EM) 2191262-0006
Feb. 26, 2013 (EM) 2191262-0007
Feb. 26, 2013 (EM) 2191262-0008

(Continued)

(51) **LOC (10) Cl.** **05-06**
(52) **U.S. Cl.**
USPC **D5/61**

Primary Examiner — Karen S Acker
(74) *Attorney, Agent, or Firm* — Jacobson Holman, PLLC.


(58) **Field of Classification Search**
USPC D5/30, 43, 44, 53, 55-57, 59-63, 99;
D6/602, 612, 613, 617; D19/1;
D25/139, 149-151, 163
CPC A47K 10/16; A47G 23/0303; A47G
11/003; B31F 1/07; B32B 5/024; B44F 3/00;
B44F 5/00; B44F 7/00; B44F 9/02; B44F
11/02; B44F 11/04; C11D 17/049; D03D
1/00; D10B 2503/04; D21H 27/02
See application file for complete search history.

(57) **CLAIM**
I claim the ornamental design for a sandpaper, as shown and described.

DESCRIPTION

FIG. 1 is a top view of a sandpaper;
FIG. 2 is a the side view thereof; and,
FIG. 3 is the bottom view thereof.

1 Claim, 2 Drawing Sheets



US D771,959 S

Page 2

(56)

References Cited

U.S. PATENT DOCUMENTS

2003/0082345	A1*	5/2003	Hamilton	B29C 59/04 428/173
2004/0043183	A1*	3/2004	Thrasher	A47G 27/0243 428/85
2007/0272381	A1*	11/2007	Elony	B32B 29/00 162/123
2008/0134920	A1*	6/2008	Foresti	B41M 3/14 101/491
2008/0218369	A1*	9/2008	Krans	A47G 9/1045 340/691.1
2011/0126483	A1*	6/2011	Garcia Dorado	B44C 1/28 52/311.2
2014/0109286	A1*	4/2014	Blakely	A41D 31/02 2/69

* cited by examiner




FIG. 1

FIG. 2




FIG. 3