



US00D771957S

(12) **United States Design Patent** (10) **Patent No.:** **US D771,957 S**
Schlegel et al. (45) **Date of Patent:** **** Nov. 22, 2016**

(54) **COLLAPSIBLE BRUSH**
(71) Applicants: **Reid Schlegel**, Oradell, NJ (US);
Linden Evans, Brooklyn, NY (US);
Vincent Valderrama, Staten Island, NY
(US); **Davin Stowell**, New York, NY
(US)
(72) Inventors: **Reid Schlegel**, Oradell, NJ (US);
Linden Evans, Brooklyn, NY (US);
Vincent Valderrama, Staten Island, NY
(US); **Davin Stowell**, New York, NY
(US)
(73) Assignee: **HELEN OF TROY LIMITED**, St.
Michael (BB)
(**) Term: **15 Years**
(21) Appl. No.: **29/532,290**
(22) Filed: **Jul. 3, 2015**
(51) **LOC (10) Cl.** **04-01**
(52) **U.S. Cl.**
USPC **D4/121**
(58) **Field of Classification Search**
USPC D4/119, 120, 121, 137, 138, 199;
D3/205; 15/165, 159.1, 104.002, 171,
15/172, 184, 203
CPC A46D 1/00; A46B 5/00; A46B 3/08;
A46B 5/0075; A46B 7/023; A46B 7/026;
A47L 25/005
See application file for complete search history.

(56) **References Cited**
U.S. PATENT DOCUMENTS
2,797,426 A * 7/1957 Donee A46B 7/026
15/184
2,844,836 A * 7/1958 Irving A46B 7/026
15/143.1
3,040,352 A * 6/1962 Vian A47L 25/005
15/104.002
3,947,914 A * 4/1976 Jacoby A46B 7/026
15/203
4,062,083 A * 12/1977 McKay A46B 7/023
15/106
4,152,804 A * 5/1979 Morris A46B 3/005
15/104.94
D273,443 S * 4/1984 Hagedorn D4/121

4,847,937 A * 7/1989 Gorski A46B 7/026
15/203
D327,368 S * 6/1992 Zierhut D4/121
D367,763 S * 3/1996 Chan D4/138
D377,418 S * 1/1997 Hendren D4/113
D426,067 S * 6/2000 De Melo D4/108
D496,731 S * 9/2004 Park D24/133
D545,064 S * 6/2007 Knight D4/121
D556,455 S * 12/2007 Williams D4/108
D620,713 S * 8/2010 Polser D28/63
8,127,393 B1 * 3/2012 Dockter A46B 7/023
15/184
D749,326 S * 2/2016 Rennette D4/121
2013/0284201 A1 * 10/2013 Chou A46B 9/023
132/313
2016/0022022 A1 * 1/2016 Lorenzi A46B 5/002
15/184

* cited by examiner

Primary Examiner — John Windmuller
Assistant Examiner — Steven Czyz


(57) **CLAIM**

The ornamental design for a collapsible brush, as shown, and described.

DESCRIPTION

FIG. 1 is a front view of the collapsible brush, shown with the head retracted inside the housing;
FIG. 2 is a rear view thereof;
FIG. 3 is a left side view thereof;
FIG. 4 is a right side view thereof;
FIG. 5 is a top view thereof;
FIG. 6 is a bottom view thereof;
FIG. 7 is a perspective view thereof;
FIG. 8 is a front view of the collapsible brush, shown with the head extended outside the housing;
FIG. 9 is a rear view thereof;
FIG. 10 is a left side view thereof;
FIG. 11 is a right side view thereof;
FIG. 12 is a top view thereof;
FIG. 13 is a bottom view thereof; and,
FIG. 14 is a perspective view thereof.
The broken lines depict partially visible interior details of the bottom of the housing that form no part of the claimed design.

1 Claim, 14 Drawing Sheets



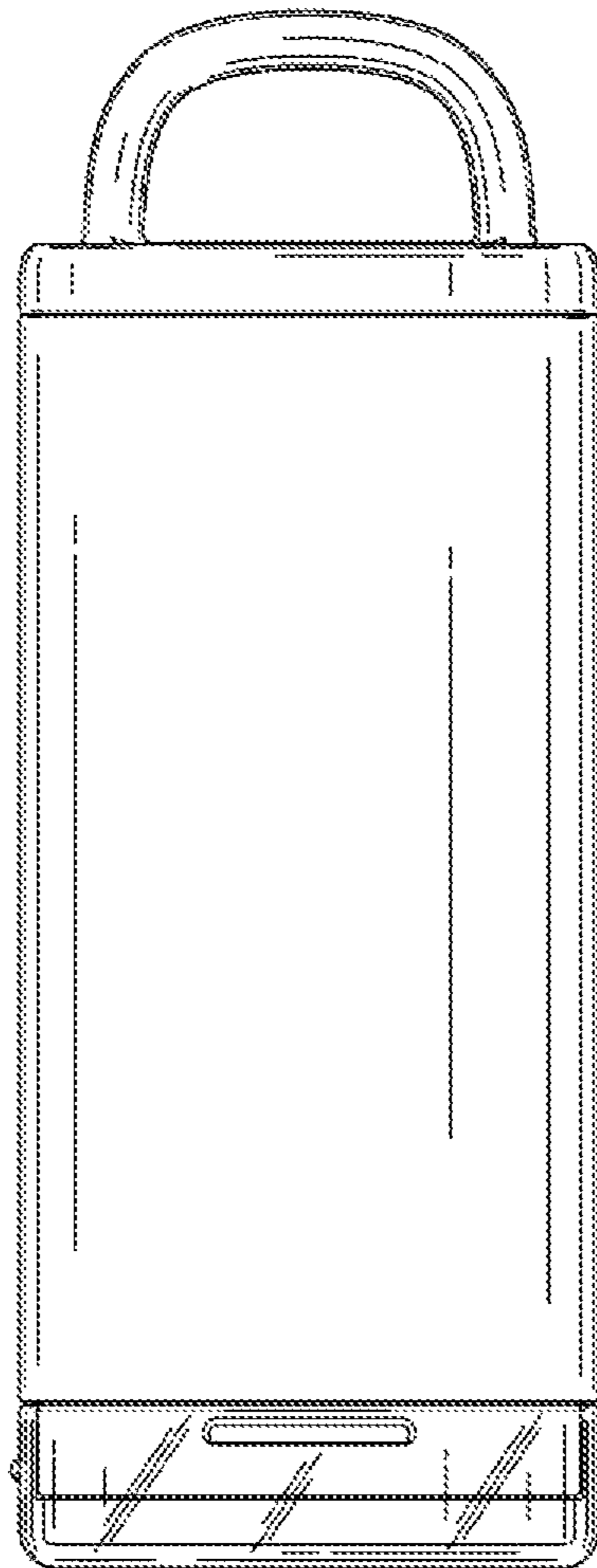


Figure 1




Figure 2




Figure 3

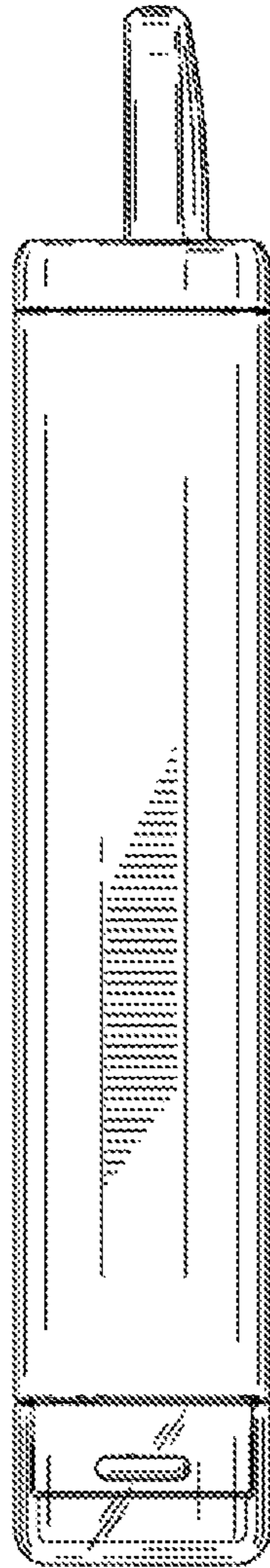


Figure 4

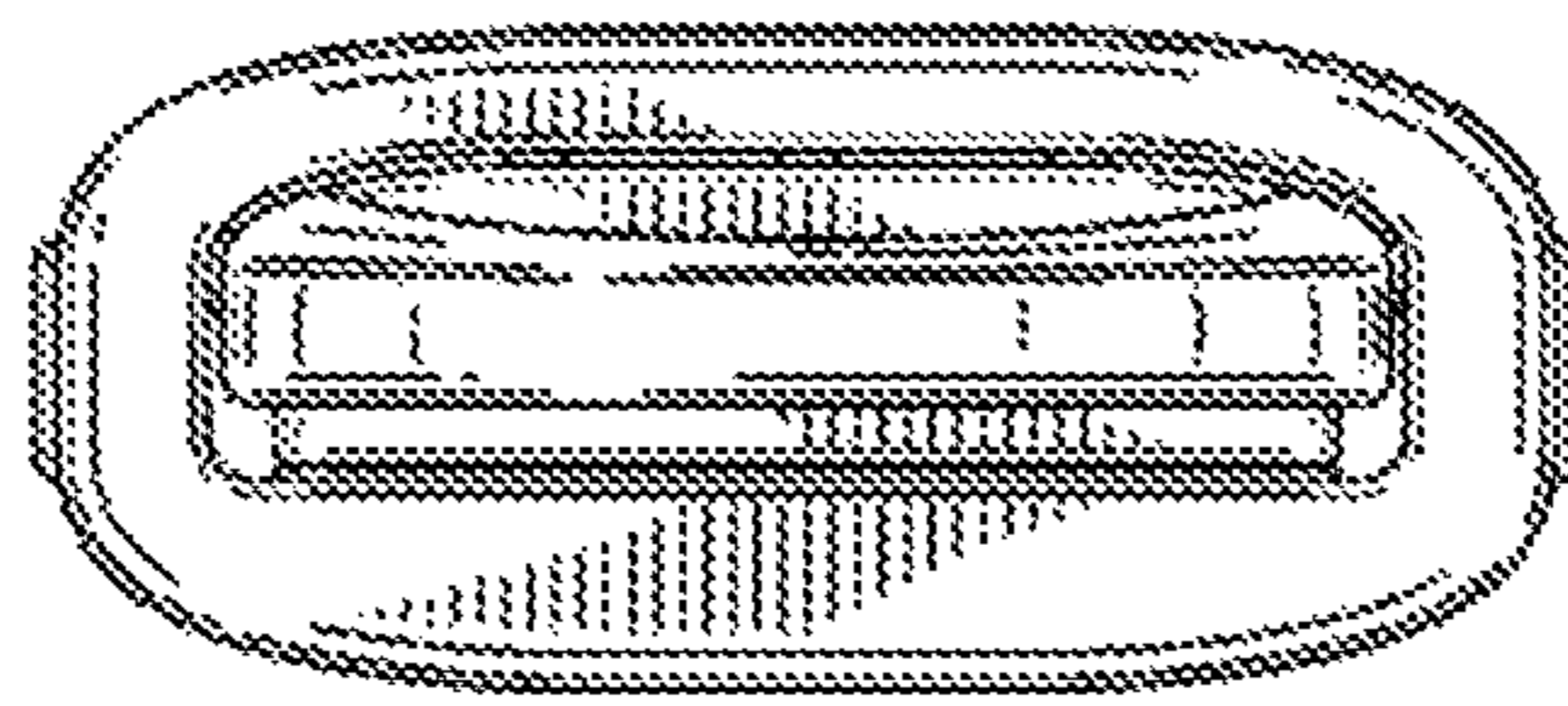


Figure 5

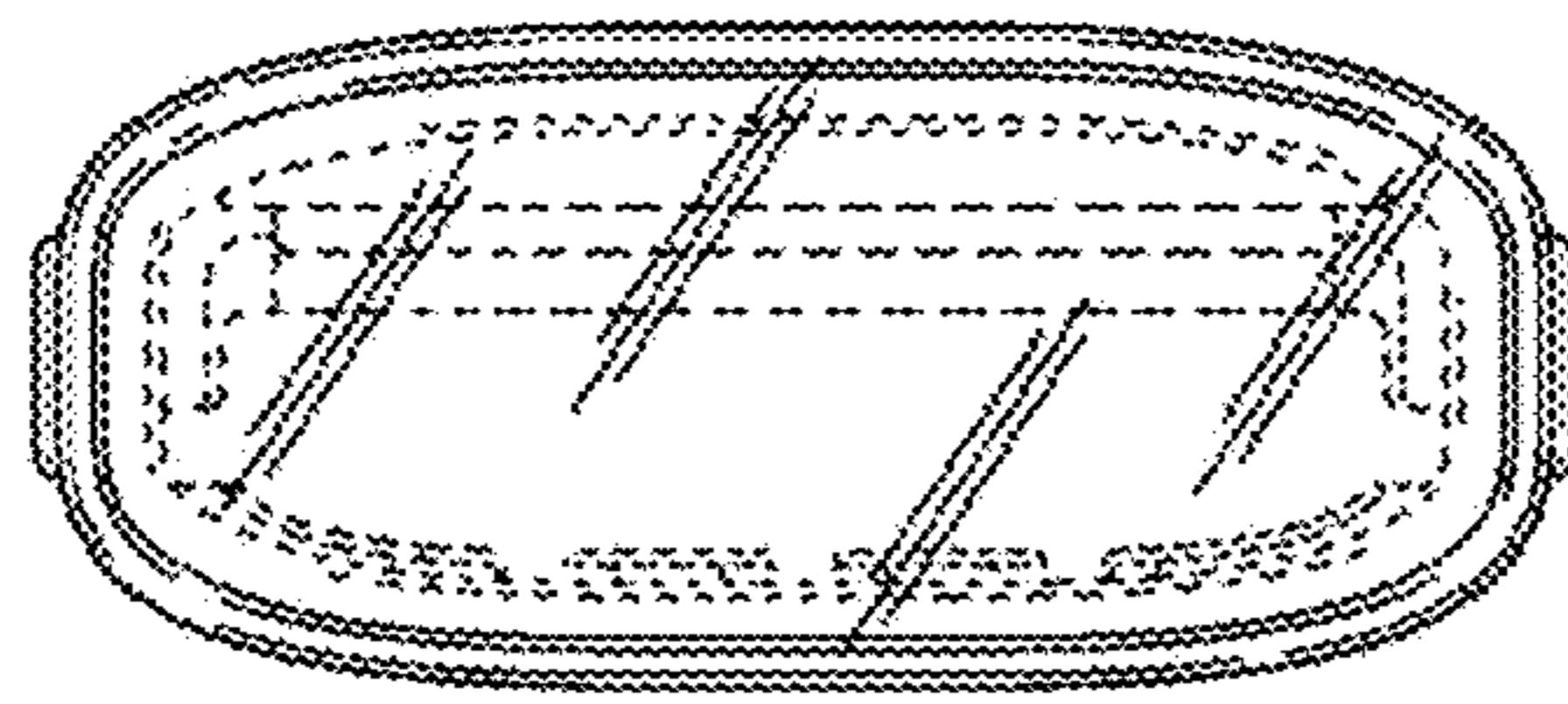


Figure 6




Figure 7

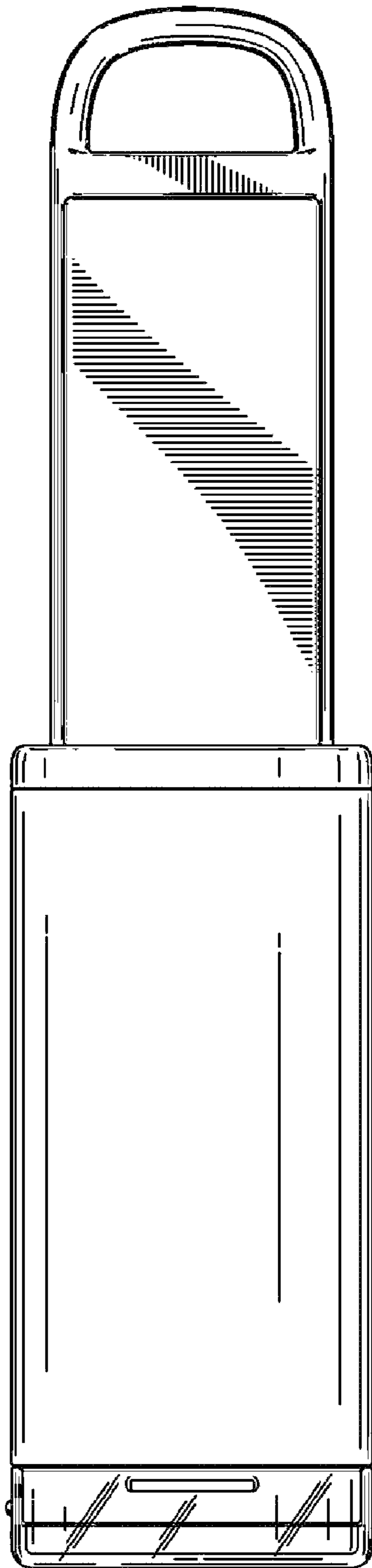


Figure 8

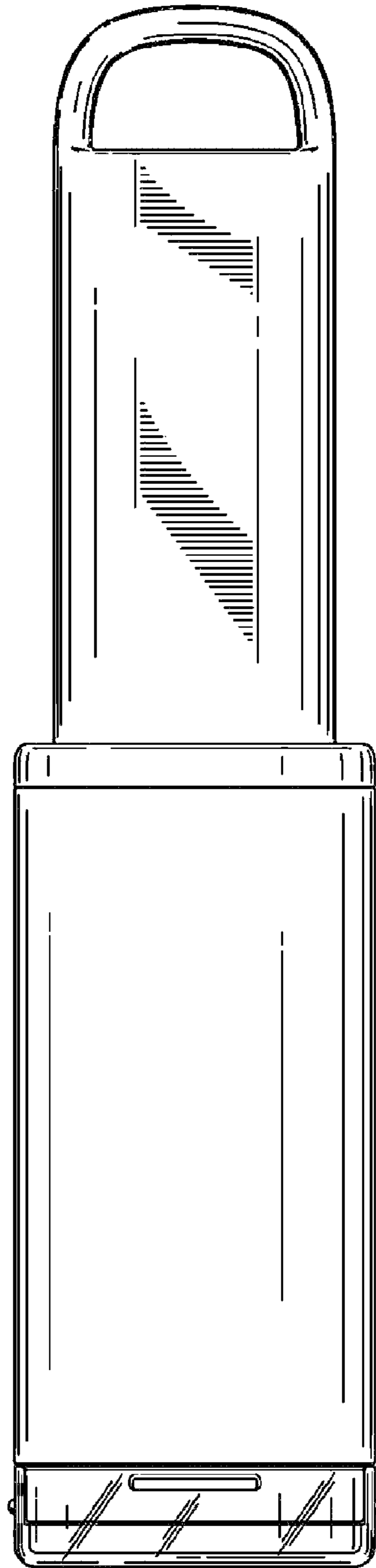


Figure 9

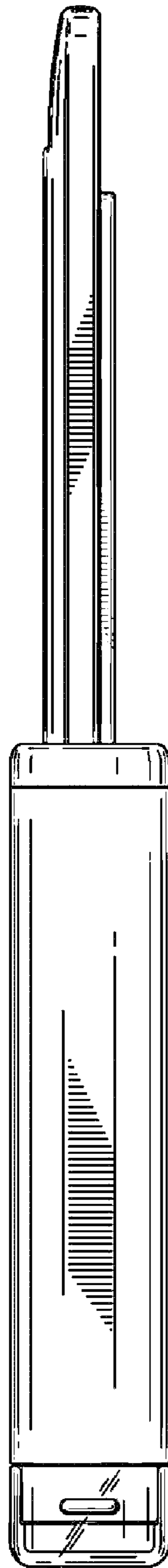


Figure 10

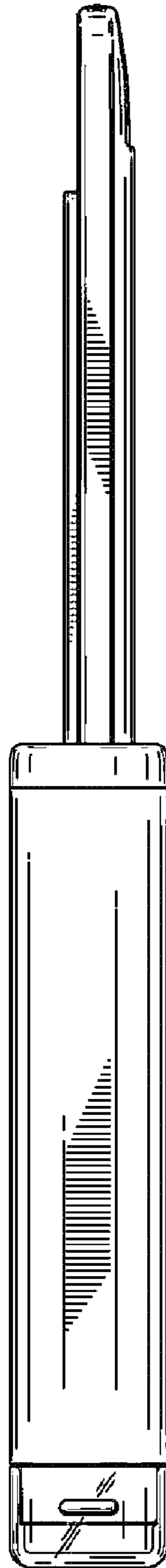


Figure 11

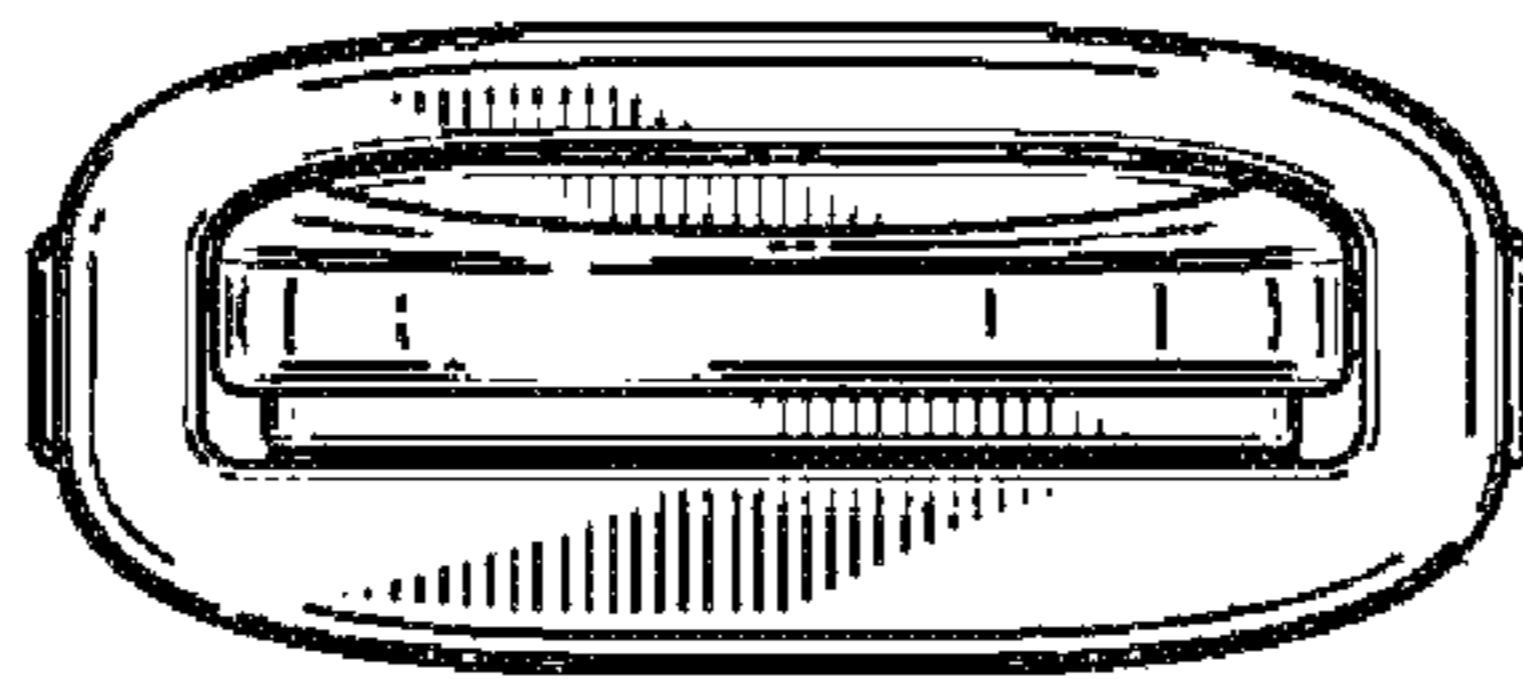


Figure 12




Figure 13

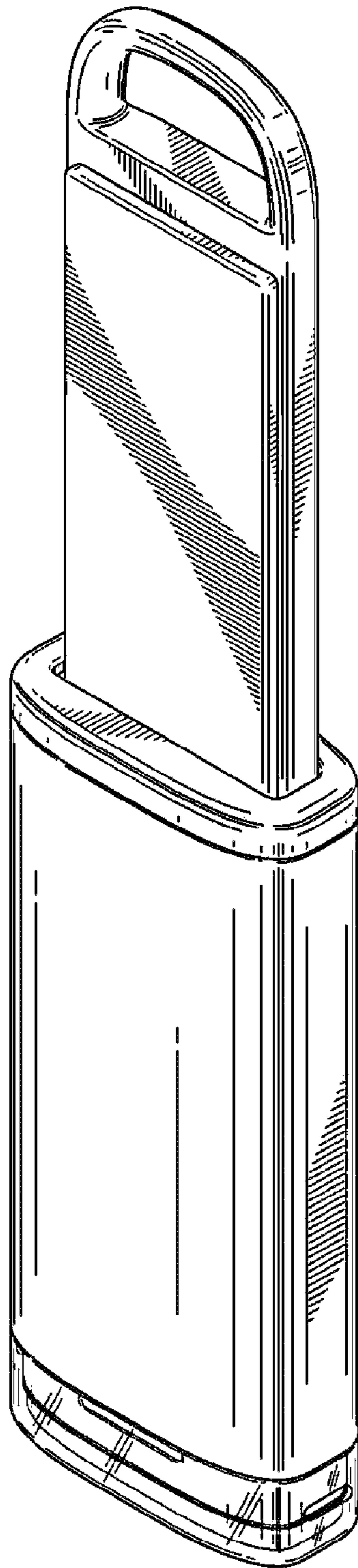


Figure 14