



US00D771944S

(12) **United States Design Patent**  
**Epicureo**

(10) **Patent No.:** **US D771,944 S**

(45) **Date of Patent:** **\*\* Nov. 22, 2016**

- (54) **STORAGE BAG**
- (71) Applicant: **CIE EUROPE**, Lomme (FR)
- (72) Inventor: **Giulio Epicureo**, Lille (FR)
- (73) Assignee: **CIE EUROPE**, Lomme (FR)
- (\*\*) Term: **15 Years**
- (21) Appl. No.: **29/542,160**
- (22) Filed: **Oct. 12, 2015**
- (30) **Foreign Application Priority Data**  
  - Apr. 16, 2015 (WO) ..... DM/086558
- (51) **LOC (10) Cl.** ..... **03-01**
- (52) **U.S. Cl.**  
  - USPC ..... **D3/305**
- (58) **Field of Classification Search**  
  - USPC ..... D3/273, 276, 286, 298, 299, 302, 303,  
D3/304, 305, 307, 308, 309
  - CPC A45C 3/0001; A45C 2003/002; A45C 5/00;  
A45C 5/02; B65D 1/22; B65D 43/162;  
B65D 81/02; B65D 81/3813
  - See application file for complete search history.

- 7,044,277 B2 \* 5/2006 Redzisz ..... A45C 7/0077  
190/107
- 7,143,932 B2 \* 12/2006 Wang ..... A45C 7/0036  
220/495.1
- 7,152,737 B2 \* 12/2006 Chin ..... A45C 13/103  
206/233
- D573,793 S \* 7/2008 Bakker ..... D3/283
- D575,059 S \* 8/2008 Cappiello ..... D3/283
- D577,196 S \* 9/2008 Hayden ..... D3/286
- D582,676 S \* 12/2008 Rothschild ..... D3/276
- 7,534,041 B2 \* 5/2009 Godshaw ..... A45C 7/0036  
119/474
- D598,194 S \* 8/2009 Turvey ..... D3/289
- D599,550 S \* 9/2009 Turvey ..... D3/289
- D602,253 S \* 10/2009 Rees ..... D3/272
- D608,095 S \* 1/2010 Turvey ..... D3/289
- D612,605 S \* 3/2010 Turvey ..... D3/289
- 7,815,024 B1 \* 10/2010 Quimpo ..... A45C 7/0036  
190/107
- D656,315 S \* 3/2012 Kwon ..... D3/289
- D658,374 S \* 5/2012 Anderson ..... D3/273
- 8,177,431 B2 \* 5/2012 Turvey ..... B65D 33/004  
383/117
- D697,339 S \* 1/2014 Cobb ..... D6/667

(Continued)

*Primary Examiner* — Kelley Donnelly  
(74) *Attorney, Agent, or Firm* — Ladas & Parry LLP

(57) **CLAIM**

The ornamental design for a storage bag, as shown and described.

**DESCRIPTION**

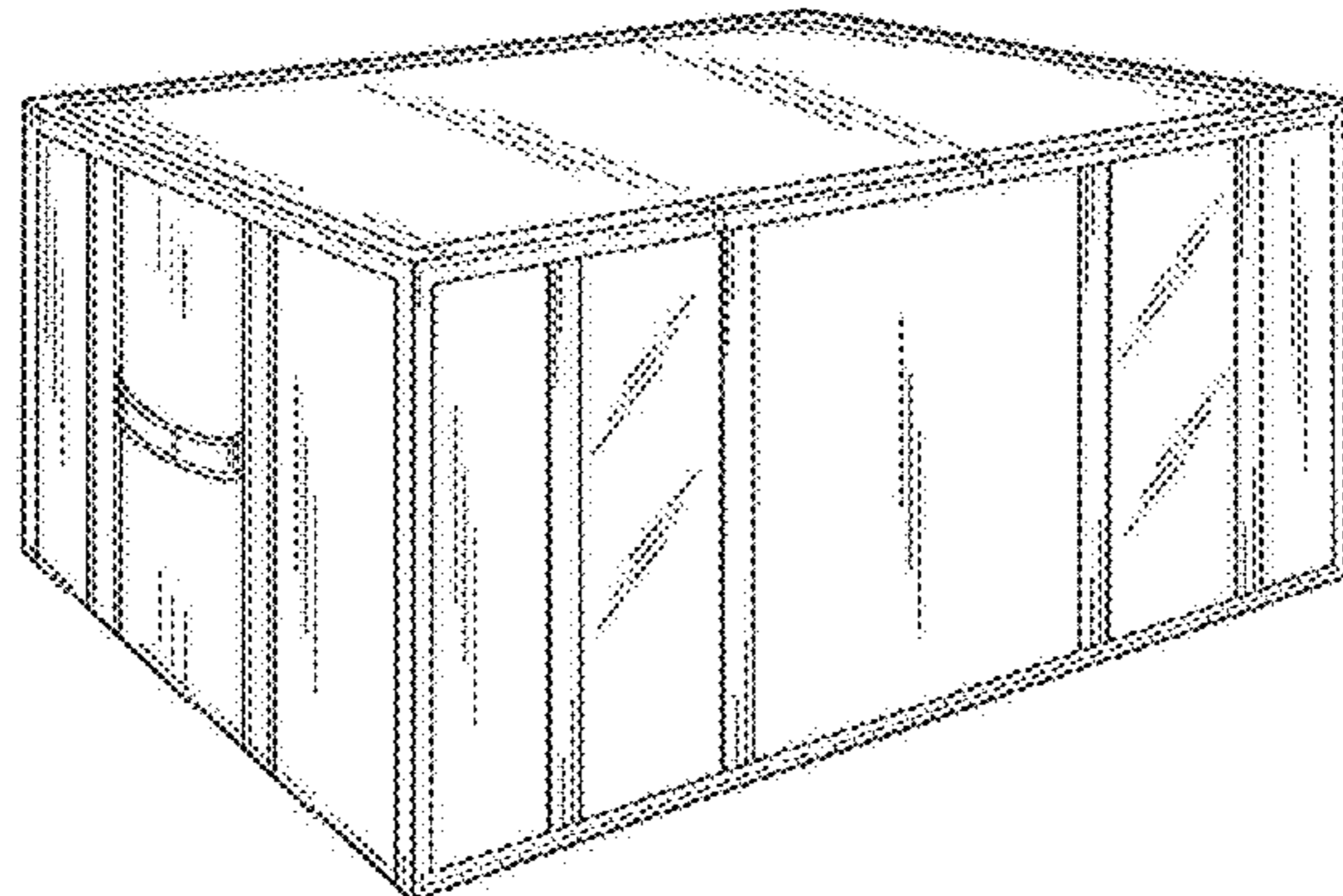
FIG. 1 is a perspective view from the front, top, and left side of the storage bag embodying our new design;  
 FIG. 2 is a front elevational view thereof;  
 FIG. 3 is a rear elevational view thereof;  
 FIG. 4 is a left side elevational view thereof, the right side elevational view appearing the same;  
 FIG. 5 is a top plan view thereof;  
 FIG. 6 is a bottom plan view thereof; and,  
 FIG. 7 is a perspective view of the storage bag in the open position.  
 The broken lines showing is included for the purpose of illustrating environment and forms no part of the claimed design.

**1 Claim, 6 Drawing Sheets**

(56) **References Cited**

**U.S. PATENT DOCUMENTS**

- D273,533 S \* 4/1984 Weinreb ..... D3/268
- 5,011,008 A \* 4/1991 Baker ..... B65D 85/16  
131/112
- 5,518,315 A \* 5/1996 Nichols ..... A45C 13/36  
383/119
- D389,646 S \* 1/1998 Sankey ..... D3/294
- 5,904,230 A \* 5/1999 Peterson ..... A45C 11/20  
190/107
- D414,379 S \* 9/1999 Haberkorn ..... D3/287
- D437,483 S \* 2/2001 Bisbal ..... D3/276
- D447,340 S \* 9/2001 Snider ..... D3/276
- D447,630 S \* 9/2001 Snider ..... D3/276
- D452,075 S \* 12/2001 Mogil ..... D3/289
- D465,649 S \* 11/2002 Sharples ..... D3/279
- D479,898 S \* 9/2003 Scola ..... D3/278
- D496,530 S \* 9/2004 Wolf ..... D3/273



# US D771,944 S

Page 2

---

(56)

## References Cited

### U.S. PATENT DOCUMENTS

D738,107 S *	9/2015	Adler	.....	D3/289
2005/0150807 A1 *	7/2005	Siwak	.....	A45C 11/20 206/542
D718,053 S *	11/2014	McFreen	.....	D3/279

\* cited by examiner

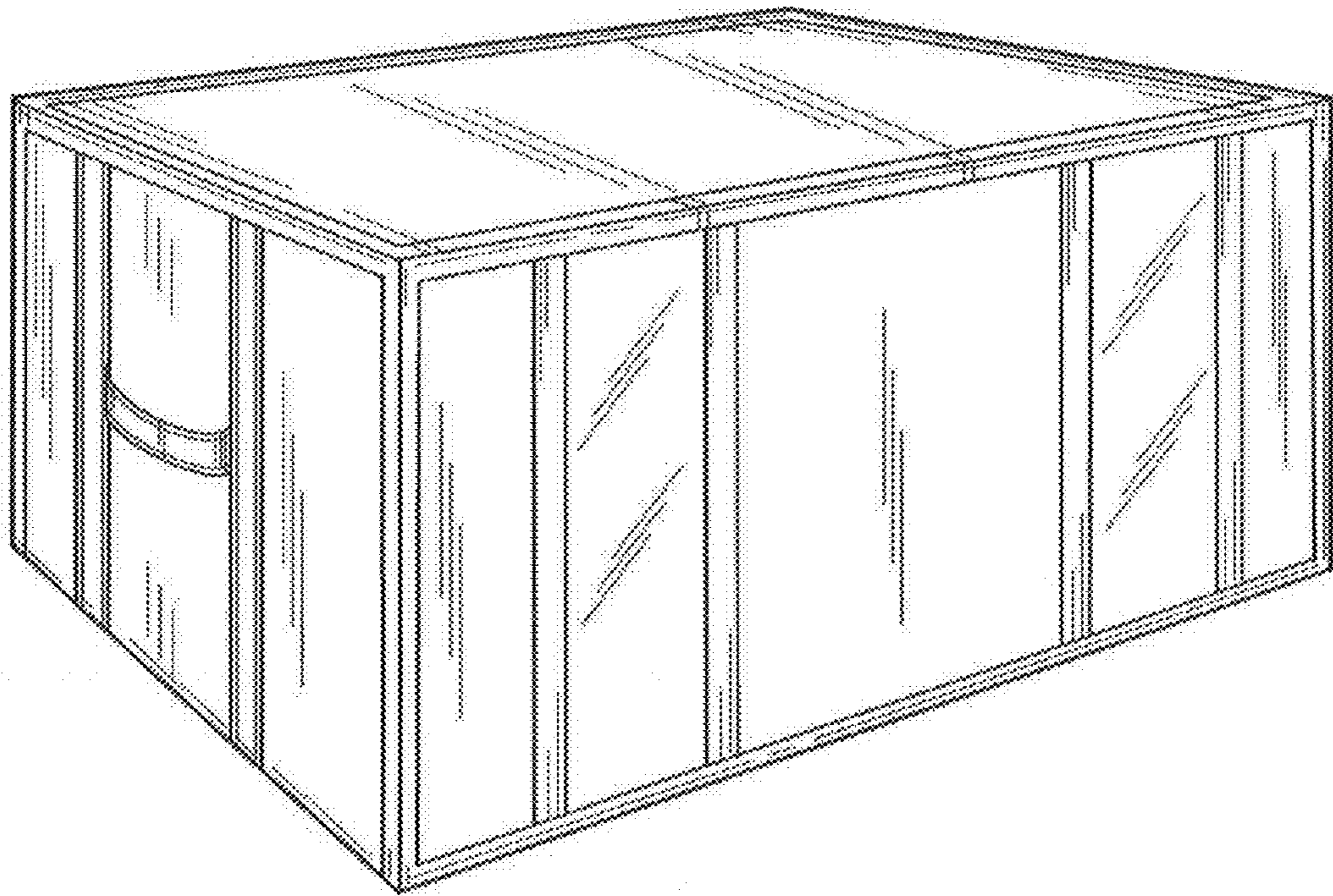


FIG. 1

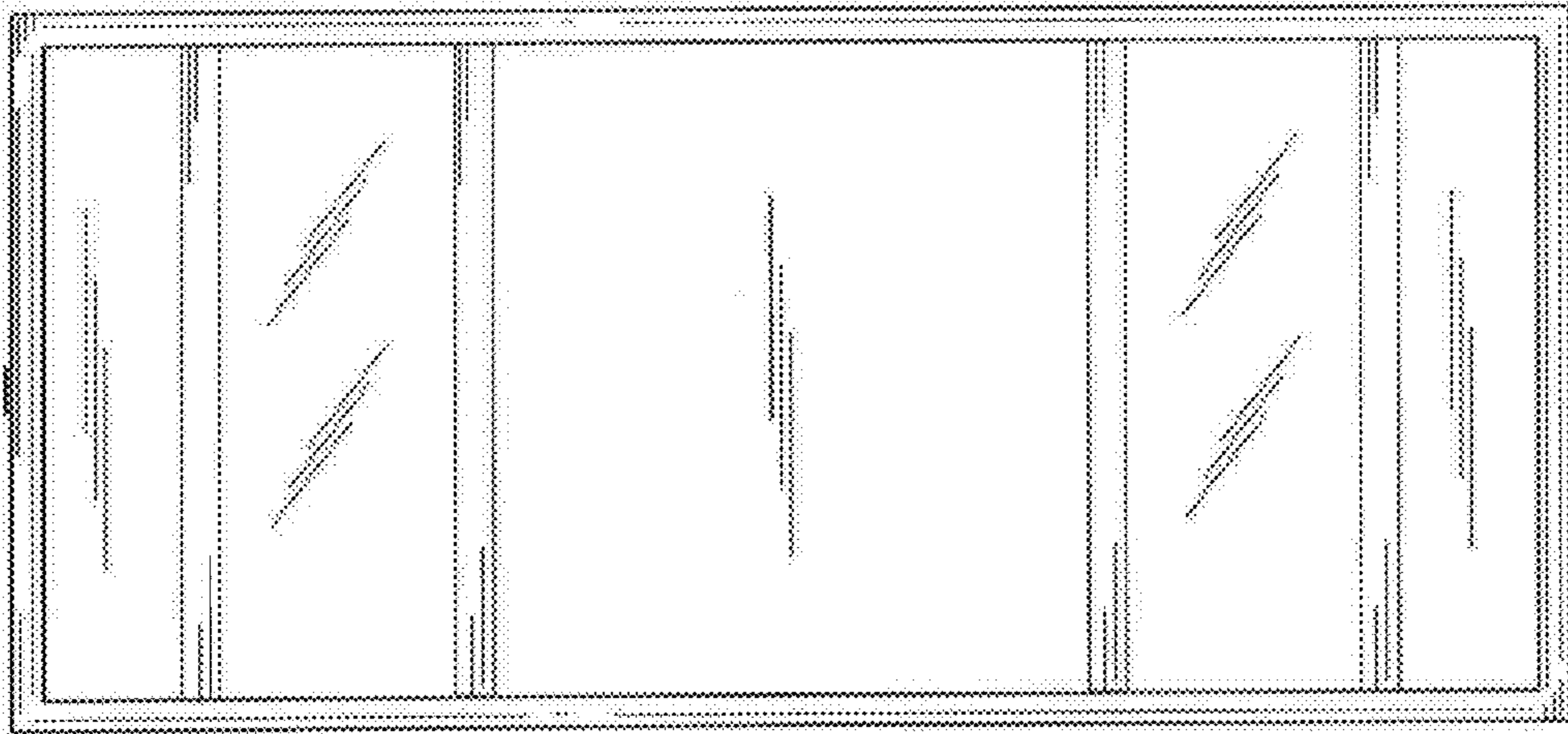


FIG. 2


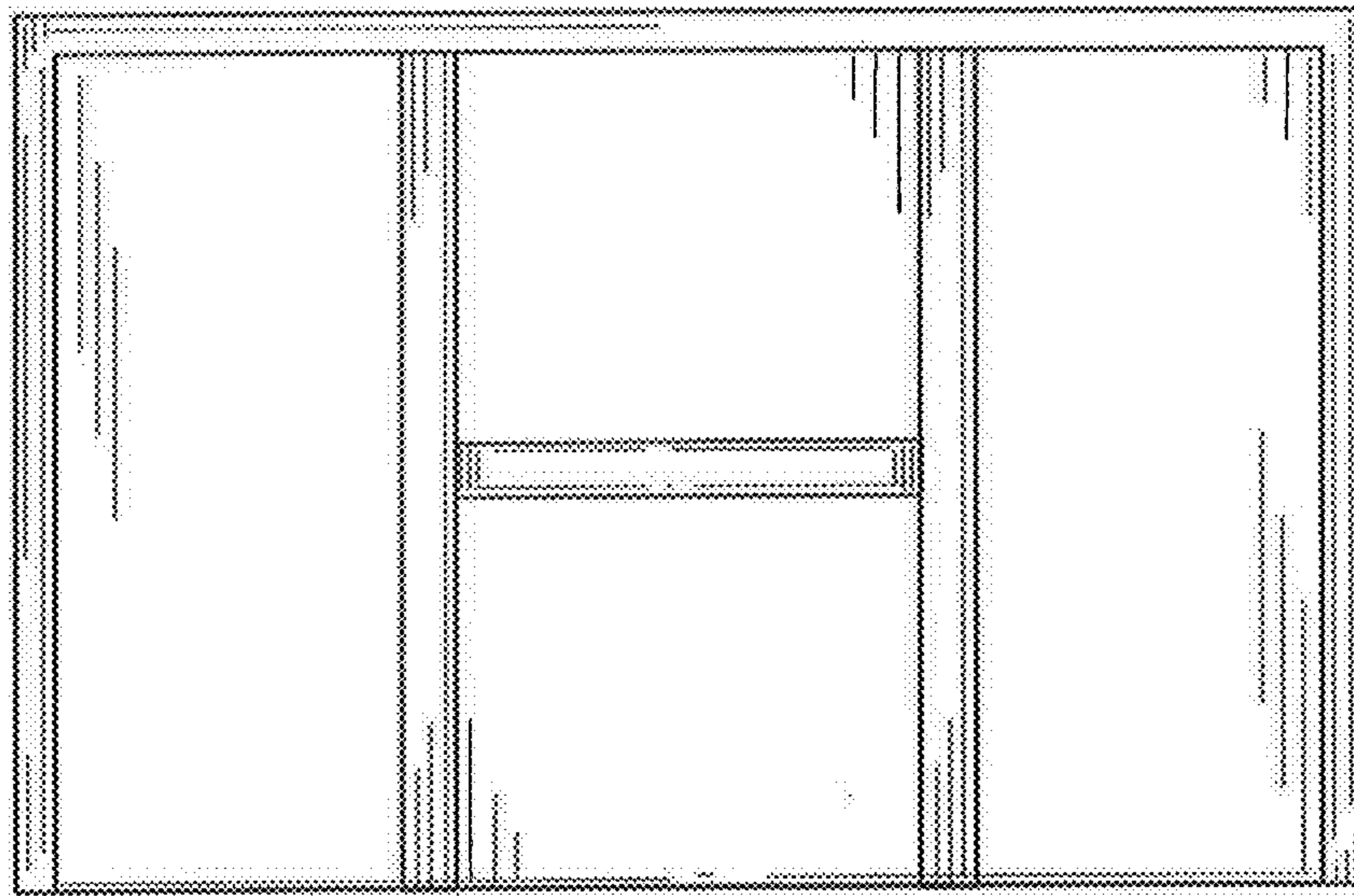


FIG. 3



**FIG. 4**





FIG. 5



**FIG. 6**

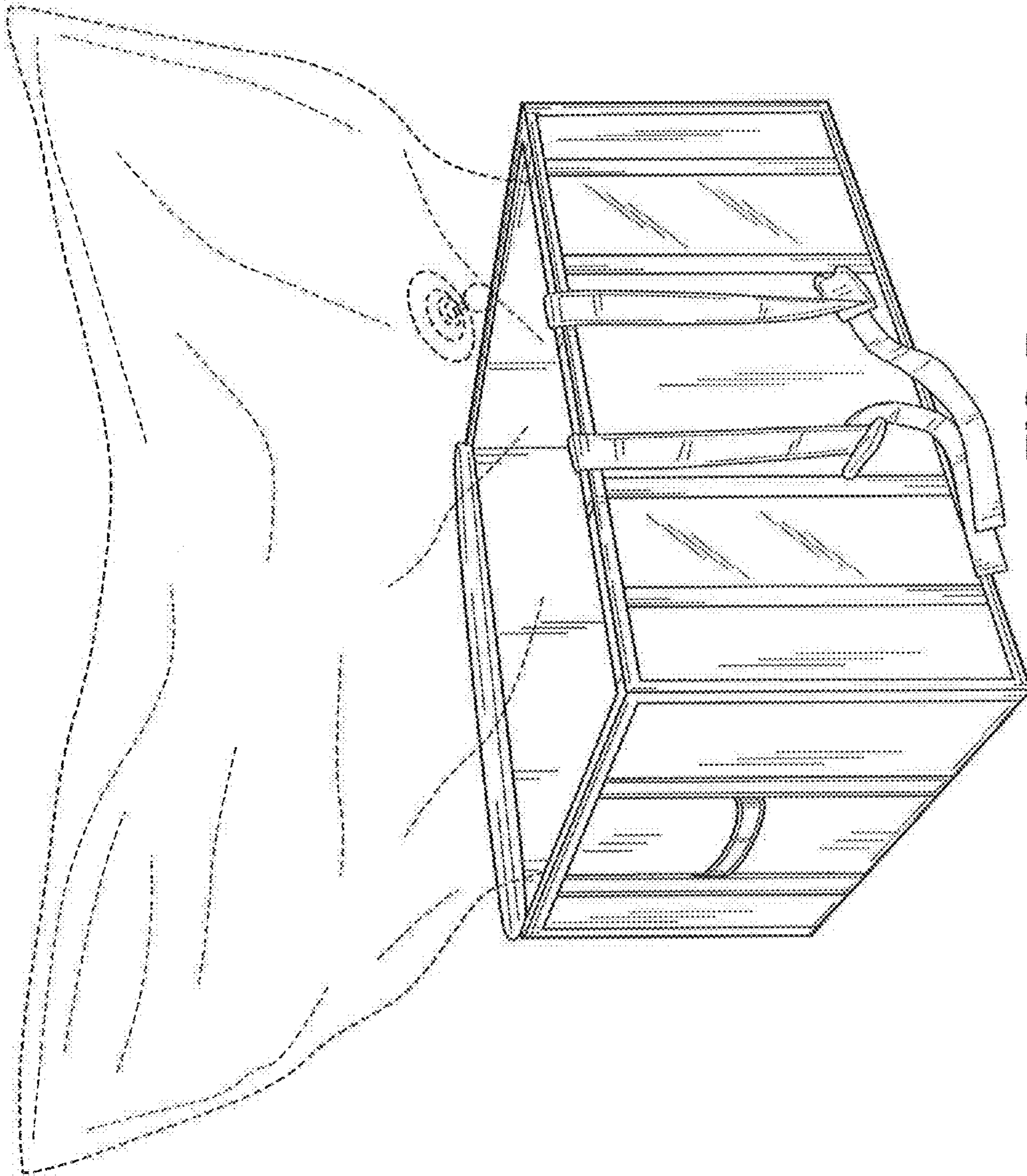


FIG. 7