



US00D771941S

(12) **United States Design Patent**
Calebaugh

(10) **Patent No.:** **US D771,941 S**

(45) **Date of Patent:** **** Nov. 22, 2016**

(54) **FISHING POLE PROTECTOR**

(71) Applicant: **John D. Calebaugh**, Montgomery, IL
(US)

(72) Inventor: **John D. Calebaugh**, Montgomery, IL
(US)

(**) Term: **14 Years**

(21) Appl. No.: **29/496,145**

(22) Filed: **Jul. 9, 2014**

(51) **LOC (10) Cl.** **03-01**

(52) **U.S. Cl.**
USPC **D3/260**

(58) **Field of Classification Search**
USPC D3/201, 203, 203.5, 204, 205, 206, 217,
D3/221, 229, 218, 227, 232-233, 239,
D3/240-243, 245, 246, 249, 255, 260, 261,
D3/262, 271.12, 289, 301, 303, 318, 323,
D3/327, 328, 900; D8/97, 107, 300, 303,
D8/313, 314, 321; D15/5, 18
CPC A01K 97/08
See application file for complete search history.

(56) **References Cited**

U.S. PATENT DOCUMENTS

D119,087 S * 2/1940 Freemark D3/262
D226,407 S * 2/1973 Doman 220/8
D302,902 S * 8/1989 Kaufman D3/261
D352,394 S * 11/1994 Deioma D3/261
D381,805 S * 8/1997 Case D3/229

D410,333 S * 6/1999 Coca D3/260
D419,294 S * 1/2000 Wang D3/255
D461,634 S * 8/2002 Watson, Sr. D3/255
D588,360 S * 3/2009 Scott D3/260
D738,612 S * 9/2015 Winiski D3/205
D738,613 S * 9/2015 Winiski D3/205

* cited by examiner

Primary Examiner — Robert M Spear

Assistant Examiner — Eliza Bennett-Hattan

(74) *Attorney, Agent, or Firm* — Knobbe, Martens, Olson
& Bear, LLP

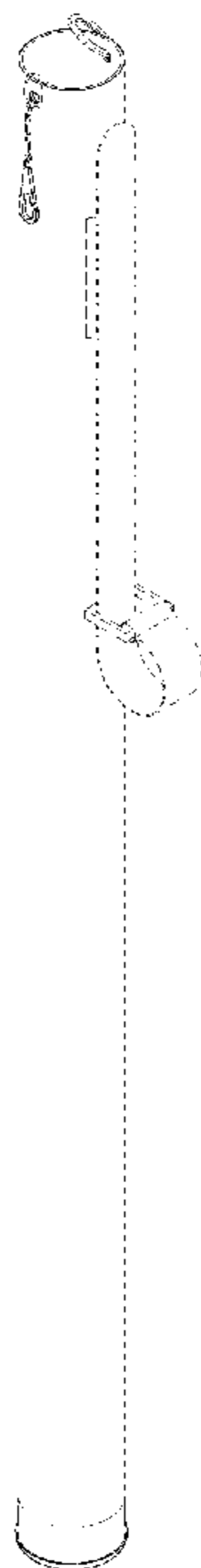
(57) **CLAIM**

The ornamental design for a fishing pole protector, as shown
and described.

DESCRIPTION

FIG. 1 is a front perspective view of the fishing pole
protector of the present design;
FIG. 2 is a rear perspective view thereof;
FIG. 3 is a front elevational view thereof;
FIG. 4 is a rear elevational view thereof;
FIG. 5 is a left side elevational view thereof;
FIG. 6 is a right side elevational view thereof;
FIG. 7 is a bottom plan view thereof;
FIG. 8 is a top plan view thereof; and,
FIG. 9 is a front perspective view of the fishing pole
protector with the fishing pole securement features shown in
broken lines for clarity of disclosure.
The broken lines in the drawings form no part of the claimed
design.

1 Claim, 5 Drawing Sheets



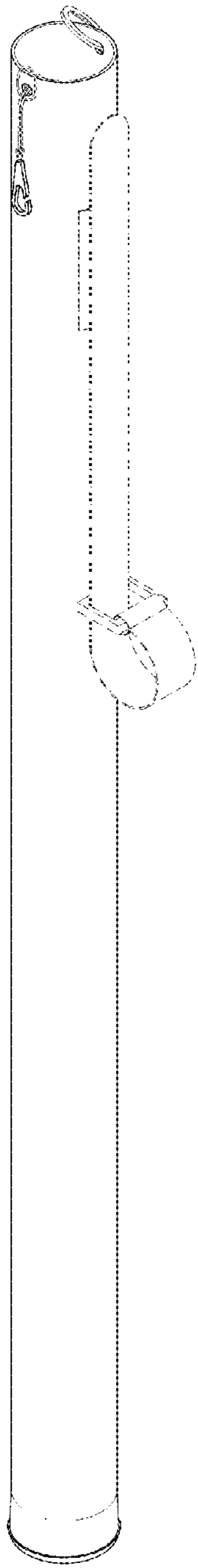


FIG. 1

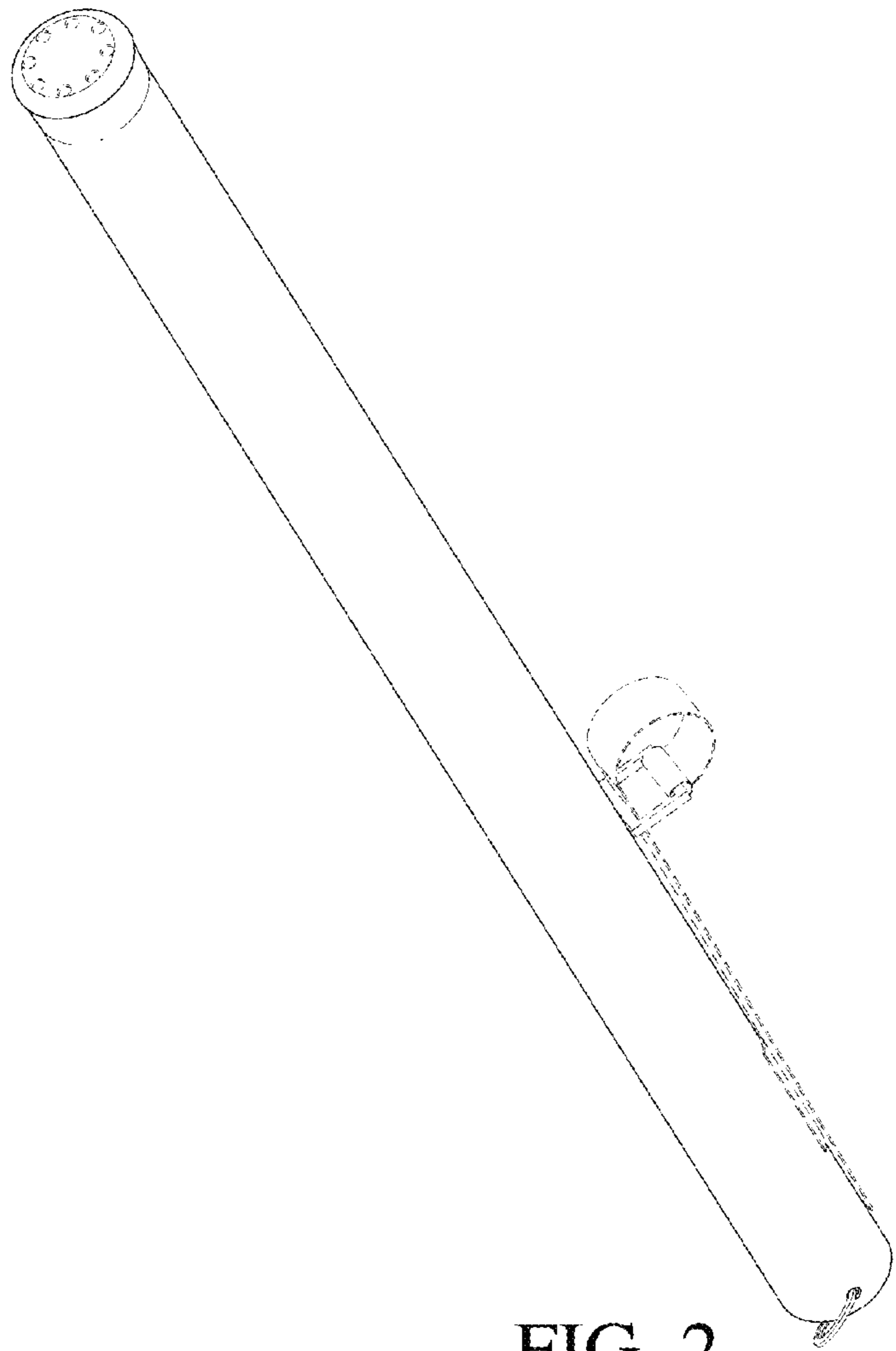


FIG. 2

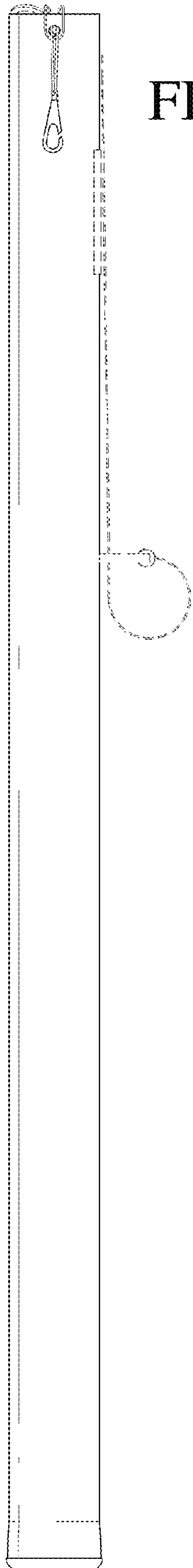


FIG. 3

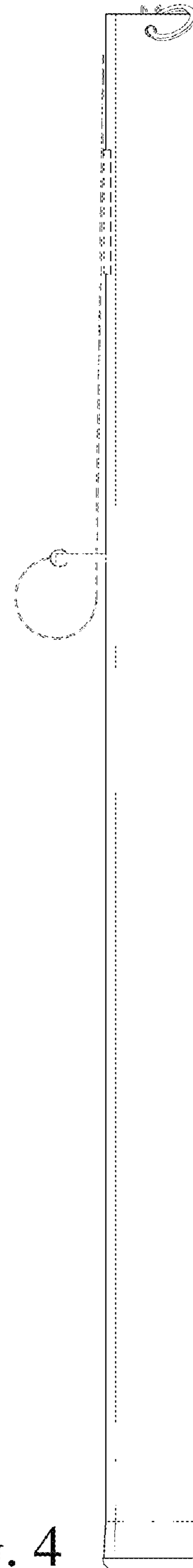


FIG. 4

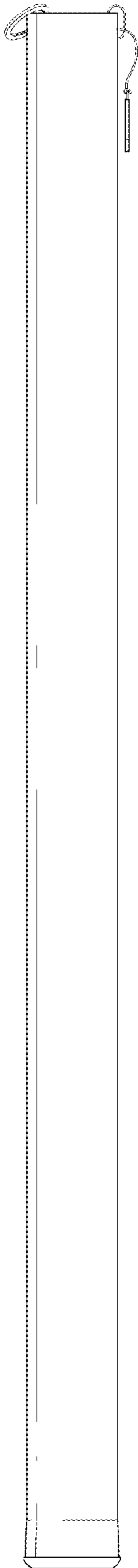


FIG. 5

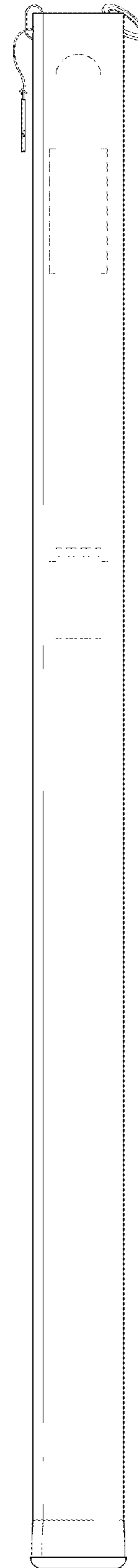


FIG. 6

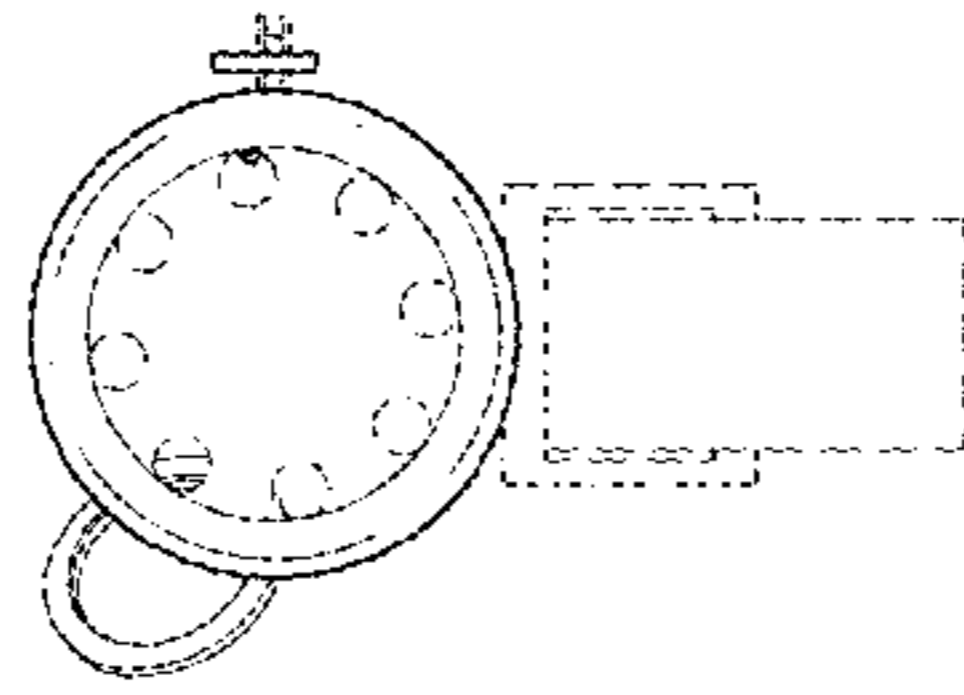


FIG. 7

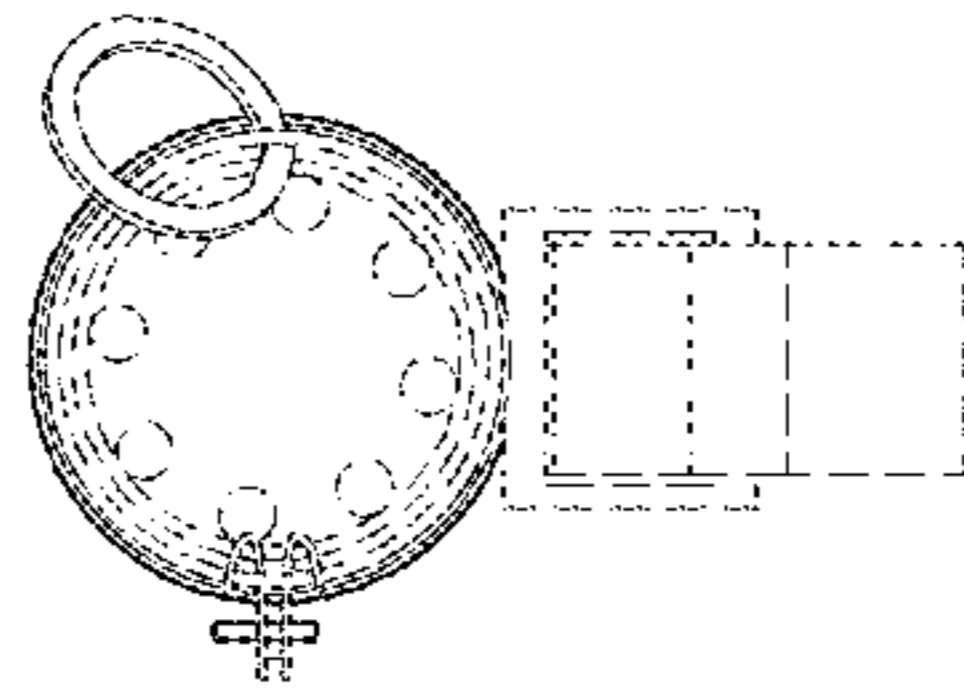


FIG. 8




FIG. 9