



US00D771927S

(12) **United States Design Patent** (10) **Patent No.:** **US D771,927 S**
Rasmussen (45) **Date of Patent:** **** Nov. 22, 2016**

(54) **SHOE UPPER**
(71) Applicant: **NIKE, Inc.**, Beaverton, OR (US)
(72) Inventor: **Jeff Rasmussen**, Portland, OR (US)
(73) Assignee: **NIKE, Inc.**, Beaverton, OR (US)
(**) Term: **15 Years**
(21) Appl. No.: **29/545,712**
(22) Filed: **Nov. 16, 2015**
(51) **LOC (10) Cl.** **02-99**
(52) **U.S. Cl.**
USPC **D2/972**
(58) **Field of Classification Search**
USPC D2/902, 906-908, 944, 946, 969,
D2/972-974
CPC A43B 13/181; A43B 13/141; A43B 13/186;
A43B 13/188; A43B 23/00; A43B 23/02;
A43B 5/00; A43B 23/26; A43B 1/04; A43B
11/14; A43B 7/00; A43B 23/0205; A43B
23/024; A43B 23/0295; A43C 1/00; A43C
11/00; A43C 5/00
See application file for complete search history.

(56) **References Cited**
U.S. PATENT DOCUMENTS
1,695,225 A * 12/1928 Bohr A43B 23/0205
12/142 V
D82,079 S * 9/1930 Daniels D2/974
D124,254 S * 12/1940 L'Hollier et al. D2/908
D404,194 S * 1/1999 Smith D2/972
D522,729 S * 6/2006 Fogg D2/972
D528,286 S * 9/2006 Schambra D2/972
D587,001 S * 2/2009 Jarvis D2/972
D595,499 S 7/2009 Dekovic
D608,540 S * 1/2010 Dekovic D2/972
D614,389 S * 4/2010 Petrie D2/972
D687,220 S 8/2013 Aveni

D707,436 S * 6/2014 Seamarks D2/972
D707,947 S * 7/2014 Seamarks D2/972
D708,432 S * 7/2014 Campbell D2/972
D712,132 S 9/2014 O'Connor
D722,226 S * 2/2015 Williams, Jr. D2/972
D722,759 S * 2/2015 Weddle D2/907
D748,389 S * 2/2016 Small D2/972
D753,376 S * 4/2016 Birkinhead D2/902
D756,621 S * 5/2016 Weddle D2/969

OTHER PUBLICATIONS

Nike Footwear Catalog, 2014 Fall Sporting Goods Footwear Best,
p. 38, published Nov. 1, 2013, NIKE, Inc., USA.
Nike Footwear Catalog, 2014 Fall Sporting Goods Footwear Best,
p. 43, published Nov. 1, 2013, NIKE, Inc., USA.

* cited by examiner

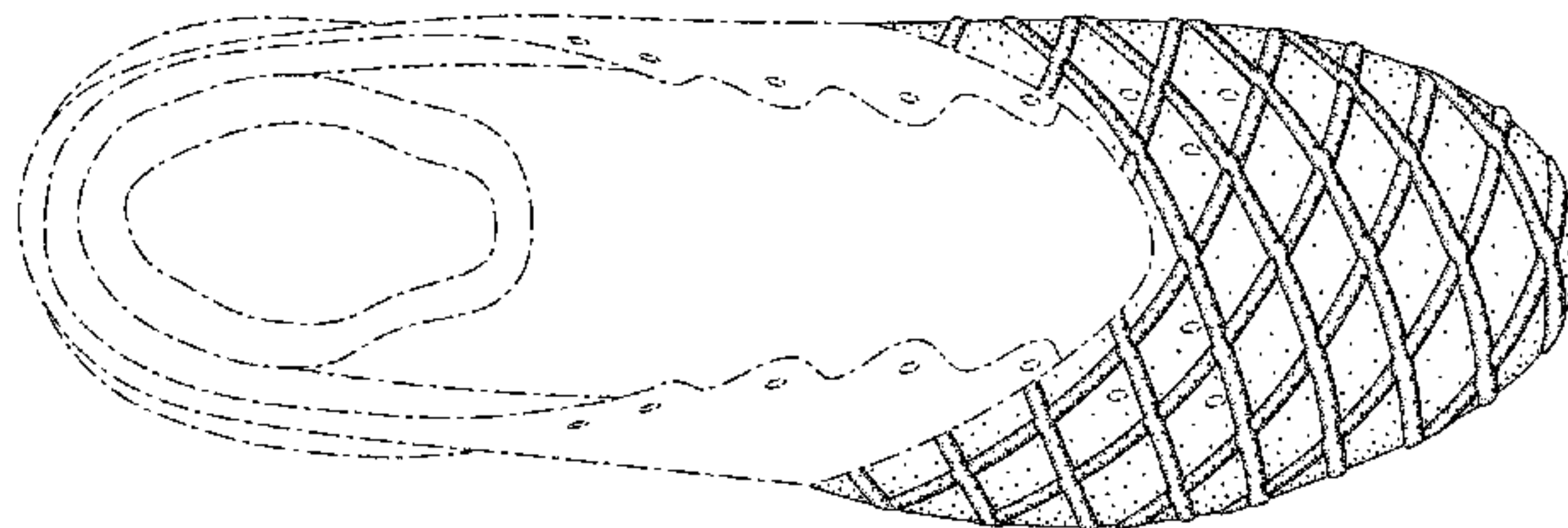
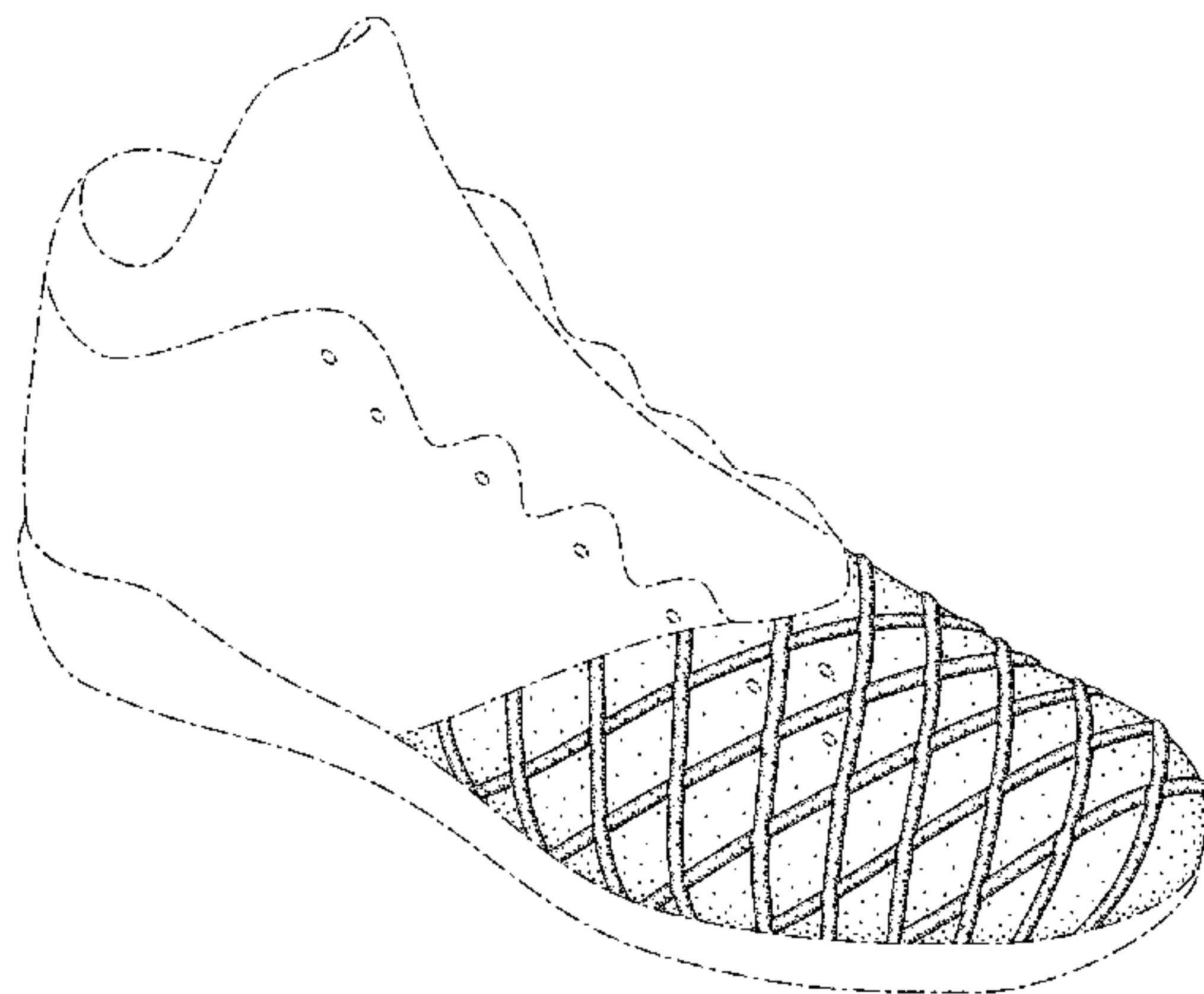
Primary Examiner — Dominic Simone
(74) *Attorney, Agent, or Firm* — Banner & Witcoff, Ltd.

(57) **CLAIM**
The ornamental design for a shoe upper, as shown and
described.

DESCRIPTION

FIG. 1 is a front perspective view of a shoe upper showing
my new design;
FIG. 2 is a side view thereof;
FIG. 3 is a second side view thereof;
FIG. 4 is a toe end view thereof; and,
FIG. 5 is a top view thereof.
The broken lines immediately adjacent to the shaded area
represent unclaimed boundaries of the design. The six
unshaded regions within the shaded area are unclaimed. The
broken lines showing the remainder of the shoe are for
environmental purposes only and form no part of the
claimed design.

1 Claim, 5 Drawing Sheets



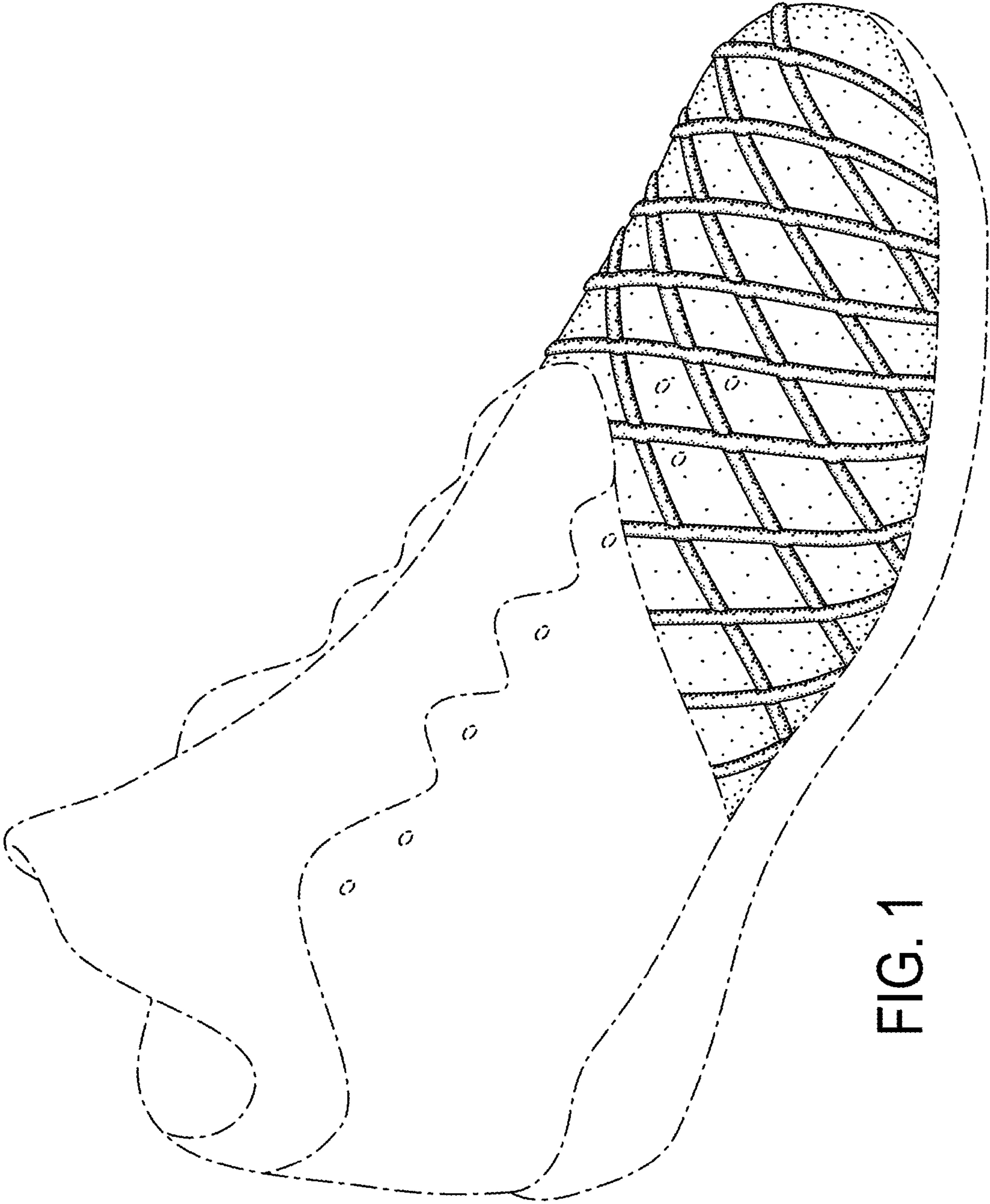


FIG. 1

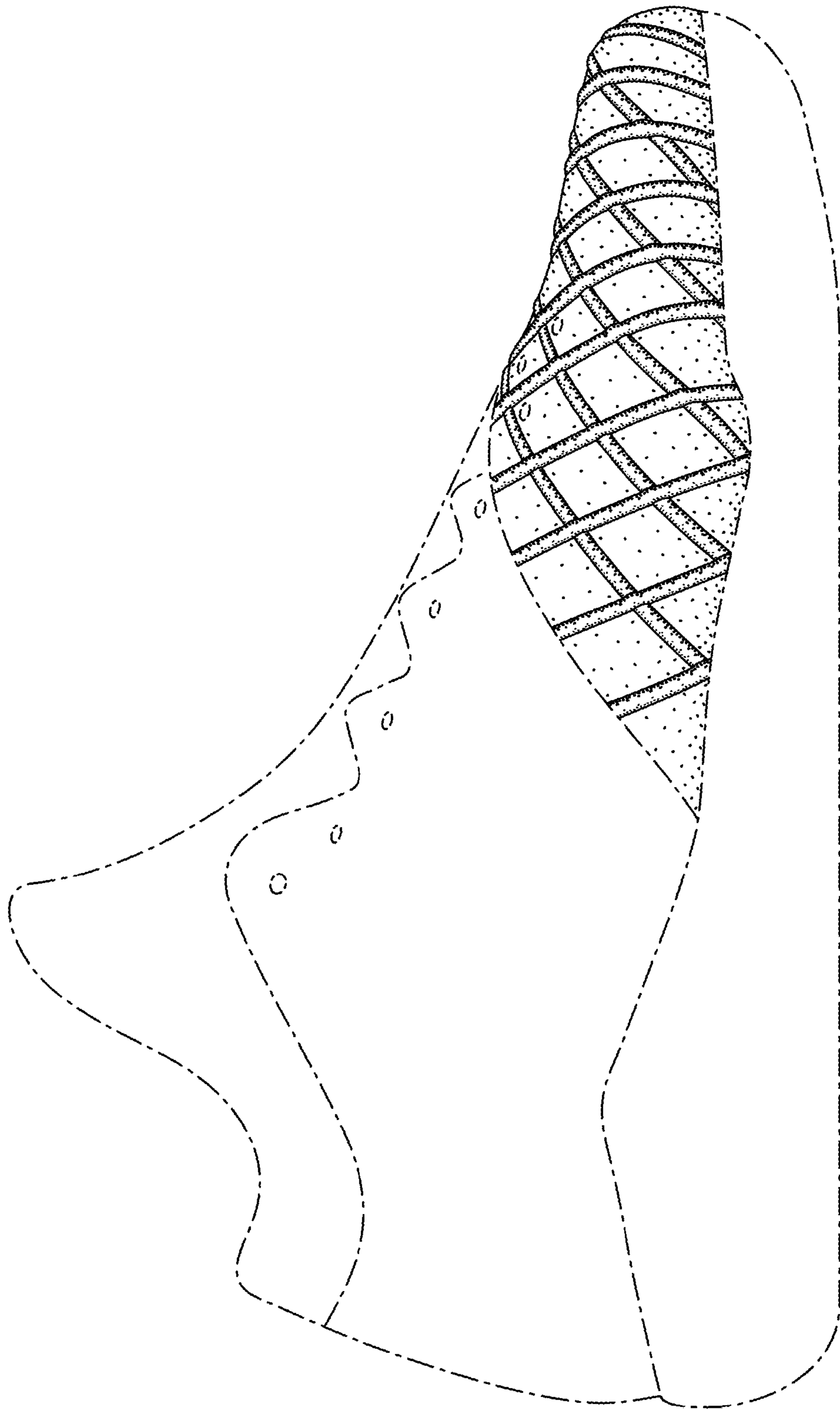


FIG. 2

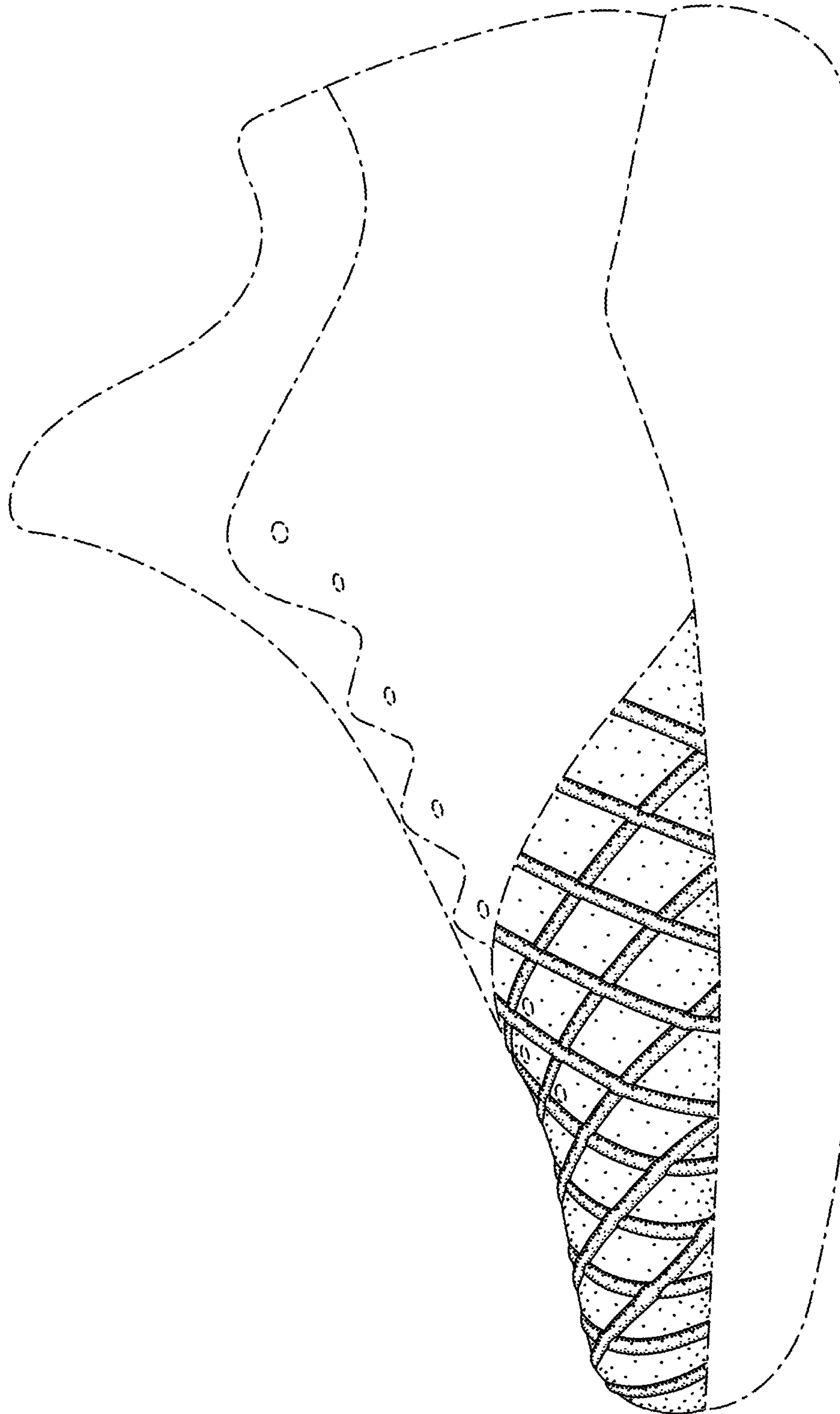


FIG.3

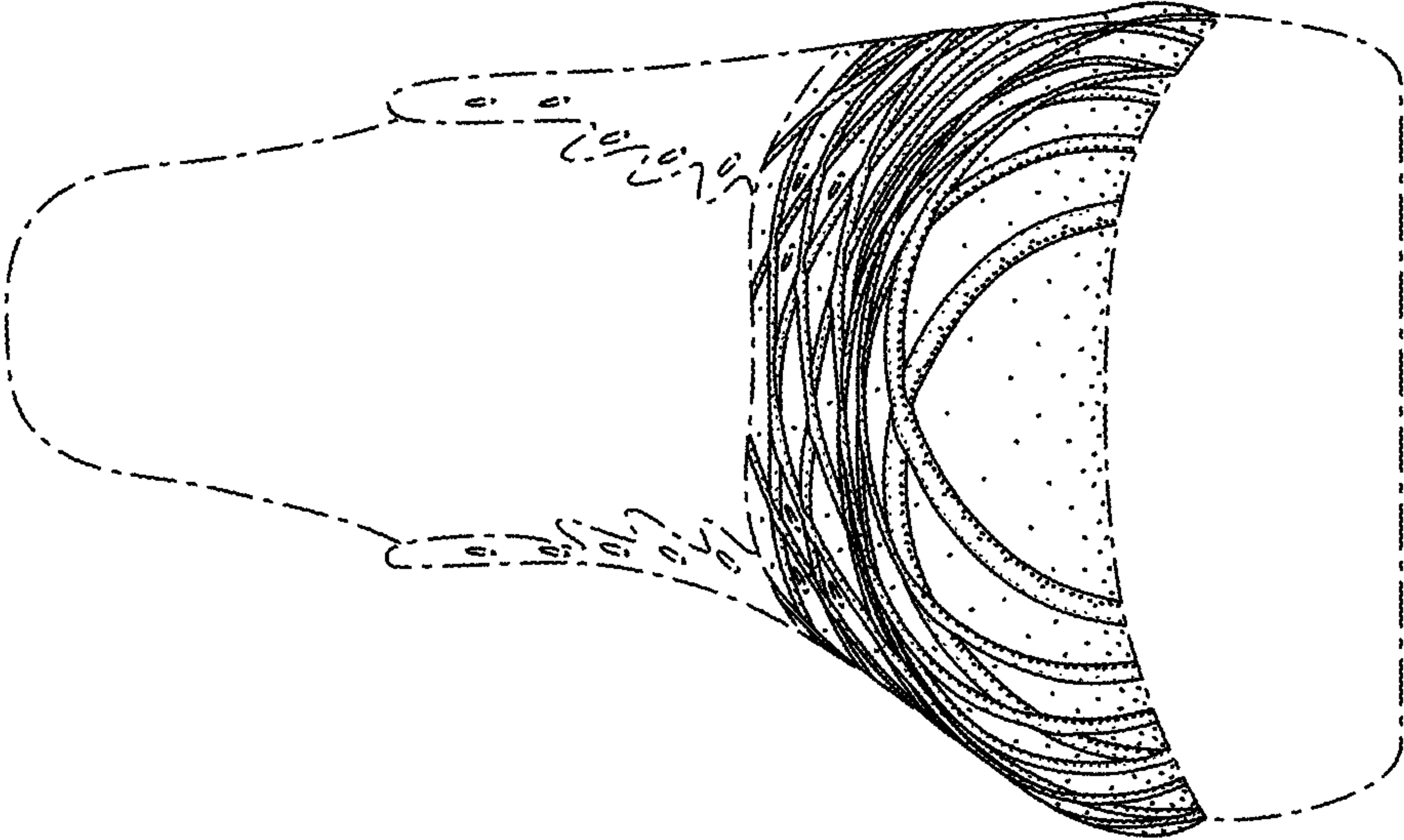


FIG. 4

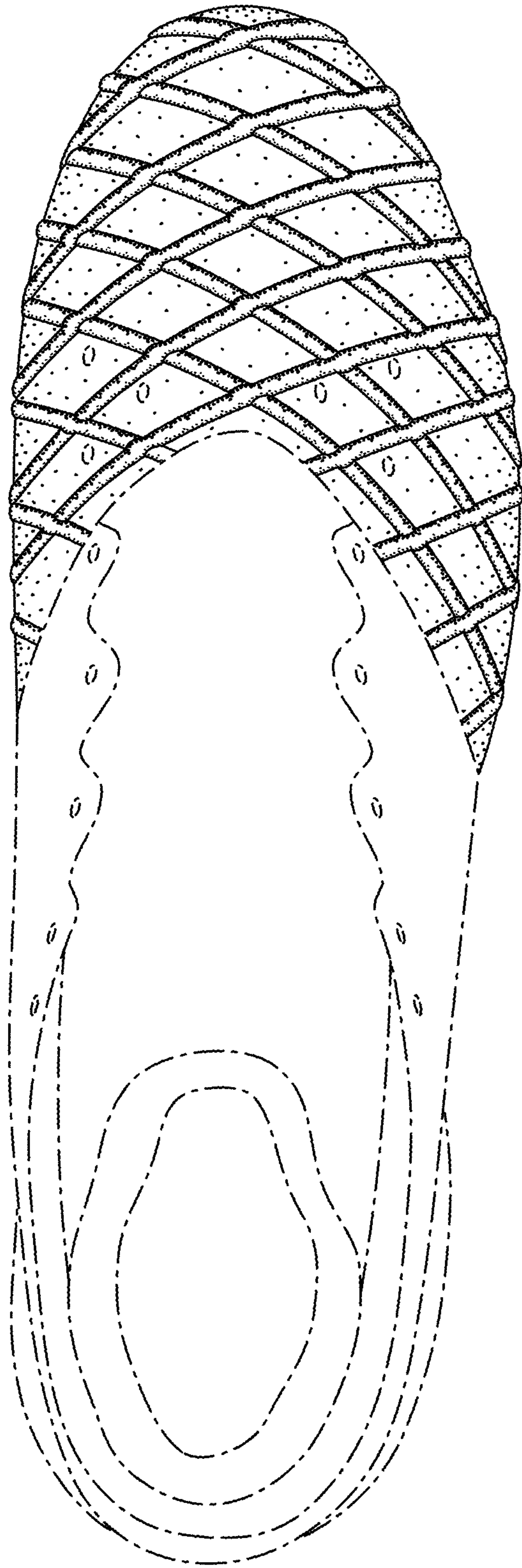


FIG. 5