



US00D771925S

(12) **United States Design Patent** (10) **Patent No.:** **US D771,925 S**
Johnsongriffin (45) **Date of Patent:** **** Nov. 22, 2016**

(54) **SHOE UPPER**

(71) Applicant: **NIKE, Inc.**, Beaverton, OR (US)

(72) Inventor: **Jonathan Johnsongriffin**, Beaverton, OR (US)

(73) Assignee: **NIKE, Inc.**, Beaverton, OR (US)

(**) Term: **15 Years**

(21) Appl. No.: **29/527,182**

(22) Filed: **May 15, 2015**

(51) **LOC (10) Cl.** **02-99**

(52) **U.S. Cl.**
USPC **D2/972**

(58) **Field of Classification Search**
USPC D2/902, 906-908, 944, 969, 972-974
CPC A43B 13/181; A43B 13/141; A43B 13/186;
A43B 13/188; A43B 23/00; A43B 23/02;
A43B 5/00; A43B 23/26; A43B 1/04; A43B
11/14; A43B 7/00; A43C 1/00; A43C 11/00
See application file for complete search history.

(56) **References Cited**

U.S. PATENT DOCUMENTS

D170,783 S *	11/1953	Wegner	D2/906
D431,351 S *	10/2000	Prats	D2/972
D457,717 S *	5/2002	Chen	D2/902
D487,336 S *	3/2004	Matis	D2/969
D495,862 S *	9/2004	Riosa	D2/969
D522,722 S *	6/2006	Wilkenfeld	D2/902
D541,026 S *	4/2007	James	D2/969
D586,110 S *	2/2009	Lotti	D2/972
D595,044 S *	6/2009	Chang	D2/972

D643,615 S *	8/2011	Avar	D2/972
D643,616 S *	8/2011	Caine	D2/972
D646,471 S *	10/2011	Mahoney	D2/907
D659,976 S *	5/2012	Mahoney	D2/972
D668,441 S *	10/2012	Shaffer	D2/972
D668,858 S *	10/2012	Shaffer	D2/972
D688,860 S *	9/2013	Hrsak	D2/972
D688,861 S *	9/2013	Hrsak	D2/972
D700,423 S *	3/2014	Martin	D2/972
D707,027 S *	6/2014	Shaffer	D2/972
D707,028 S *	6/2014	Parker	D2/972
D707,032 S *	6/2014	Martin	D2/973

* cited by examiner

Primary Examiner — Dominic Simone

(74) *Attorney, Agent, or Firm* — Banner & Witcoff, Ltd.

(57) **CLAIM**

The ornamental design for a shoe upper, as shown and described.

DESCRIPTION

FIG. 1 is a front perspective view of a shoe upper showing my new design;

FIG. 2 is a side view thereof;

FIG. 3 is a rear perspective view thereof;

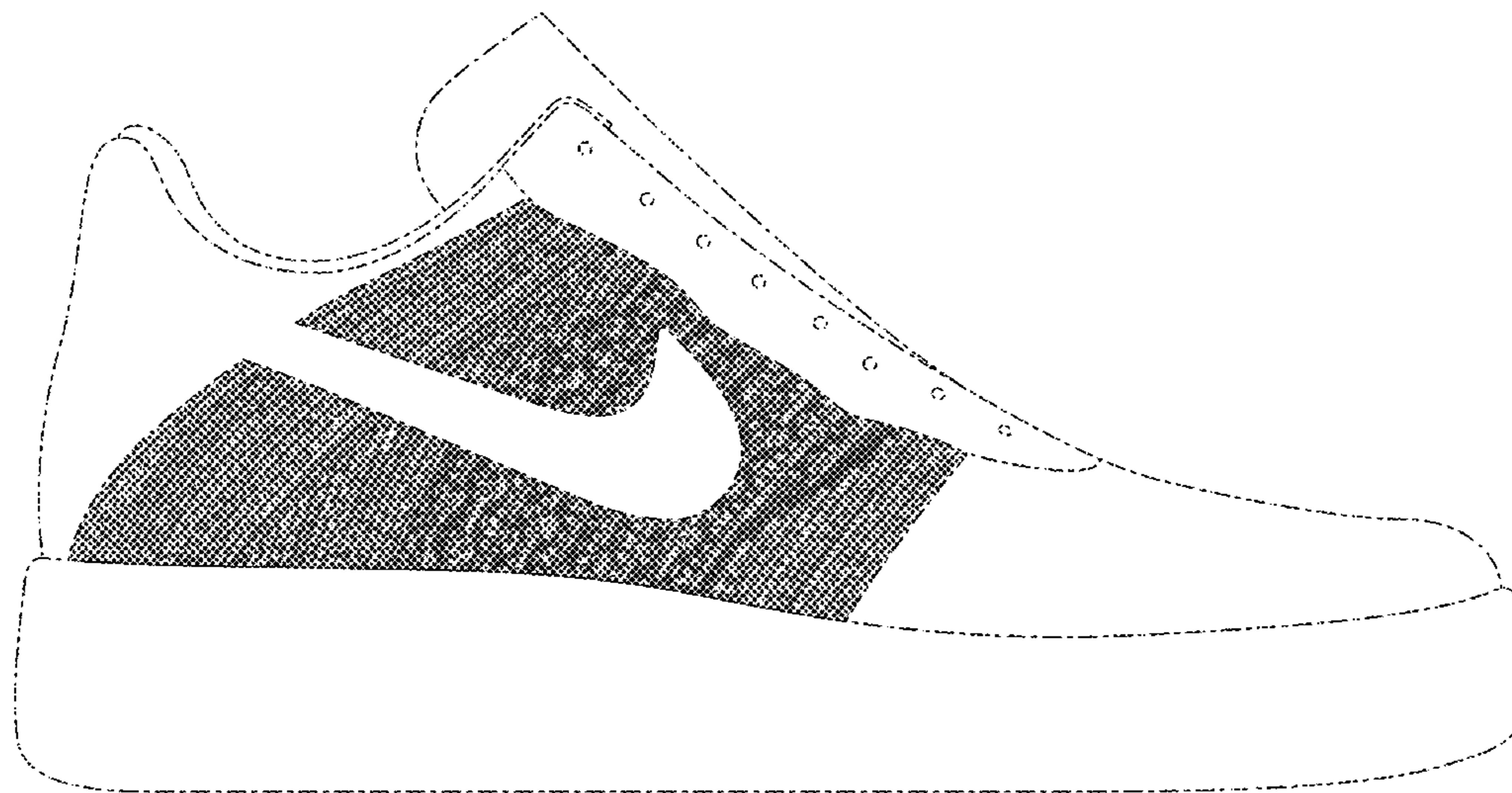
FIG. 4 is a front perspective view thereof shown in an alternative exemplary unclaimed environment;

FIG. 5 is a side view thereof; and,

FIG. 6 is a rear perspective view thereof.

The photographic area is claimed. The broken lines immediately adjacent to the photographic area represent unclaimed boundaries of the design. The broken lines showing the remainder of the shoe are for environmental purposes only and form no part of the claimed design.

1 Claim, 6 Drawing Sheets



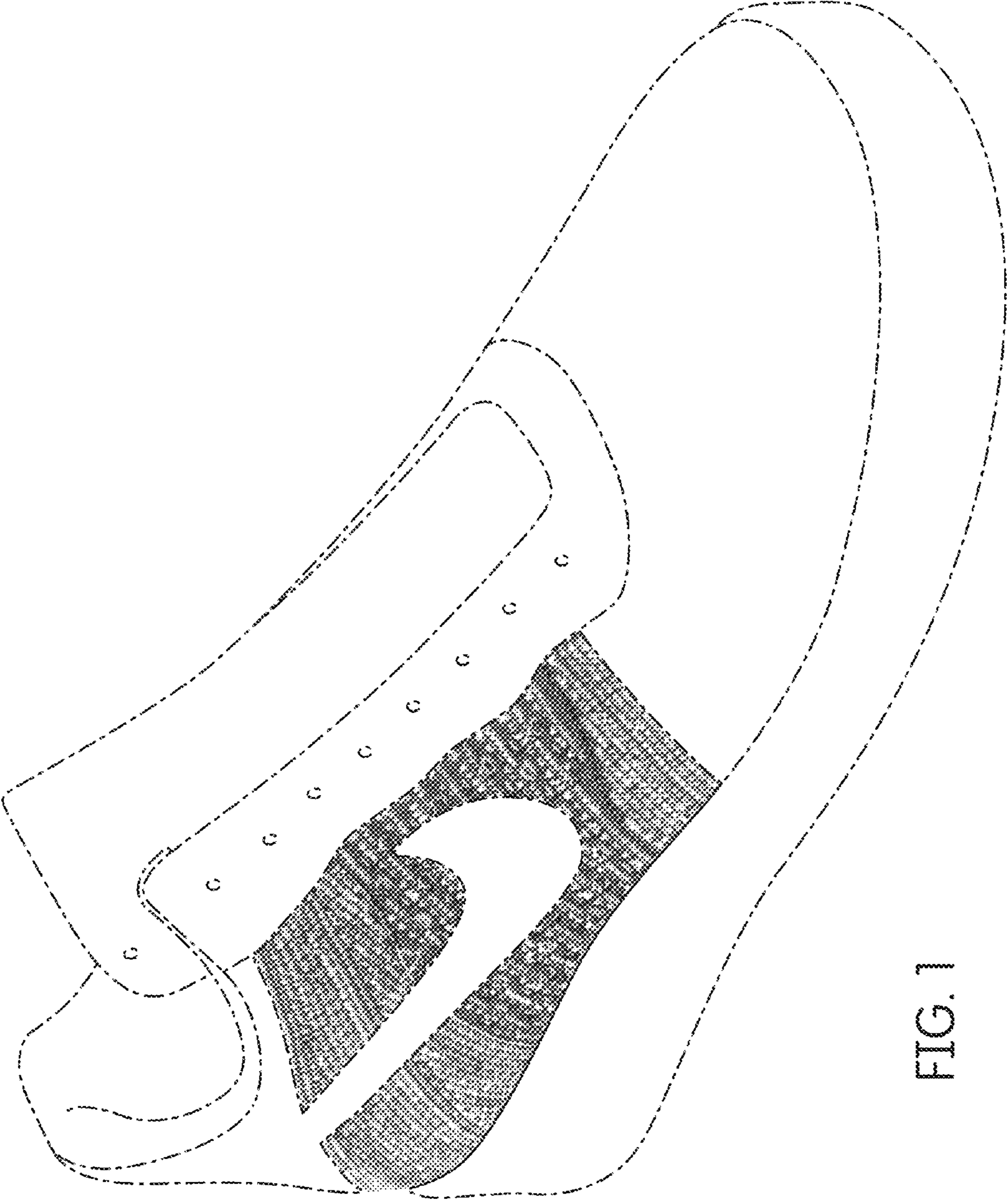


FIG. 1

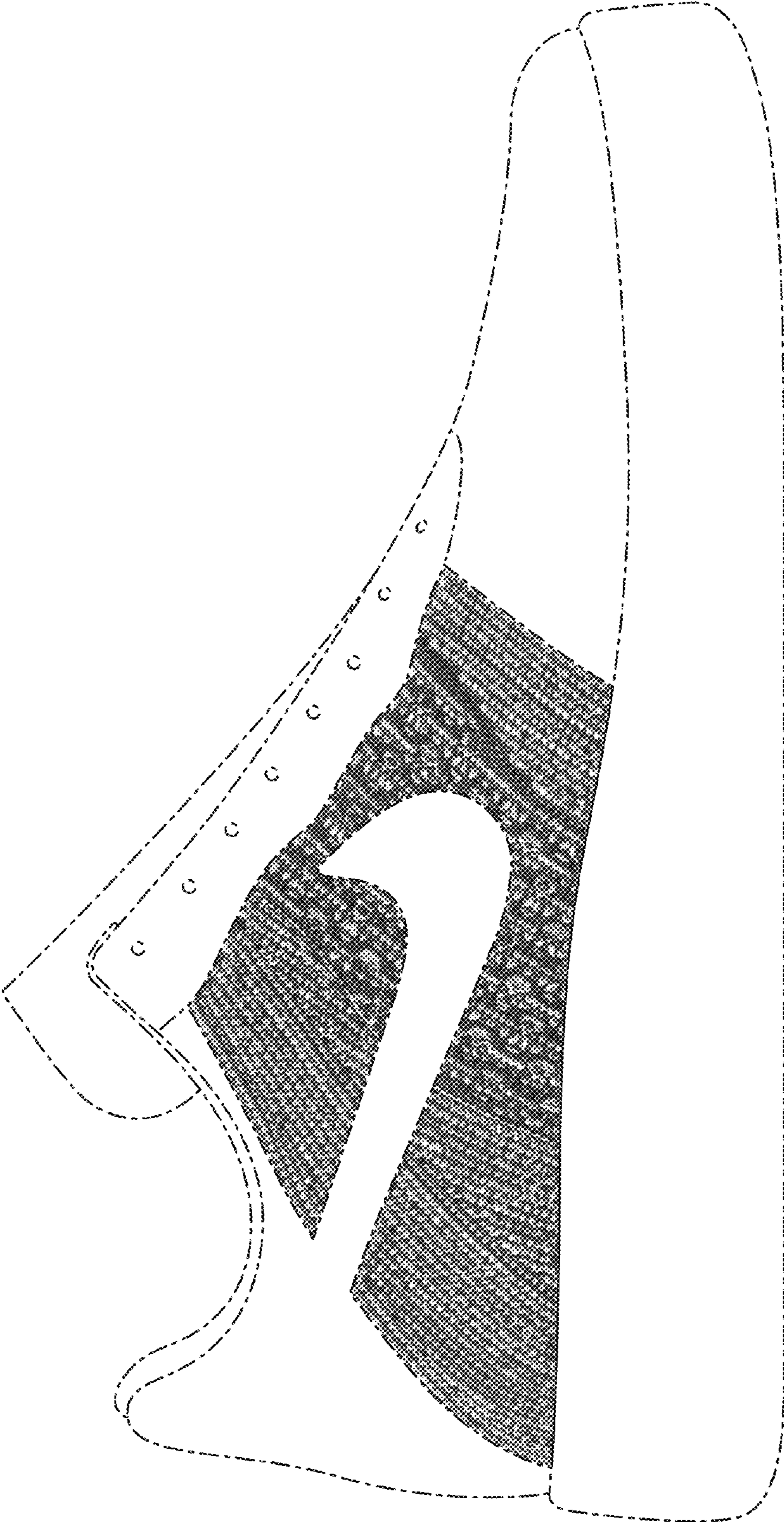


FIG. 2

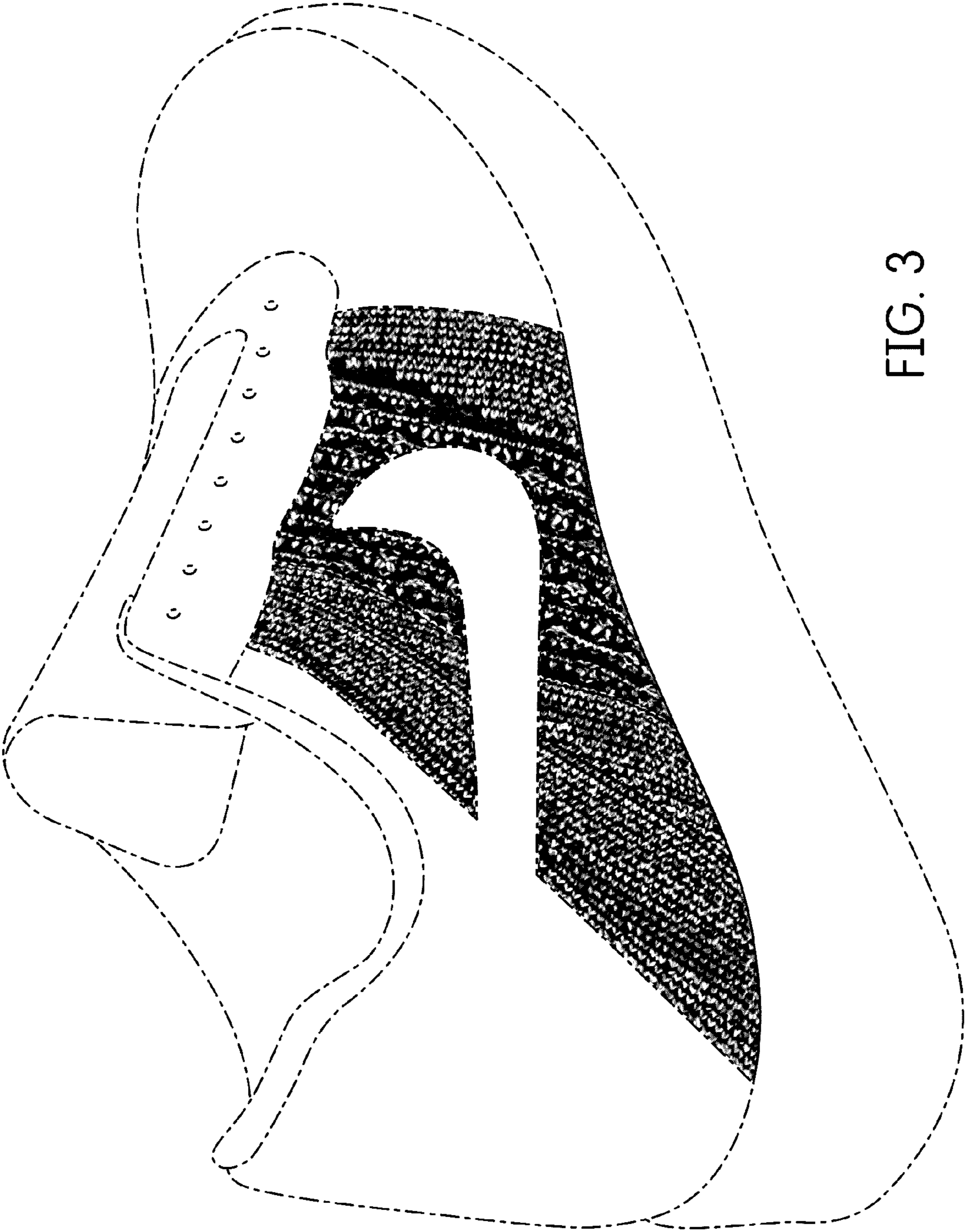


FIG. 3

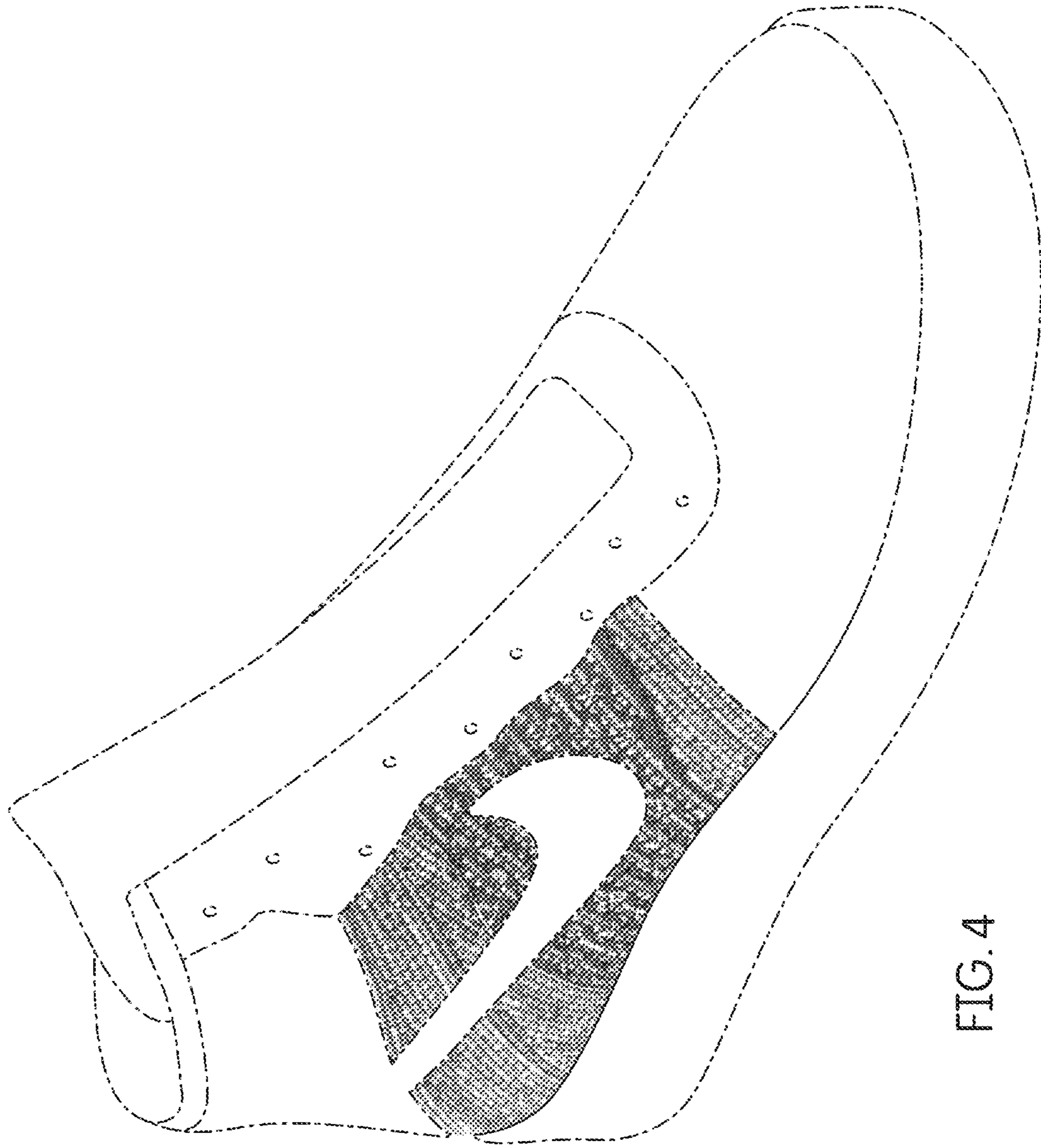


FIG. 4

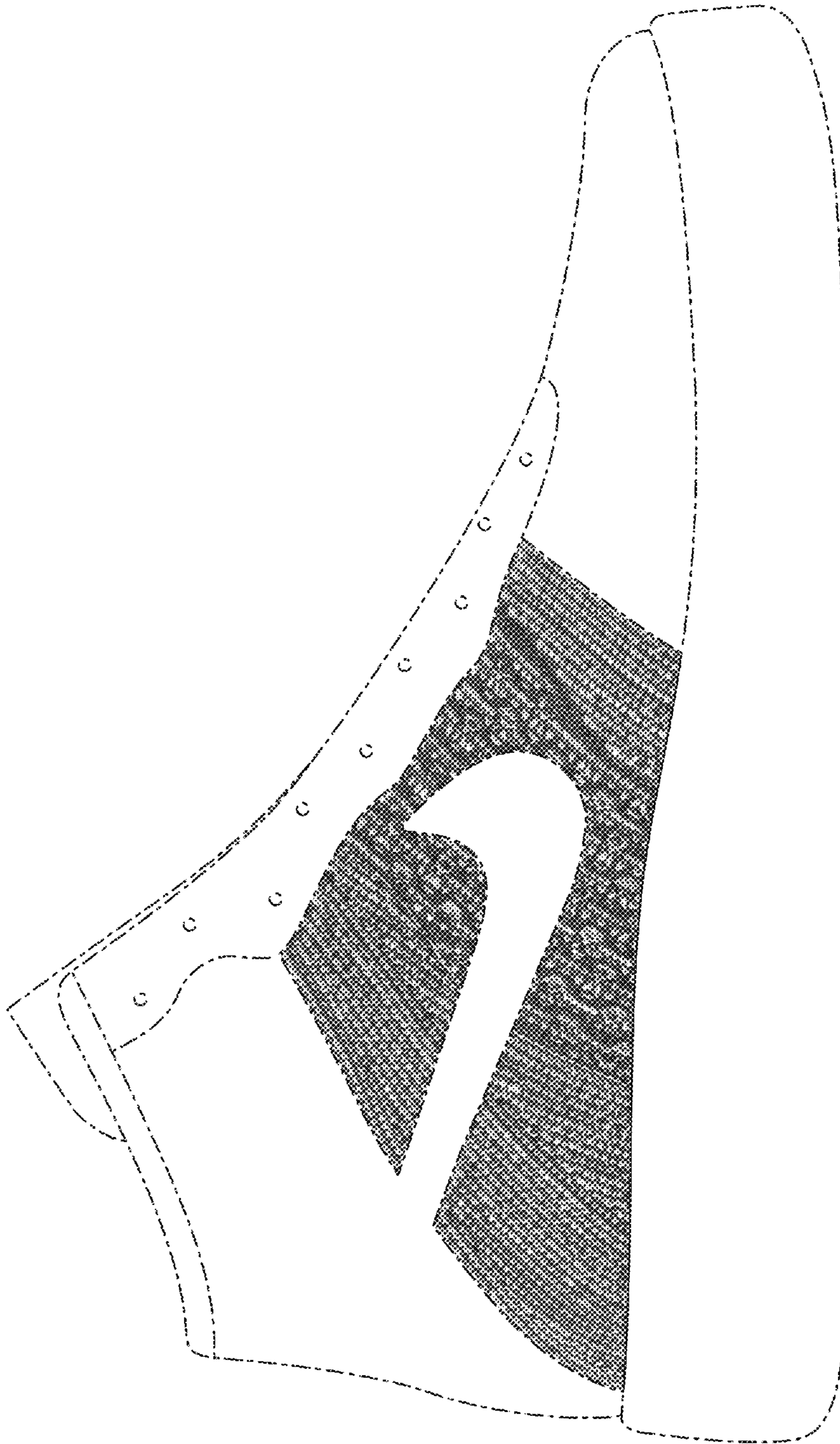


FIG. 5

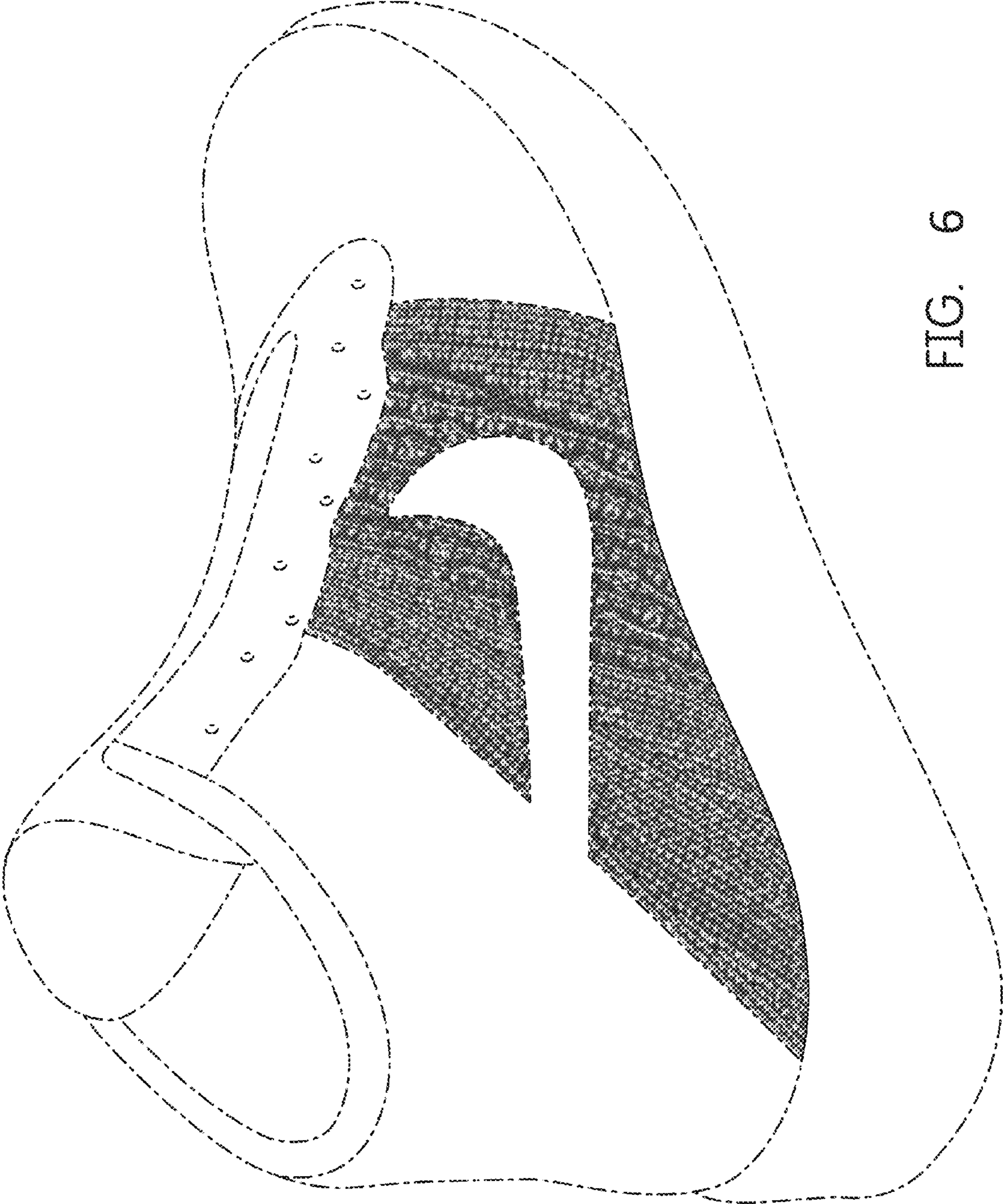


FIG. 6