



US00D771864S

(12) **United States Design Patent**
Jordan et al.

(10) **Patent No.:** **US D771,864 S**

(45) **Date of Patent:** **** Nov. 15, 2016**

(54) **ELECTRICAL CABINET WITH LIGHT BELT**

(71) Applicant: **SCHNEIDER ELECTRIC USA, INC.**, Palatine, IL (US)

(72) Inventors: **Jeffrey T. Jordan**, Franklin, TN (US);
Gregory O. Motley, Murfreesboro, TN (US)

(73) Assignee: **SCHNEIDER ELECTRIC USA, INC.**, Andover, MA (US)

(**) Term: **14 Years**

(21) Appl. No.: **29/520,491**

(22) Filed: **Mar. 15, 2015**

(51) **LOC (10) Cl.** **26-99**

(52) **U.S. Cl.**
USPC **D26/152**

(58) **Field of Classification Search**
USPC D13/33, 110, 158, 184; D26/1, 24, 138,
D26/152

CPC H05K 5/0295; H05K 13/00; G06F 1/183
See application file for complete search history.

(56) **References Cited**

U.S. PATENT DOCUMENTS

5,767,440 A 6/1998 Byron et al.
D544,134 S * 6/2007 Onyszko D26/106
D730,305 S * 5/2015 Brunn D13/184

D735,403 S * 7/2015 Che D13/110
D743,358 S * 11/2015 Cagliani D13/184
D747,505 S * 1/2016 Serocki D26/1
D750,033 S * 2/2016 Privitera D13/184
D758,979 S * 6/2016 Moon D13/184

FOREIGN PATENT DOCUMENTS

CN 201927934 8/2011
WO 2008111024 9/2008

* cited by examiner

Primary Examiner — Brian N Vinson

(74) *Attorney, Agent, or Firm* — Locke Lord LLP

(57) **CLAIM**

An ornamental design for an electrical cabinet with light belt, as shown and described herein.

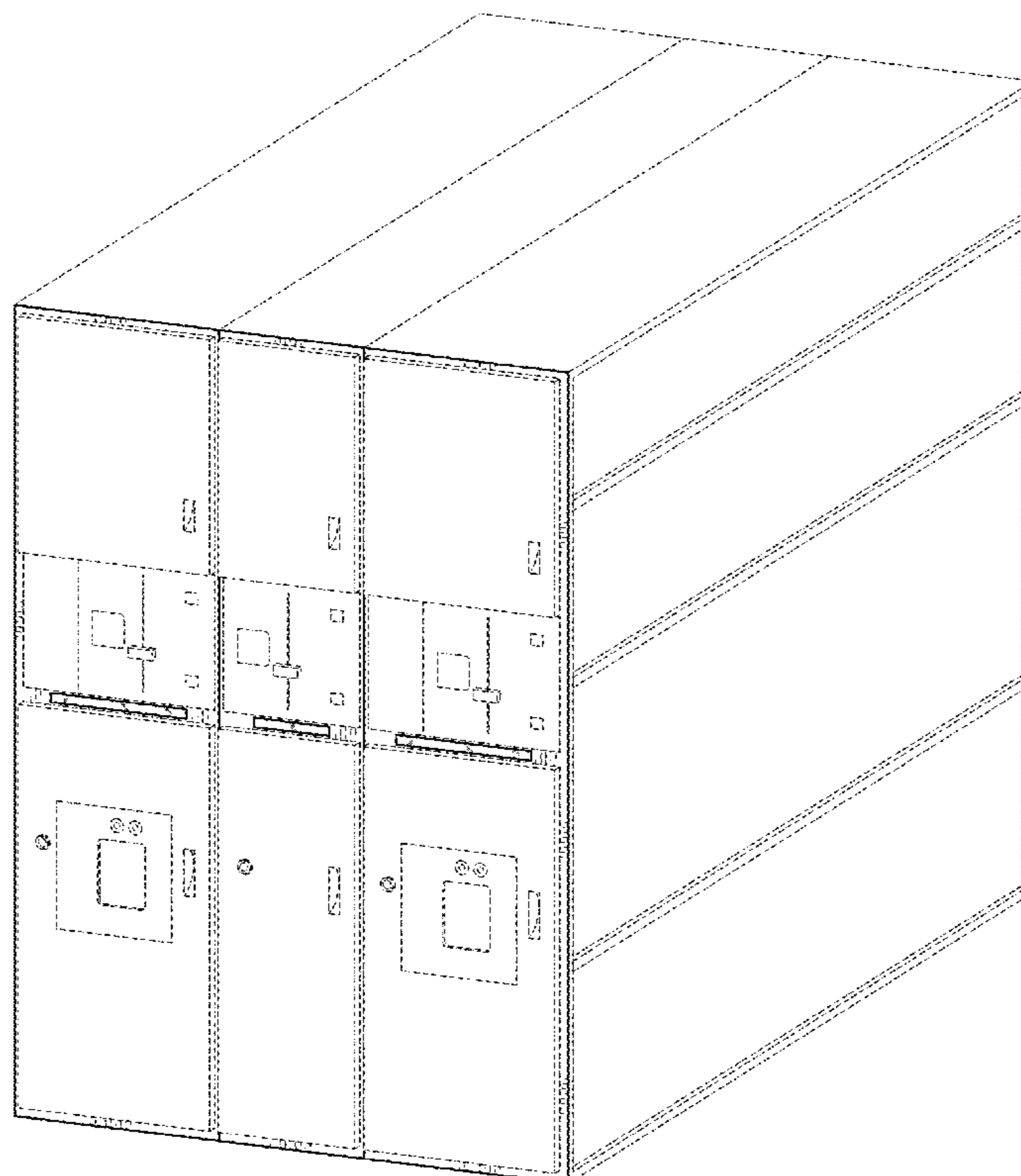
DESCRIPTION

FIG. 1 is a top right perspective view of the front of an electrical cabinet of three sections, a left section, a center section, and a right section; with a lens portion of the electrical cabinet with light belt shown on each of the three sections according to our new design; and,

FIG. 2 is a front elevation view of the cabinet of FIG. 1, with the electrical cabinet with light belt according to our new design.

In the figures, the various doors and panels at the front of the cabinet are illustrated by broken lines to represent parts of the cabinet which are not part of the claimed design.

1 Claim, 2 Drawing Sheets



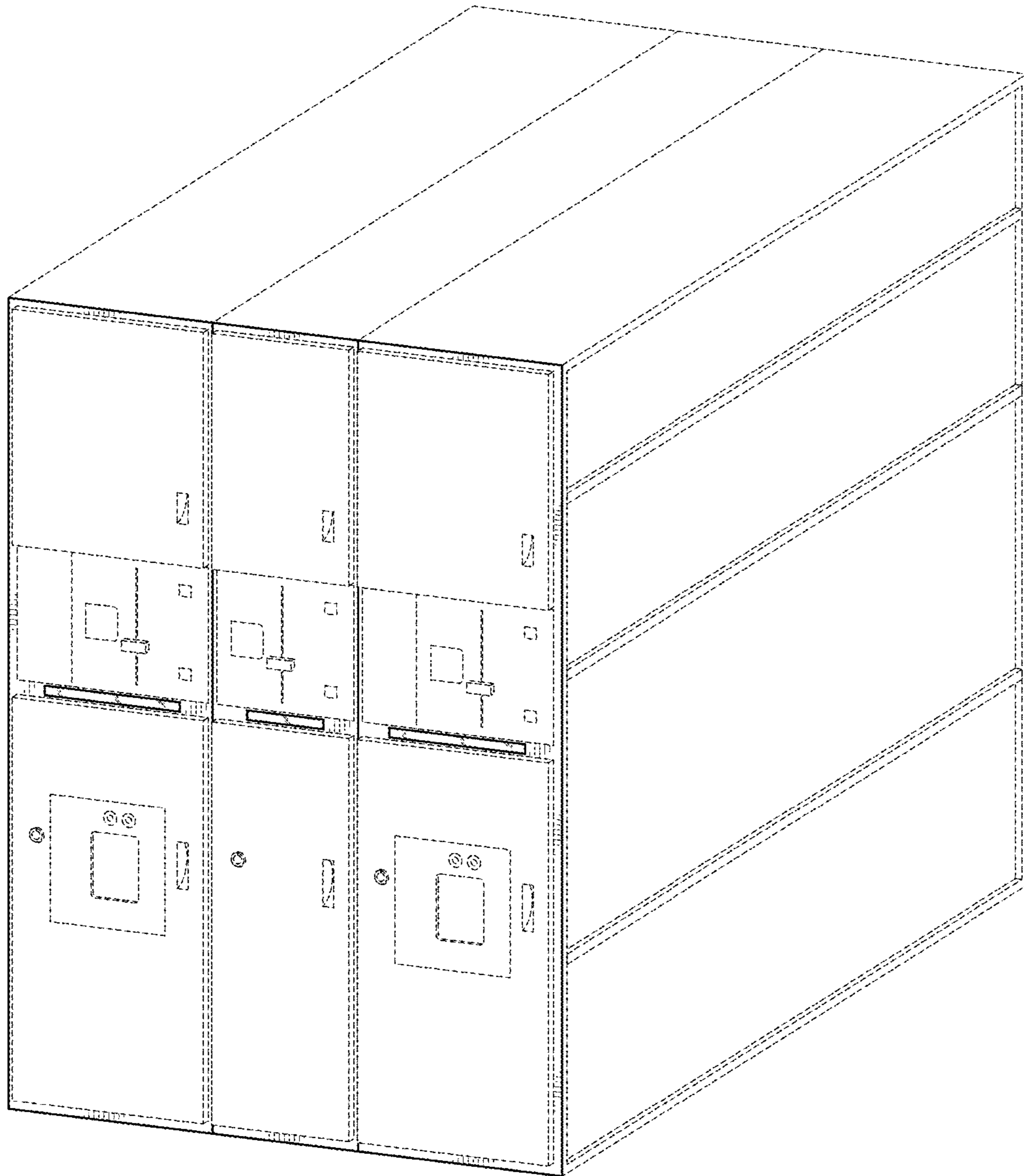


FIG. 1

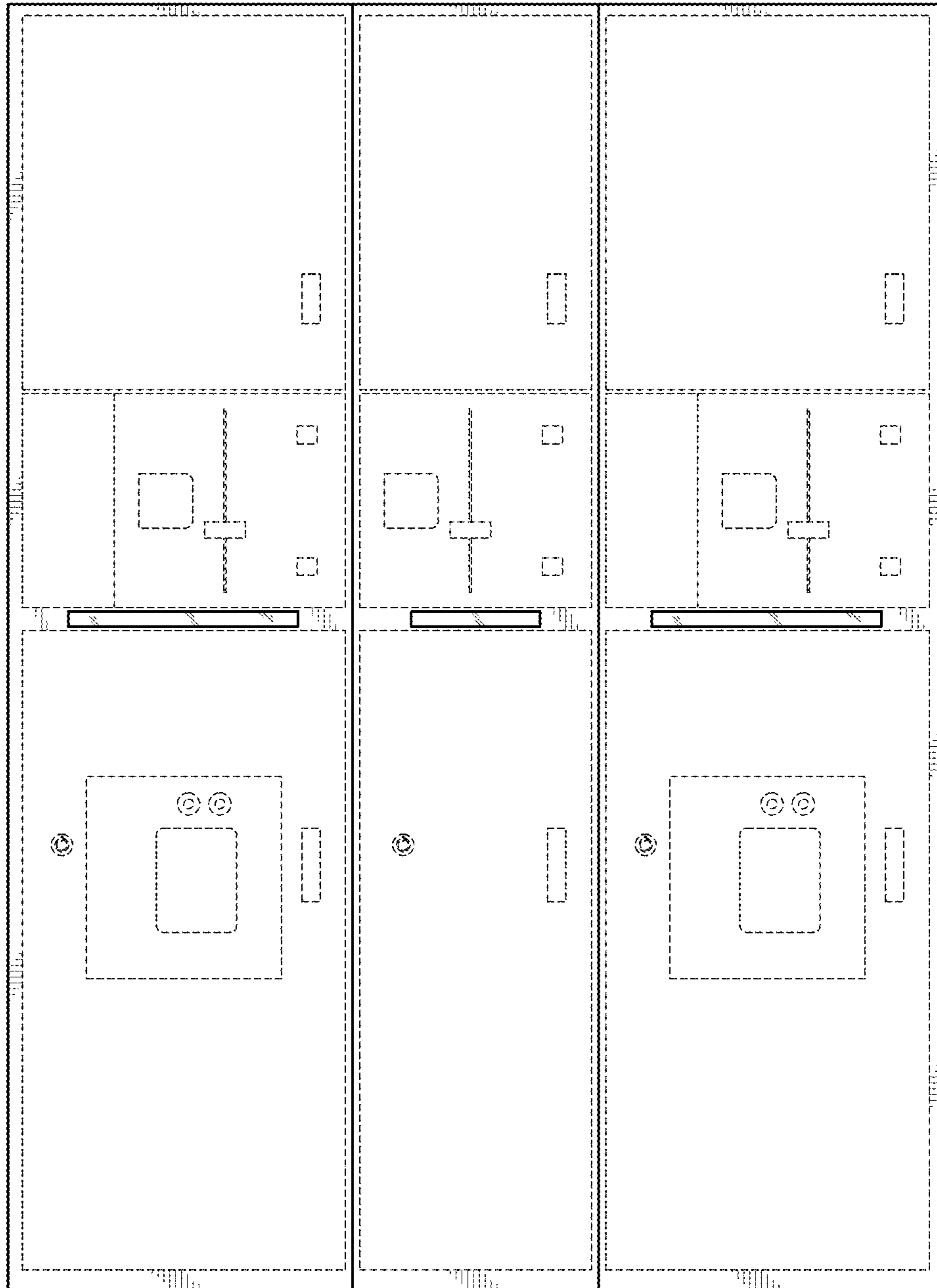


FIG. 2