



US00D771862S

(12) **United States Design Patent** (10) **Patent No.:** **US D771,862 S**  
**Packard et al.** (45) **Date of Patent:** **\*\* Nov. 15, 2016**

(54) **HEADLIGHT FACE PLATE**  
(71) Applicant: **DBMP, LLC**, Bountiful, UT (US)  
(72) Inventors: **Jacob Dennis Packard**, Farmington, UT (US); **Jace Derrick Packard**, Farmington, UT (US)  
(73) Assignee: **DBMP, LLC**, Bountiful, UT (US)  
(\*\*) Term: **14 Years**  
(21) Appl. No.: **29/516,473**  
(22) Filed: **Feb. 3, 2015**  
(51) **LOC (10) Cl.** ..... **26-99**  
(52) **U.S. Cl.**  
USPC ..... **D26/139**  
(58) **Field of Classification Search**  
USPC ..... D26/28-36, 139; 362/61, 80-83, 362/267-269, 459-468, 475-478, 485-487  
CPC ..... B62J 6/00; B62J 17/202; B60Q 1/26  
See application file for complete search history.

D604,893 S \* 11/2009 Woolley ..... D26/139  
D640,826 S \* 6/2011 Beigel ..... D26/139  
D660,507 S \* 5/2012 Davidson ..... D26/139  
D683,895 S \* 6/2013 Platto ..... D26/139

\* cited by examiner

*Primary Examiner* — Marcus Jackson  
(74) *Attorney, Agent, or Firm* — Workman Nydegger

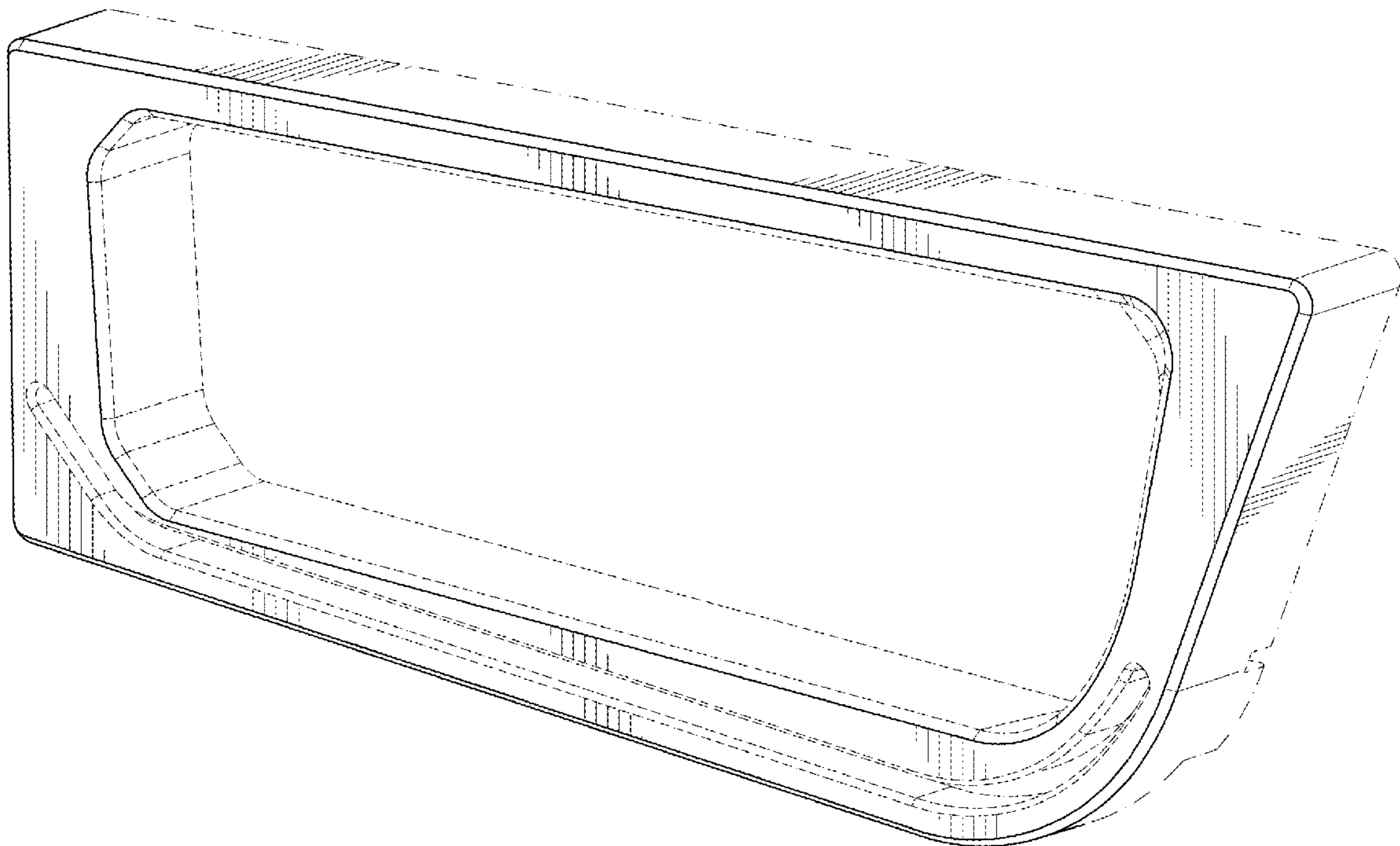
(57) **CLAIM**  
The ornamental design for a headlight face plate, as shown and described.

**DESCRIPTION**

FIG. 1 is a perspective view of a headlight face plate showing our design;  
FIG. 2 is a front elevational view thereof;  
FIG. 3 is a rear elevational view thereof;  
FIG. 4 is a top plan view thereof;  
FIG. 5 is a bottom plan view thereof;  
FIG. 6 is a left elevational view thereof; and,  
FIG. 7 is a right elevational view thereof.  
The dash-dash broken lines showing environment in the drawings are included for illustrative purposes only and form no part of the claimed design. The dash-dot-dash broken lines shown in the drawings define the boundaries of the claim and form no part thereof.

(56) **References Cited**  
U.S. PATENT DOCUMENTS  
D421,817 S \* 3/2000 Tucker ..... D26/139  
D527,138 S \* 8/2006 Golden ..... D26/139

**1 Claim, 5 Drawing Sheets**



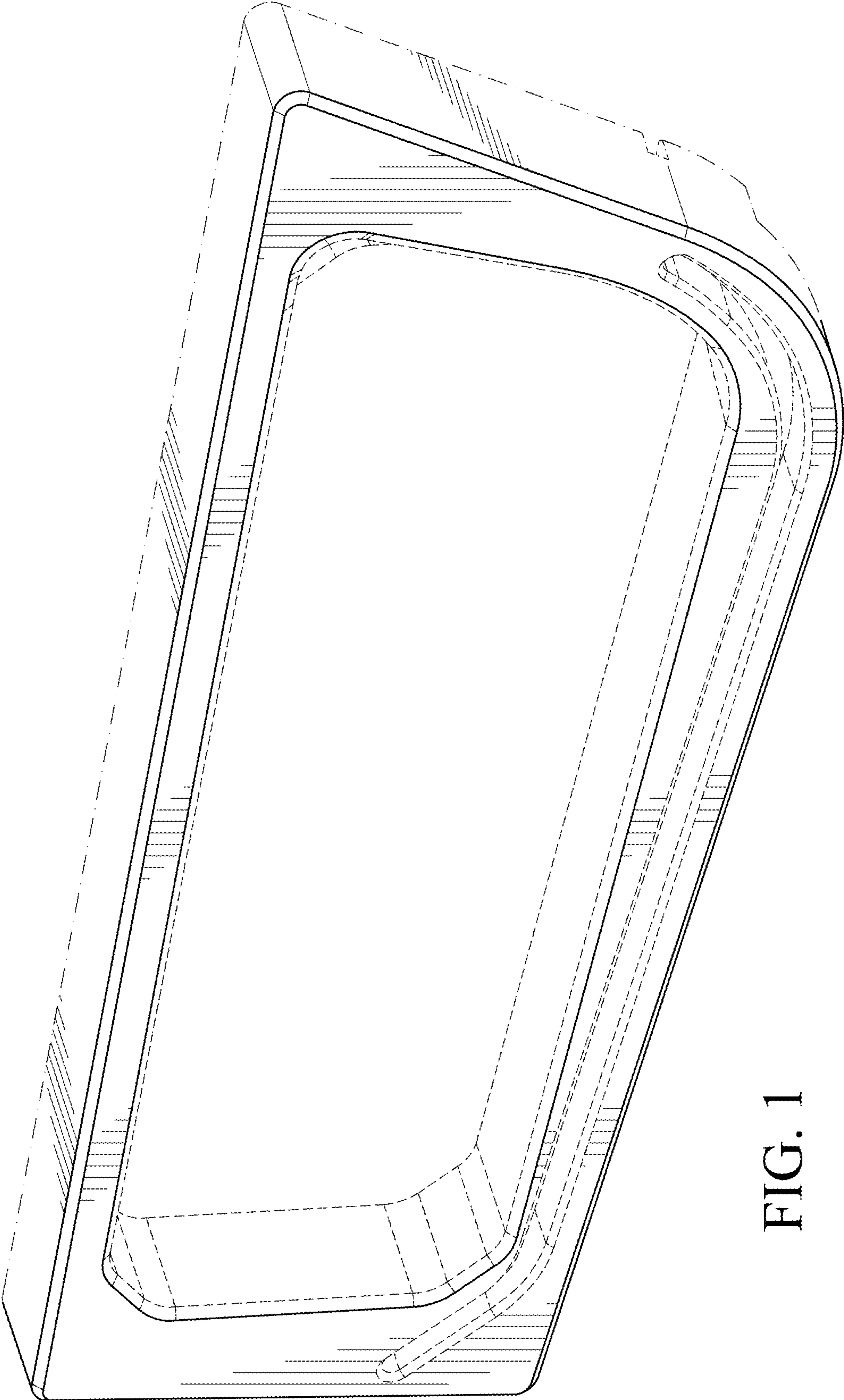


FIG. 1

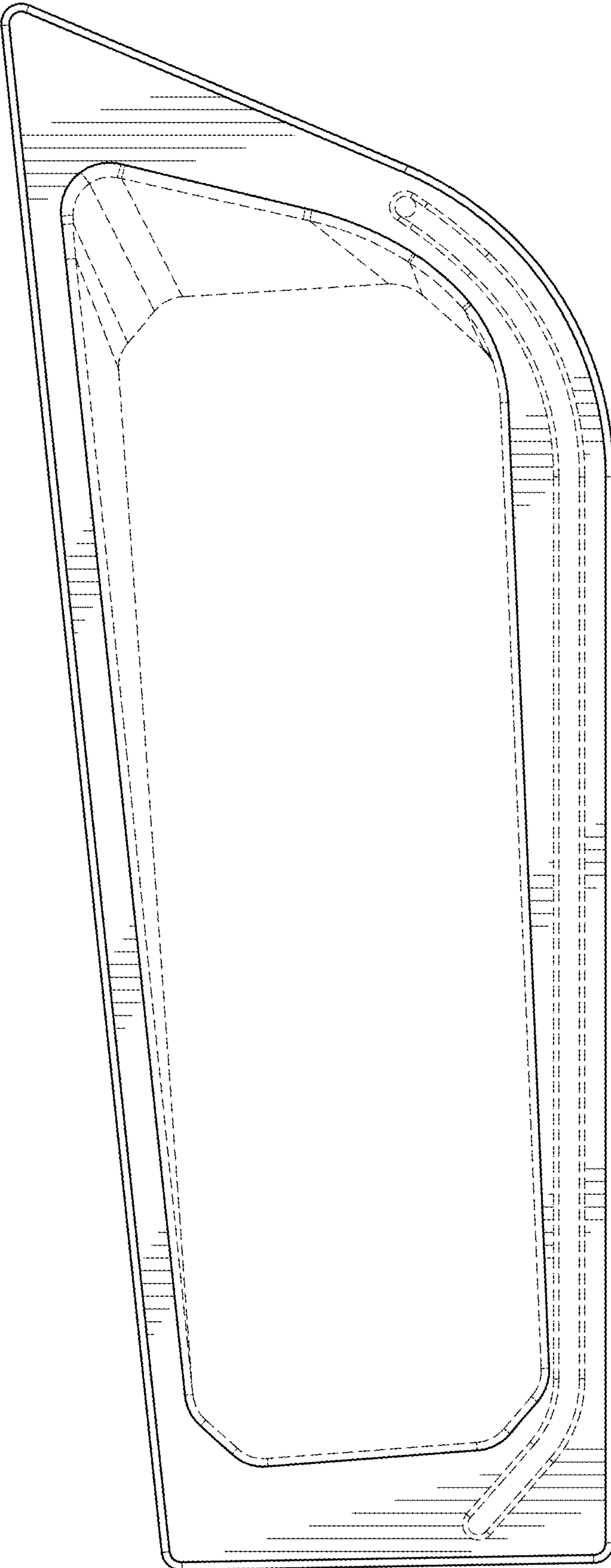


FIG. 2




FIG. 3




FIG. 4




FIG. 5




FIG. 6




FIG. 7