



US00D771860S

(12) **United States Design Patent** (10) **Patent No.:** **US D771,860 S**
Weiss et al. (45) **Date of Patent:** **** Nov. 15, 2016**

(54) **LAMP**

(71) Applicants: **Blair Weiss**, Peterborough, NH (US);
Jason Lessard, Bow, NH (US);
Richard Holland, Stoddard, NH (US);
Craig Landcastle, Bow, NH (US)

(72) Inventors: **Blair Weiss**, Peterborough, NH (US);
Jason Lessard, Bow, NH (US);
Richard Holland, Stoddard, NH (US);
Craig Landcastle, Bow, NH (US)

(73) Assignee: **OSRAM SYLVANIA Inc.**, Wilmington, MA (US)

(**) Term: **14 Years**

(21) Appl. No.: **29/525,601**

(22) Filed: **Apr. 30, 2015**

(51) **LOC (10) Cl.** **26-03**

(52) **U.S. Cl.**
USPC **D26/110; D26/124**

(58) **Field of Classification Search**
USPC D26/24, 85, 89, 26, 37, 93, 104, 106,
D26/124, 110
CPC F21S 8/03; F21S 8/033; F21S 8/04;
F21V 3/04; F21V 3/0418; F21V 3/0427;
F21V 3/0436; F21V 3/0445; F21V 21/02;
F21V 21/03; F21V 29/506; F21V 3/049;
F21V 5/045; F21V 7/04; F21V 11/06;
B01J 23/8875
See application file for complete search history.

(56) **References Cited**

U.S. PATENT DOCUMENTS

4,334,116 A * 6/1982 Velenyi B01J 23/8875
585/440
D482,484 S * 11/2003 Benghozi D26/85

D490,183 S * 5/2004 Benensohn D26/89
D493,246 S * 7/2004 Benensohn D26/89
D544,618 S * 6/2007 Coughaine D26/37
D556,938 S * 12/2007 Russello D26/89
D574,095 S * 7/2008 Hill D26/26
D607,600 S * 1/2010 Keith D26/85
D633,644 S * 3/2011 Sprengers D26/89
D647,227 S * 10/2011 Kaule D26/24
8,491,148 B2 7/2013 Coughaine et al.
D694,463 S * 11/2013 Sieczkowski D26/124
D759,877 S * 6/2016 Hewitt D26/89

OTHER PUBLICATIONS

Sylvania "Dot-It Checker Light" LED utility light marketed by Osram Sylvania Inc., on sale prior to present application filing date at <https://store.kortendickhardware.com> (1 page, in color).

* cited by examiner

Primary Examiner — Brian N Vinson

(74) *Attorney, Agent, or Firm* — Edward S. Podszus

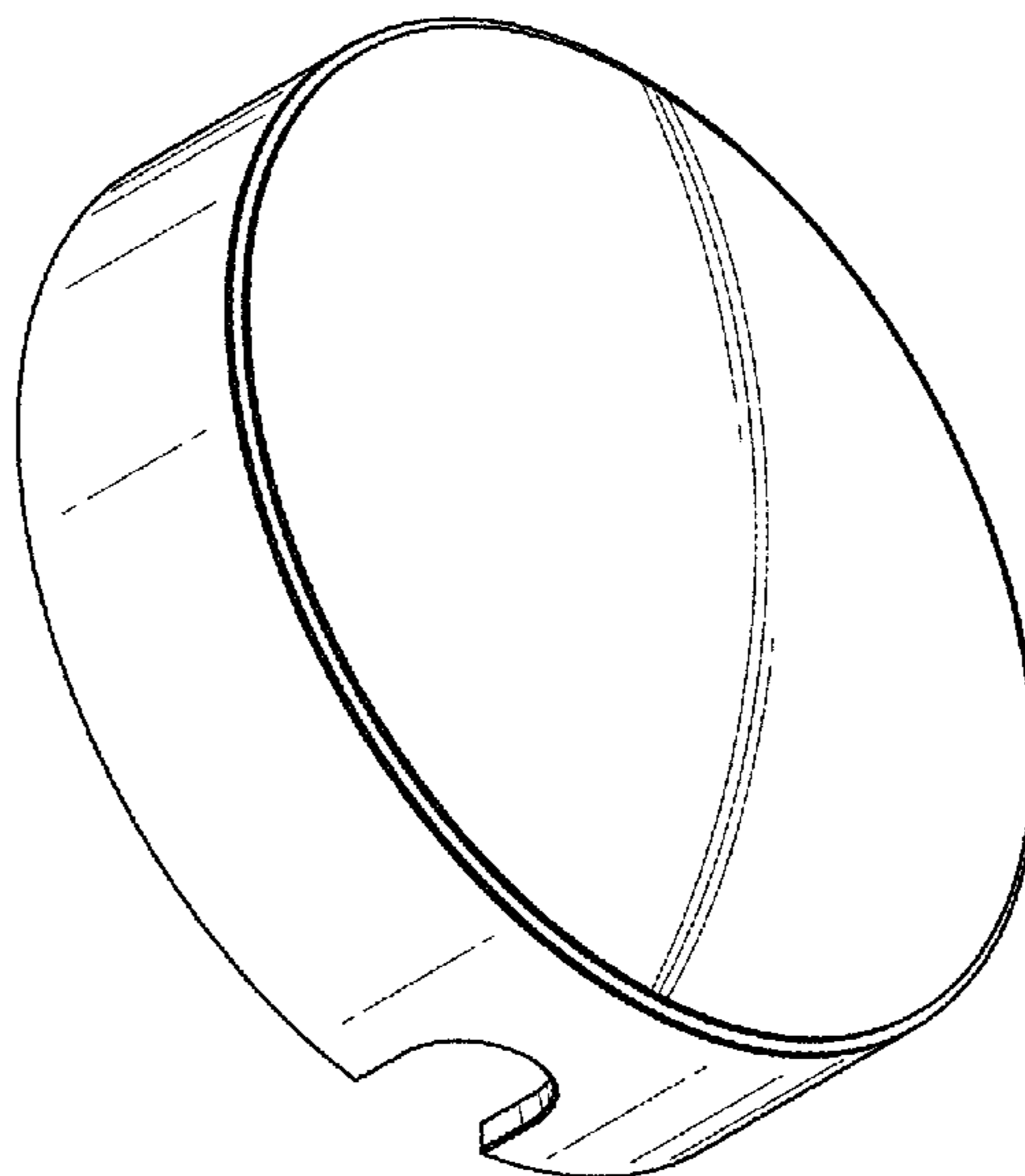
(57) **CLAIM**

The ornamental design for a lamp, as shown and described.

DESCRIPTION

FIG. 1 is a perspective view of the design for a lamp as seen from the front, top;
FIG. 2 is a front elevational view thereof;
FIG. 3 is a top view thereof;
FIG. 4 is a left side elevational view thereof;
FIG. 5 is a right side elevational view thereof; and,
FIG. 6 is a bottom view thereof.
The broken line disclosure is for environmental purposes only and does not form a part of the claimed design.

1 Claim, 3 Drawing Sheets



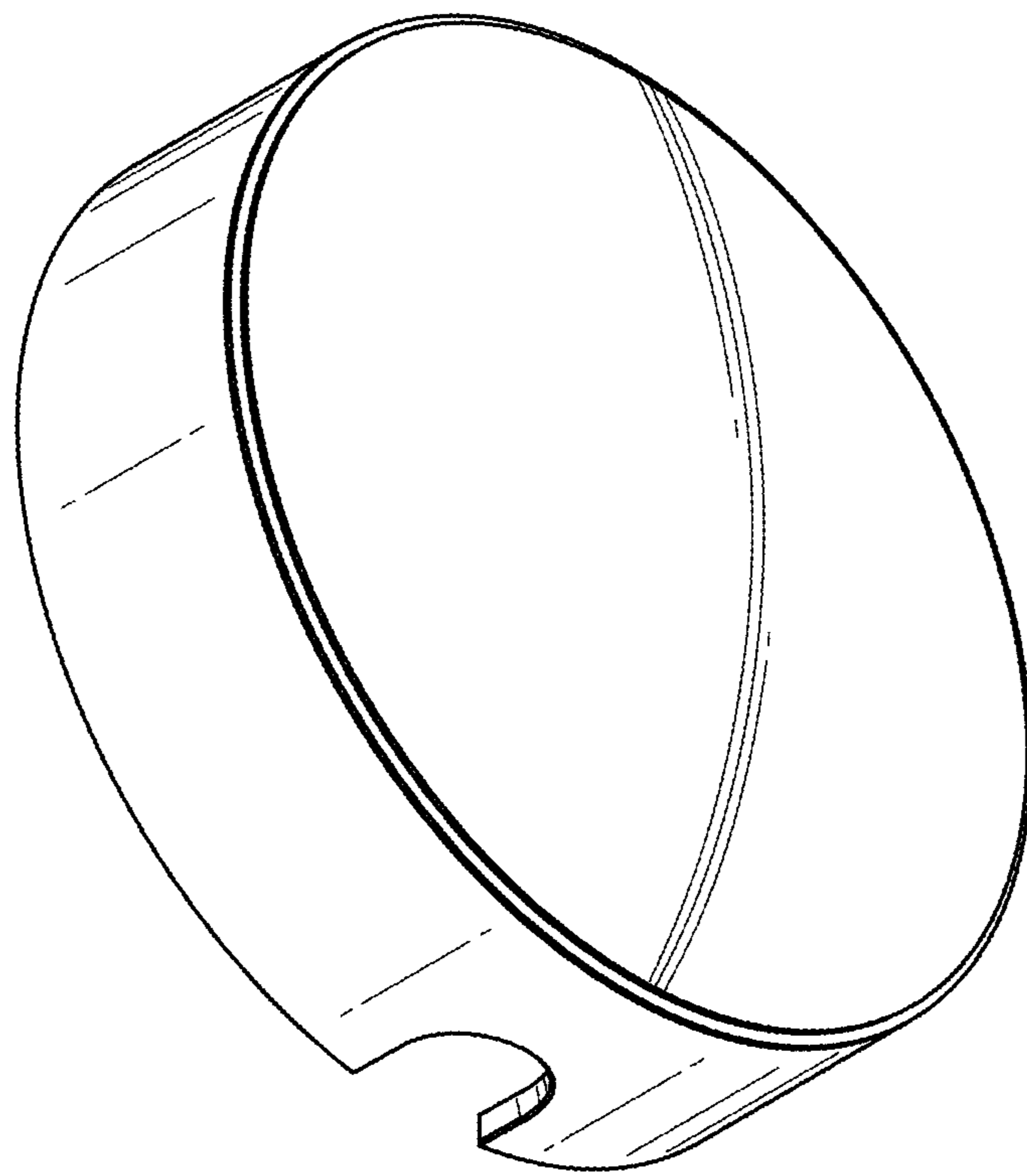


FIG. 1

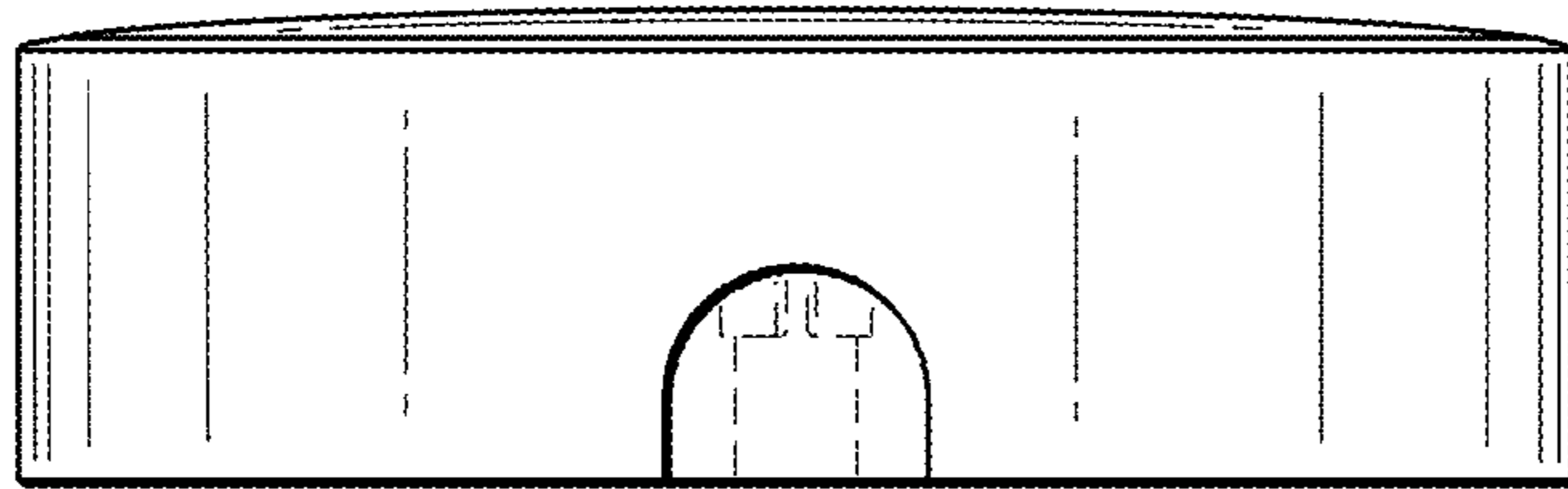


FIG. 2




FIG. 3




FIG. 4




FIG. 5

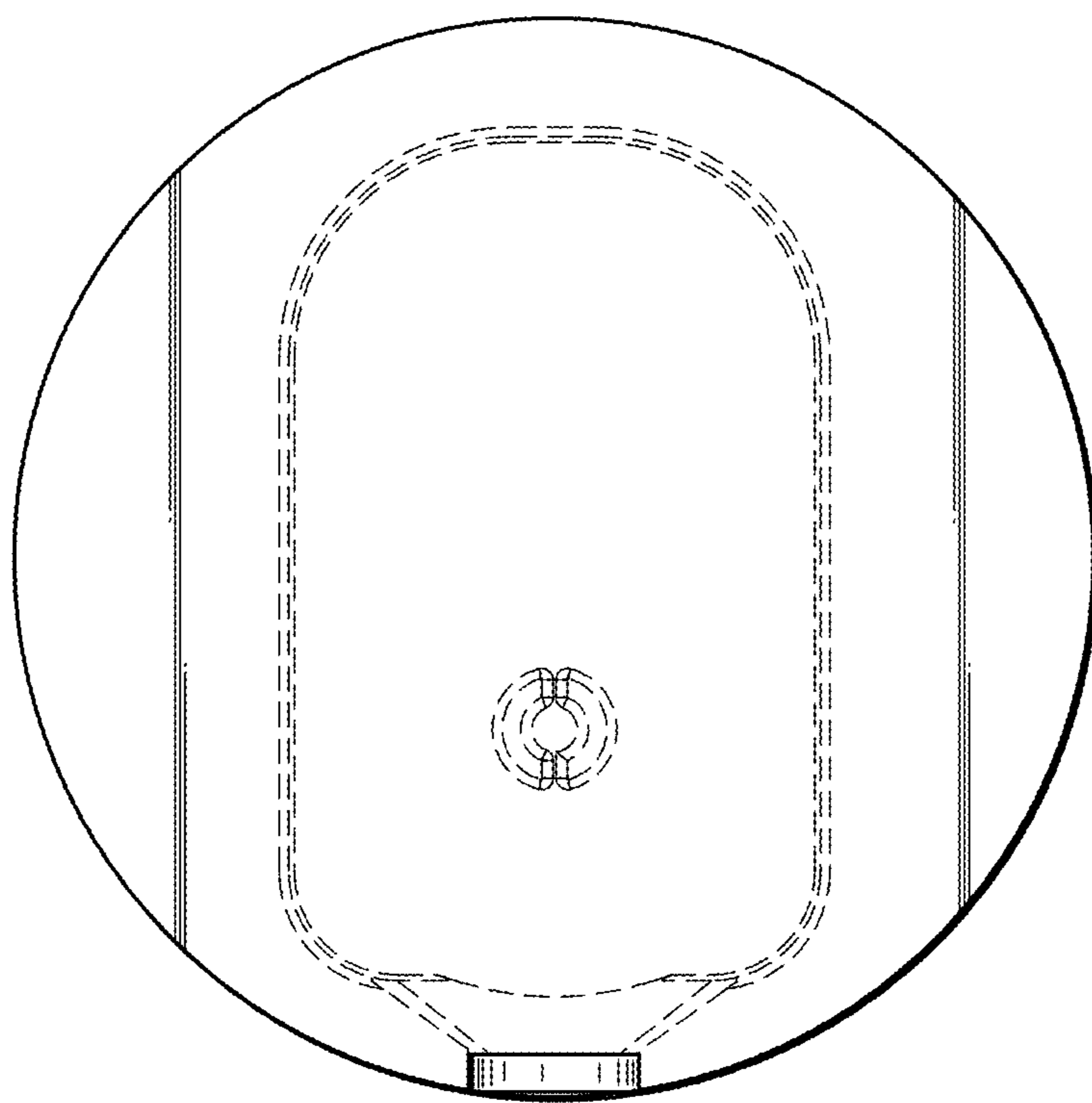


FIG. 6