



US00D771837S

(12) **United States Design Patent**
Astacio

(10) **Patent No.:** **US D771,837 S**

(45) **Date of Patent:** **** Nov. 15, 2016**

- (54) **PAVING MAT**
- (71) Applicant: **Mariestella Colon Astacio**, Marietta, GA (US)
- (72) Inventor: **Mariestella Colon Astacio**, Marietta, GA (US)
- (**) Term: **14 Years**
- (21) Appl. No.: **29/515,495**
- (22) Filed: **Jan. 23, 2015**
- (51) **LOC (10) Cl.** **25-01**
- (52) **U.S. Cl.**
USPC **D25/117**
- (58) **Field of Classification Search**
USPC D21/485, 494; D25/112-118, 152, 153, D25/154, 156, 157, 158, 163; 47/33; 52/169.1, 180, 181, 318, 384, 387, 52/448, 581, 660, 663; 404/32, 34-38, 404/40-42; 405/36, 39, 302.4; 428/36.9, 428/44, 52, 53, 58, 70, 99, 131
CPC E01C 9/004; E01C 13/083
See application file for complete search history.

- 7,950,191 B2 * 5/2011 Brouwers E01O 5/20 15/161
- 8,128,311 B2 * 3/2012 Son A63C 19/04 403/326
- 8,182,179 B2 * 5/2012 Bohnhoff E02D 17/20 405/284
- 8,398,332 B2 * 3/2013 Allen E01C 9/004 404/70
- D685,924 S * 7/2013 Lee D25/118
- 8,734,049 B1 * 5/2014 Stiles E01C 11/24 404/36
- D720,437 S * 12/2014 Togawa D23/261
- D721,191 S * 1/2015 Amend D25/157
- D750,280 S * 2/2016 Bach D25/156

(Continued)

FOREIGN PATENT DOCUMENTS

EM 001297428-0001 * 10/2011

Primary Examiner — Susan Bennett Hattan

Assistant Examiner — Leanne Was

(74) *Attorney, Agent, or Firm* — Blynn L. Shideler; Krisanne Shideler; BLK Law Group

(57) **CLAIM**

The ornamental design for a paving mat, as shown and described.

DESCRIPTION

FIG. 1 is a top right-hand perspective view of a paving mat according to the present invention;

FIG. 2 is a top plan view of the paving mat of FIG. 1 including section line 8-8 showing the location and direction of the section view of FIG. 8;

FIG. 3 is a bottom plan view of the paving mat of FIG. 1;

FIG. 4 is a front elevation view of the paving mat of FIG. 1;

FIG. 5 is a rear elevation view of the paving mat of FIG. 1;

FIG. 6 is a left end elevation view of the paving mat of FIG. 1;

FIG. 7 is a right end elevation view of the paving mat of FIG. 1; and,

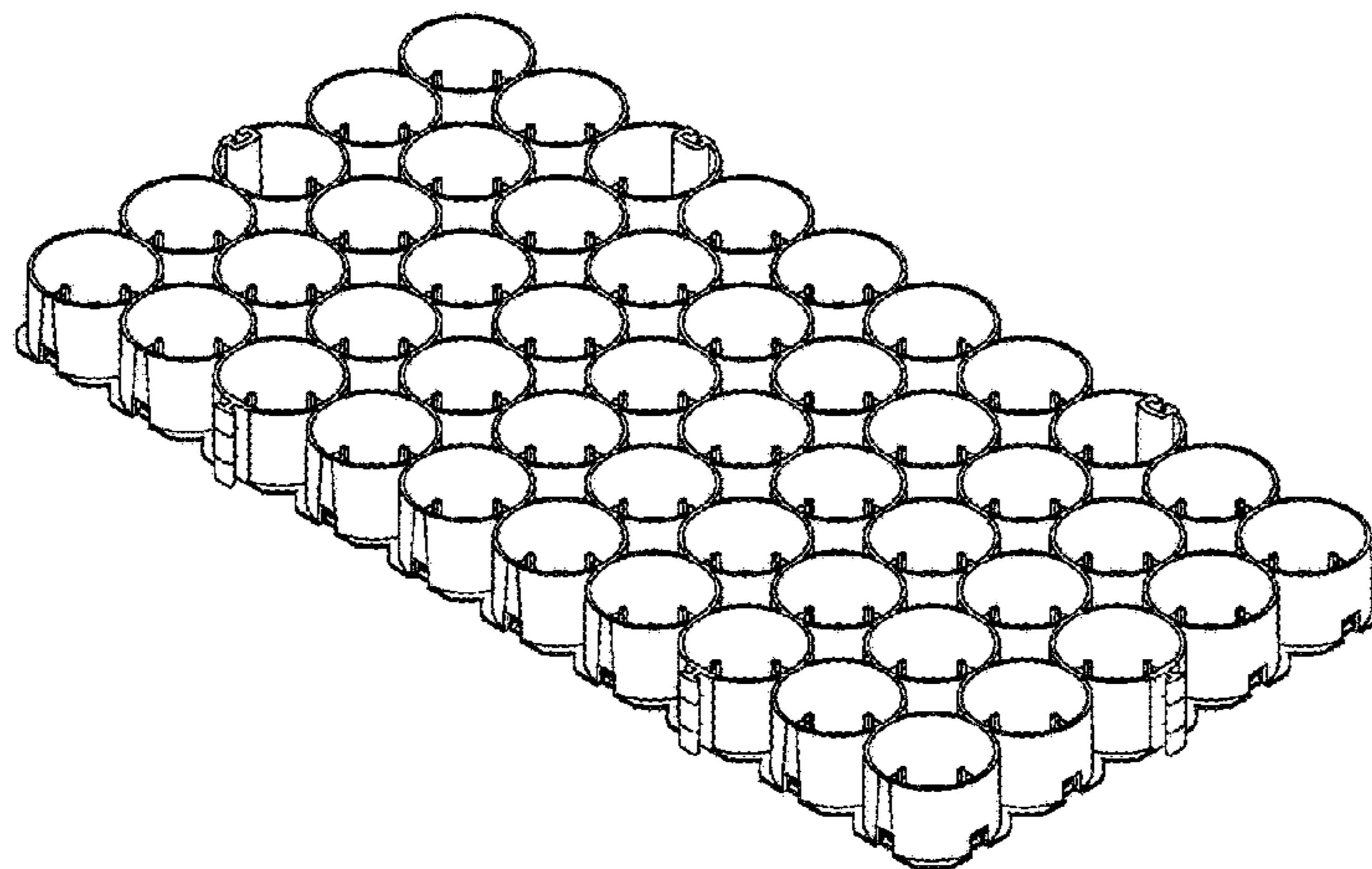
FIG. 8 is an enlarged portion section view along section line 8-8 of FIG. 2.

1 Claim, 2 Drawing Sheets

(56) **References Cited**

U.S. PATENT DOCUMENTS

- D299,759 S * 2/1989 Sharma D25/114
- 5,250,340 A * 10/1993 Bohnhoff E01C 9/004 404/36
- D423,123 S * 4/2000 Sassenberg D25/152
- D442,704 S * 5/2001 Lee D25/118
- 6,428,870 B1 * 8/2002 Bohnhoff E02B 11/00 405/50
- 7,108,454 B2 * 9/2006 Blackwood E01C 13/083 405/36
- D555,809 S * 11/2007 Urriola D25/118
- D571,023 S * 6/2008 Urriola D25/118
- D571,024 S * 6/2008 Lee D25/118
- D581,549 S * 11/2008 Thorkelson D25/113
- D593,220 S * 5/2009 Reed D25/153
- 7,540,684 B1 * 6/2009 Lukasik E01C 5/18 404/32



US D771,837 S

Page 2

(56)

References Cited

U.S. PATENT DOCUMENTS

2011/0097151 A1*	4/2011	Lee	E01C 13/083 405/39
2012/0057932 A1*	3/2012	Marshall	E01C 9/004 404/35
2008/0276557 A1*	11/2008	Rapaz	E04B 5/026 52/302.3

* cited by examiner

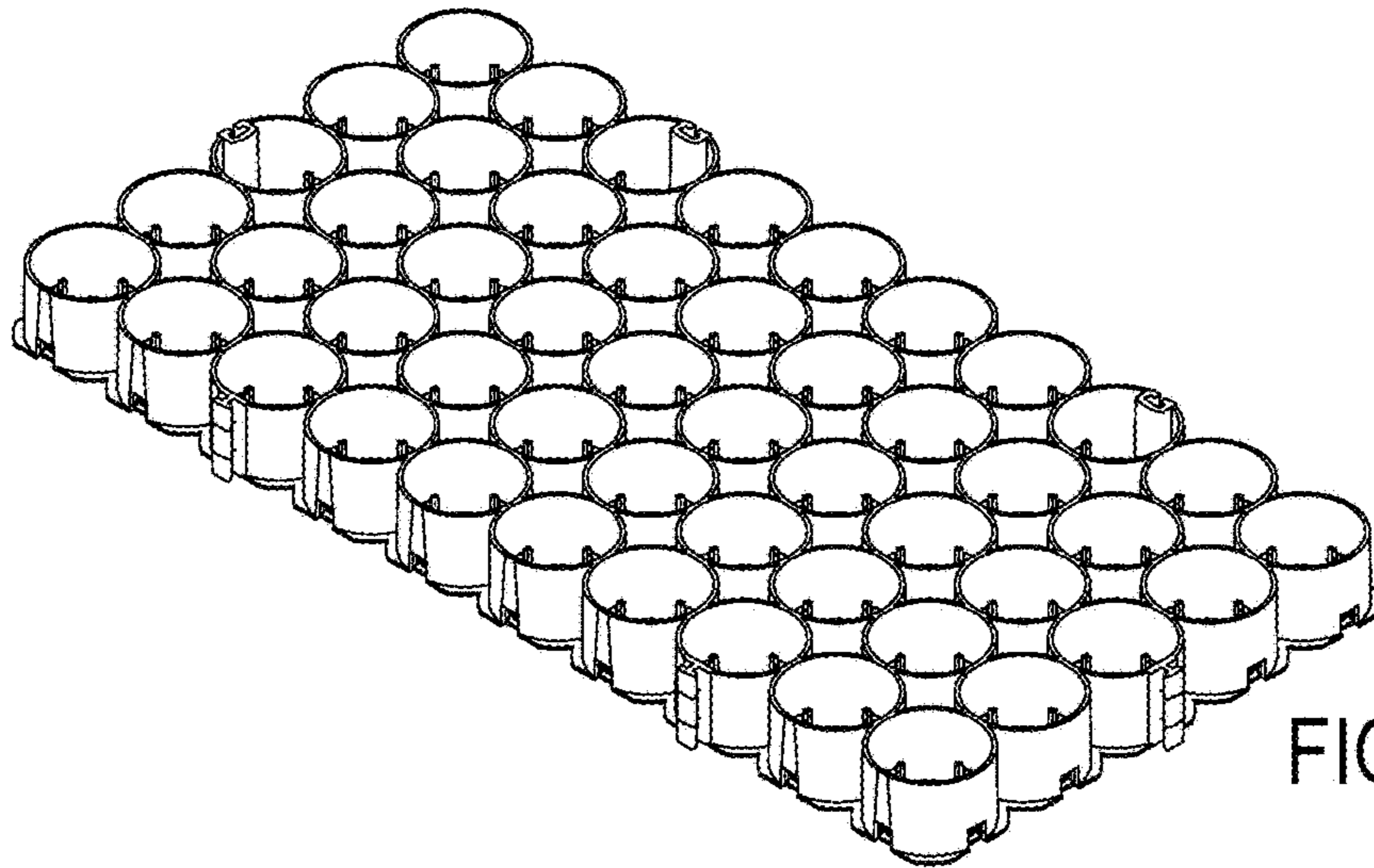


FIG. 1

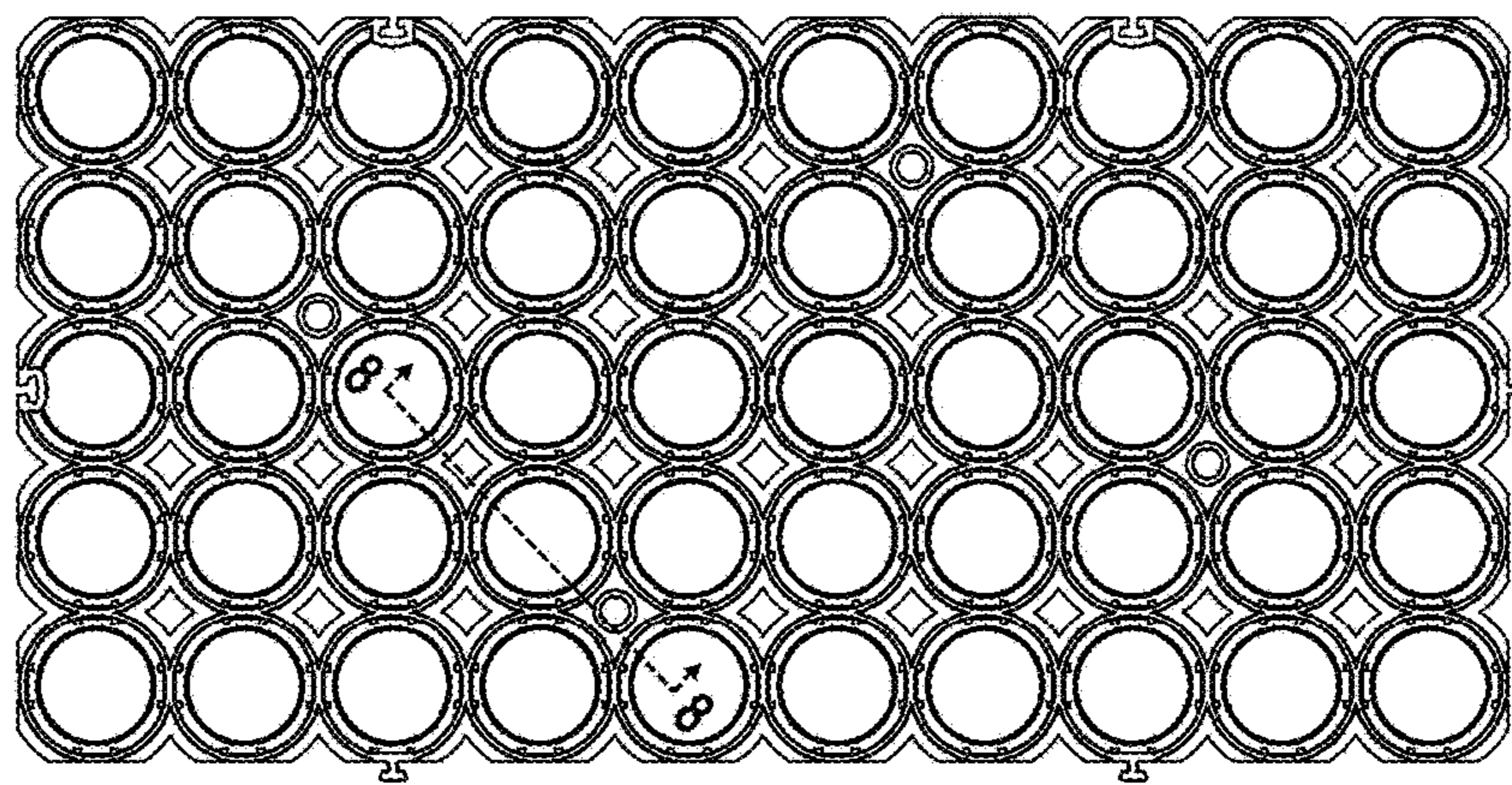


FIG. 2

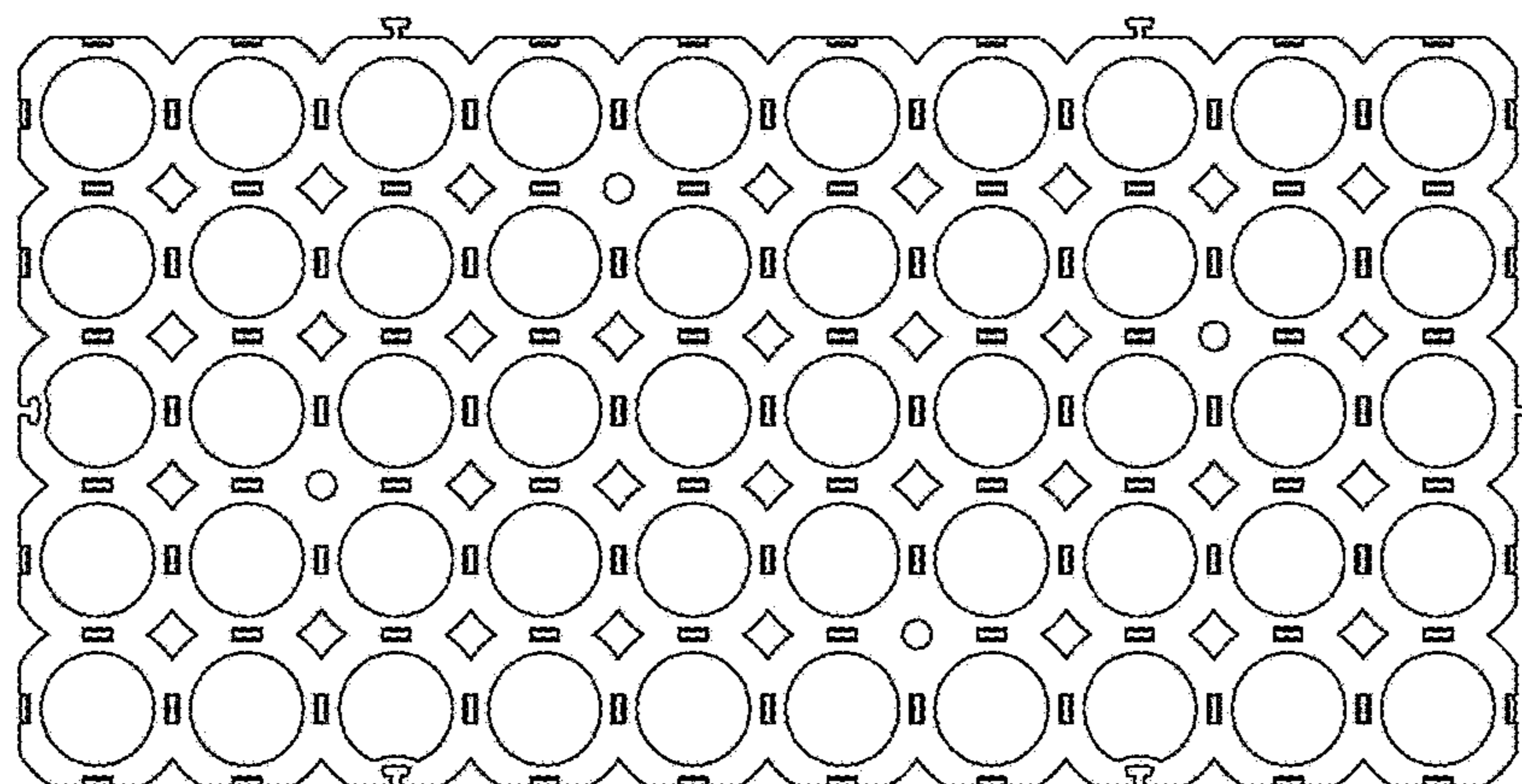


FIG. 3

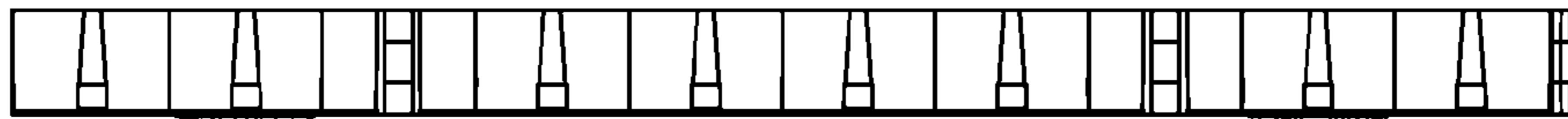


FIG. 4

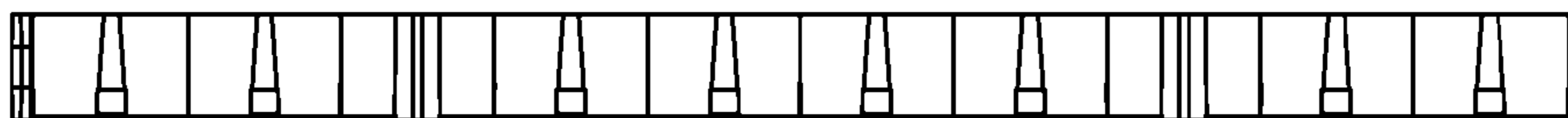


FIG. 5



FIG. 6



FIG. 7

FIG. 8

