



US00D771829S

(12) **United States Design Patent** (10) **Patent No.:** **US D771,829 S**  
**Kim** (45) **Date of Patent:** **\*\* Nov. 15, 2016**

(54) **FACE VIBROMASSAGE APPARATUS**

(71) Applicant: **AMOREPACIFIC CORPORATION,**  
Seoul (KR)

(72) Inventor: **So Hee Kim,** Seoul (KR)

(73) Assignee: **AMOREPACIFIC CORPORATION,**  
Seoul (KR)

(\*\*) Term: **15 Years**

(21) Appl. No.: **29/536,873**

(22) Filed: **Aug. 20, 2015**

(30) **Foreign Application Priority Data**

Feb. 23, 2015 (KR) ..... 30-2015-0009134

(51) **LOC (10) Cl.** ..... **28-03**

(52) **U.S. Cl.**  
USPC ..... **D24/215**

(58) **Field of Classification Search**

USPC ..... D24/200, 211, 212, 213, 214, 215;  
601/19, 27-32, 46, 48, 52, DIG. 12,  
601/DIG. 14, DIG. 15, DIG. 16, DIG. 17, 99,  
601/112, 113, 118, 119, 120, 121;  
D30/160; D14/218; D11/26  
CPC ..... A61H 19/30; A61H 19/32; A61H 19/34;  
A61H 19/40; A61H 19/44; A61H 19/50;  
A61H 19/00; A61H 2201/0153; A61H  
2201/0207; A61H 2201/0263; A61H  
2201/0111; A61H 2201/1253; A61H  
2205/082; A61H 2205/085; A61H 15/0085;  
A61H 15/0092

See application file for complete search history.

(56) **References Cited**

**U.S. PATENT DOCUMENTS**

D312,694 S \* 12/1990 Yanazaki ..... D24/215  
D340,529 S \* 10/1993 Ohashi ..... D24/200

D346,030 S \* 4/1994 Tsai ..... D24/200  
D358,656 S \* 5/1995 Chang ..... D24/200  
D379,661 S \* 6/1997 You ..... D24/213  
D511,662 S \* 11/2005 Leasure ..... D8/25  
D518,576 S \* 4/2006 Sevier ..... D24/200  
D615,662 S \* 5/2010 Turner ..... D24/200  
D619,268 S \* 7/2010 Sugiyama ..... D24/200  
D646,793 S \* 10/2011 Wagner ..... D24/211  
D649,258 S \* 11/2011 Lev-Ran ..... D24/215  
D687,958 S \* 8/2013 Turner ..... D24/215  
D690,430 S \* 9/2013 McVay ..... D24/215  
D695,413 S \* 12/2013 Grust ..... D24/214  
D696,391 S \* 12/2013 Sidell ..... D23/366  
D697,630 S \* 1/2014 Turner ..... D24/215  
D698,035 S \* 1/2014 Turner ..... D24/215  
D700,974 S \* 3/2014 Taalman ..... D24/215  
D706,445 S \* 6/2014 Logan ..... D24/215  
D708,756 S \* 7/2014 Marshall ..... D24/215

\* cited by examiner

*Primary Examiner* — Sandra Snapp

(74) *Attorney, Agent, or Firm* — Browdy and Neimark,  
PLLC

(57) **CLAIM**

The ornamental design for a face vibromassage apparatus.

**DESCRIPTION**

FIG. 1 is a right perspective view of new design for a face vibromassage apparatus as shown in the drawings;  
FIG. 2 is a front elevation view;  
FIG. 3 is a rear elevation view;  
FIG. 4 is a left side view;  
FIG. 5 is a right side view;  
FIG. 6 is a top plan view;  
FIG. 7 is a bottom plan view; and,  
FIG. 8 is a left perspective view.

**1 Claim, 8 Drawing Sheets**

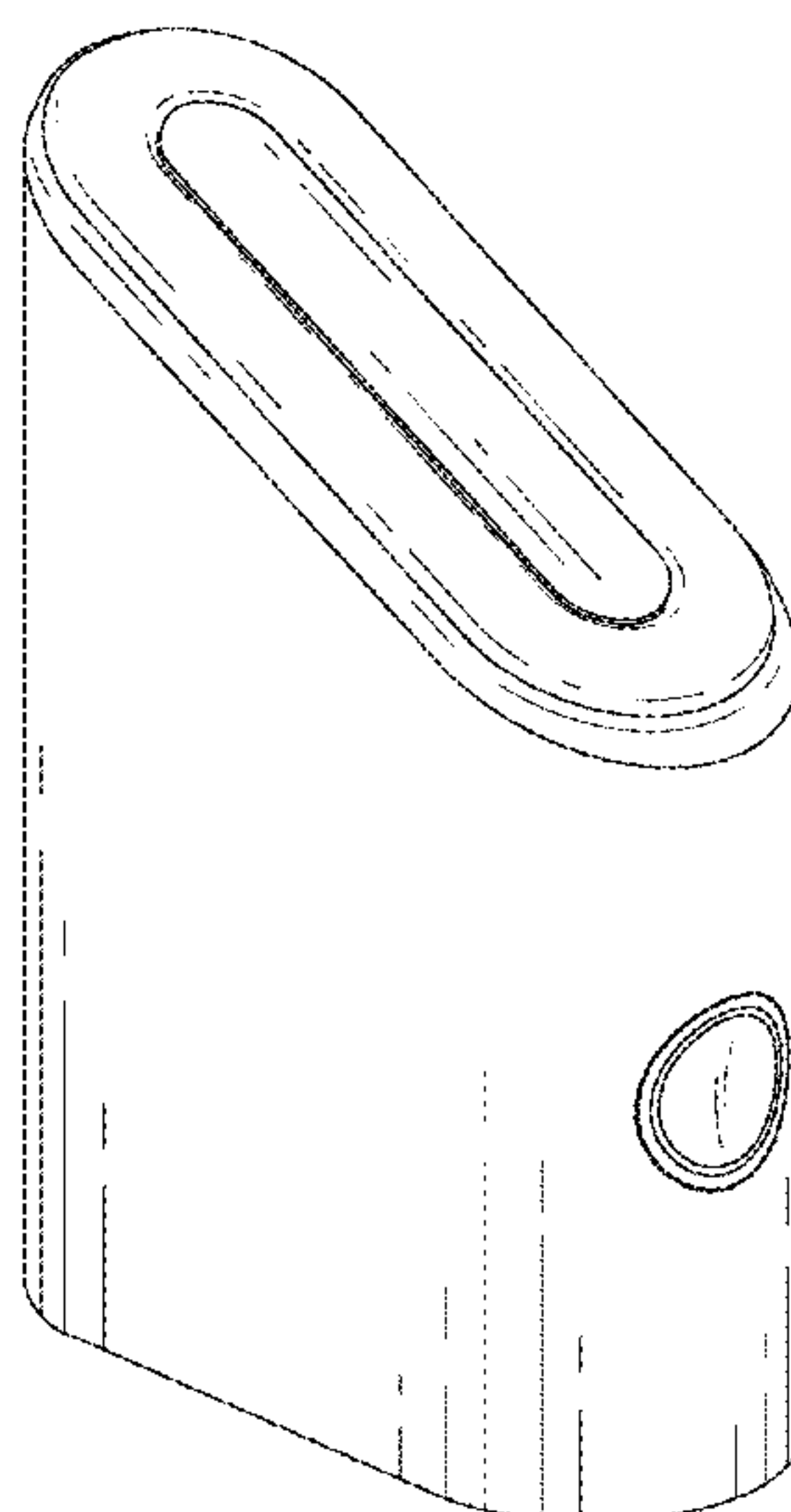


FIG. 1

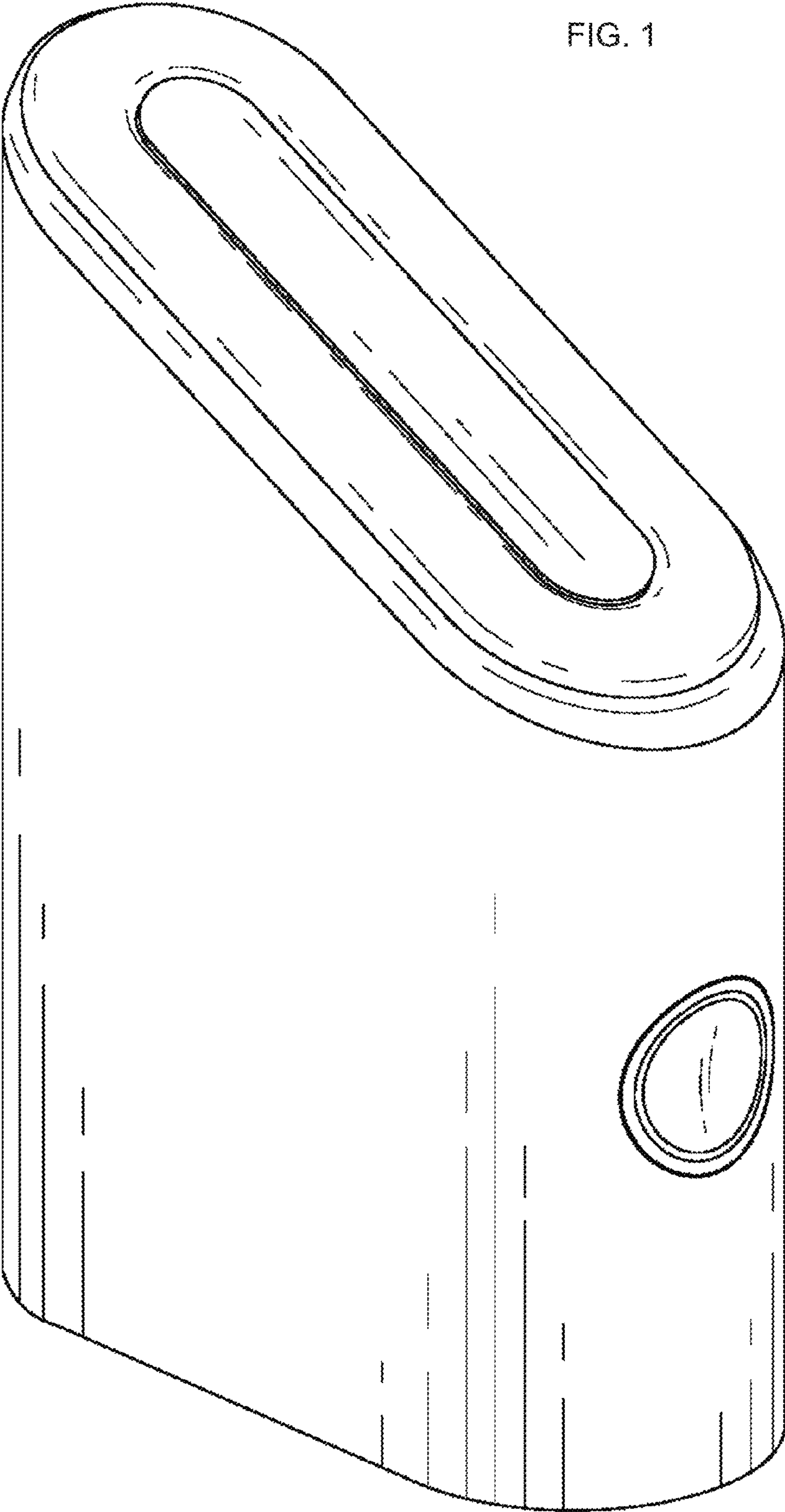


FIG. 2

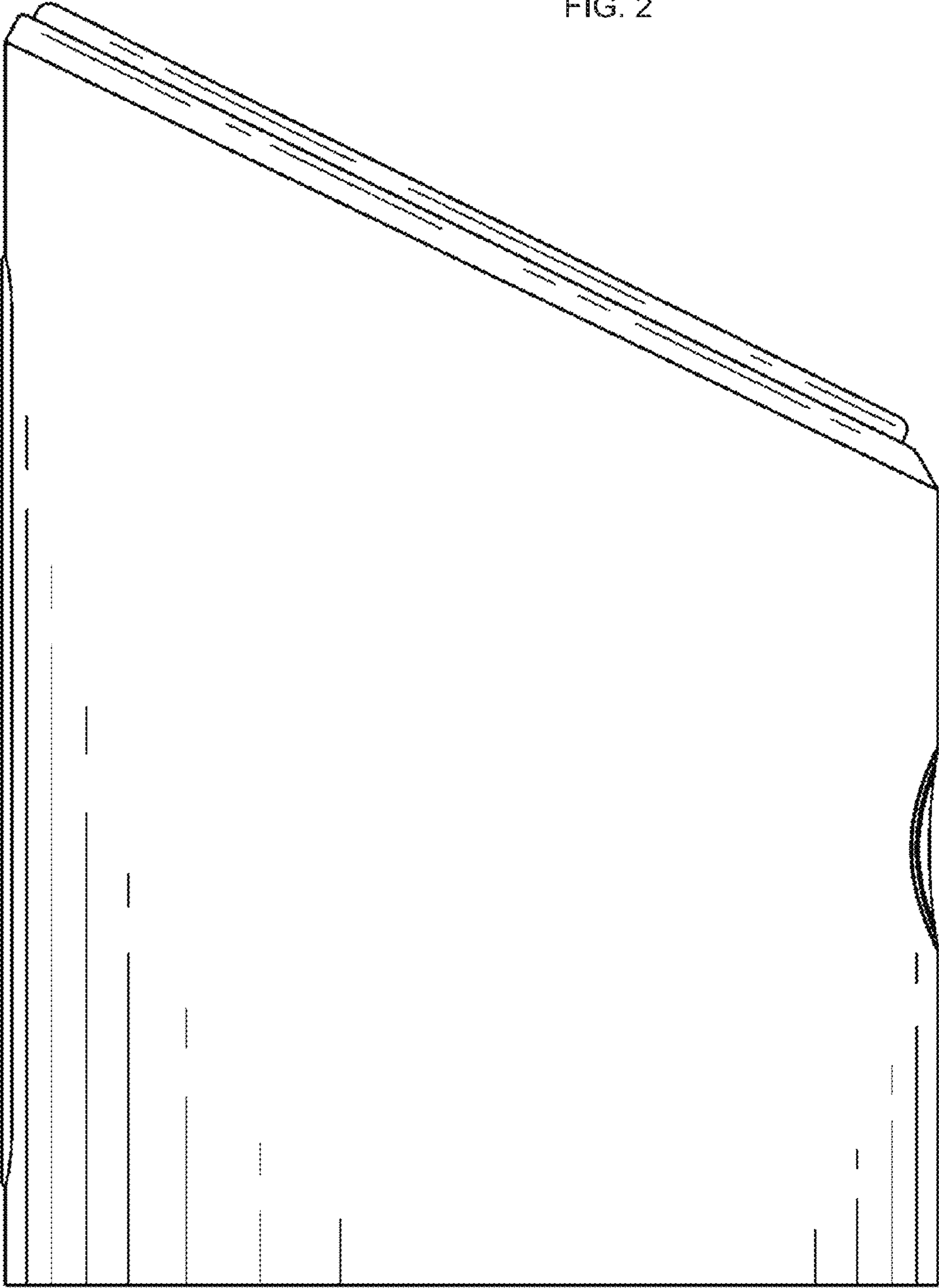
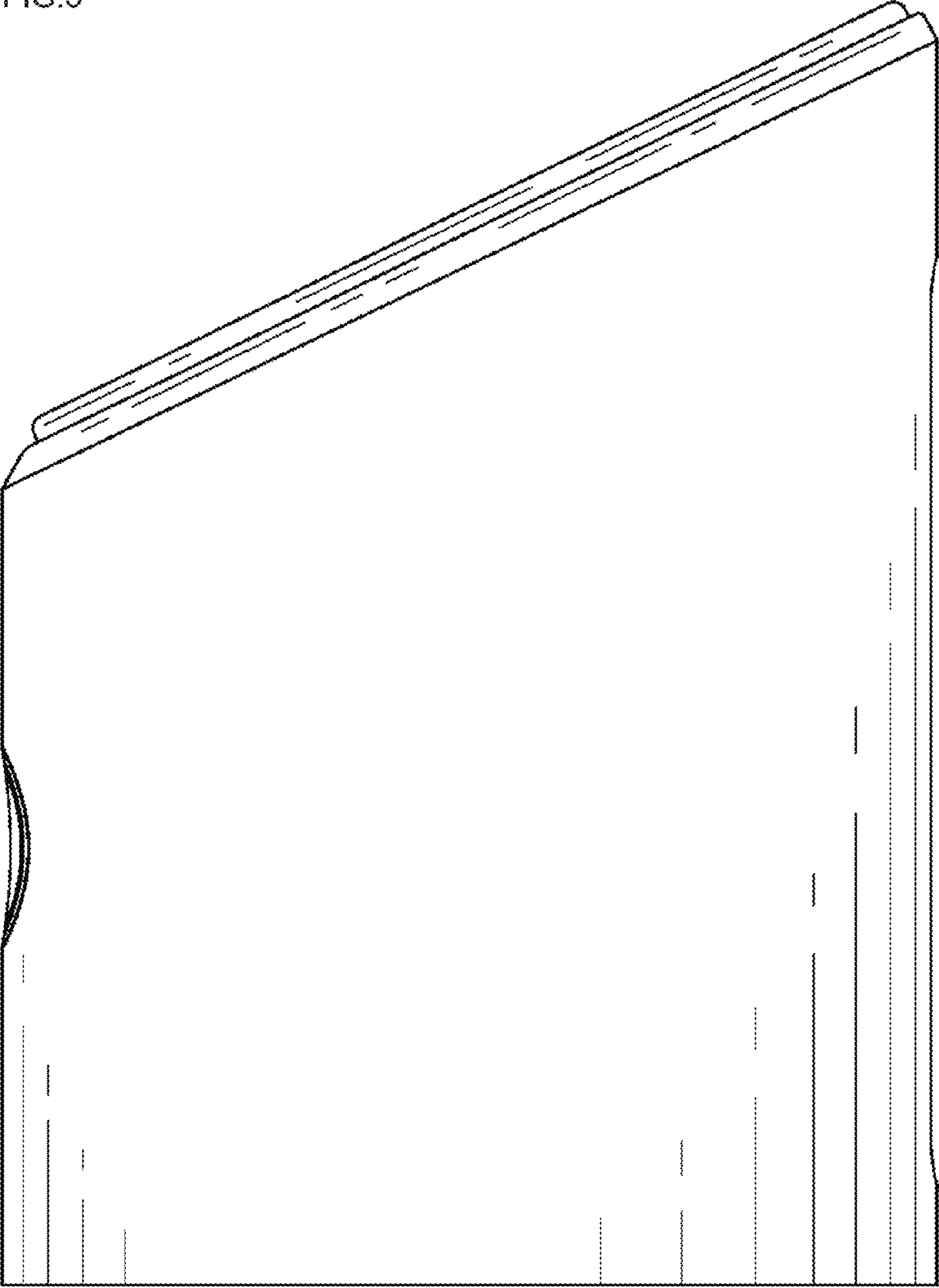


FIG.3



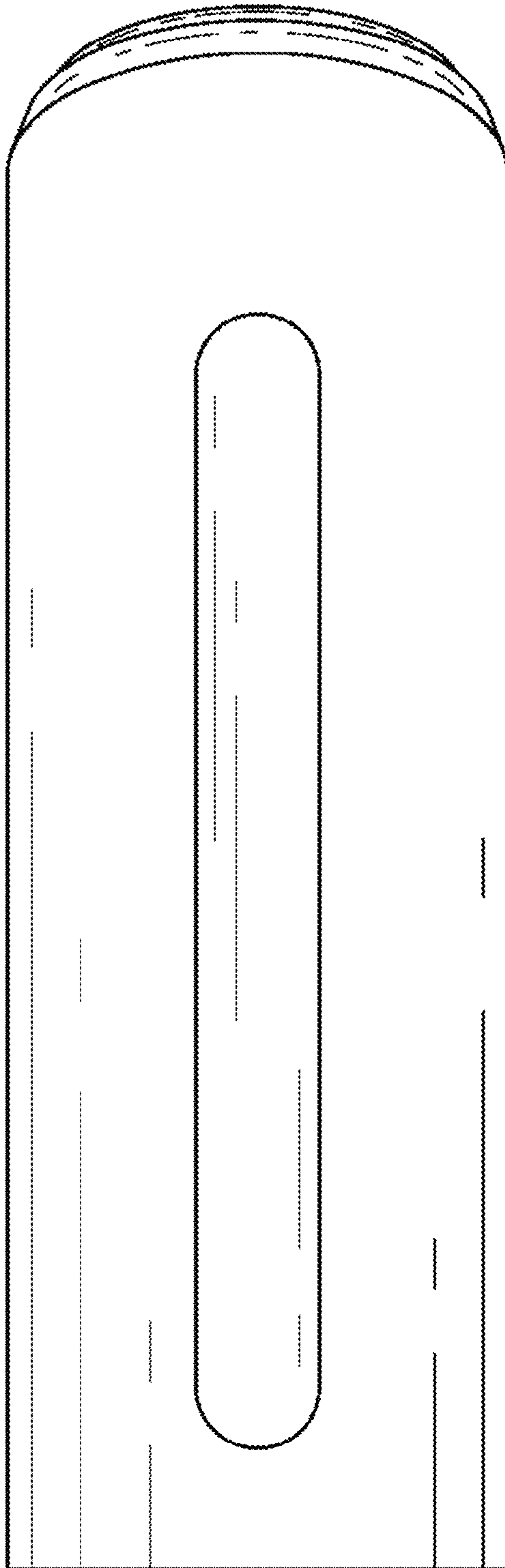


FIG. 4



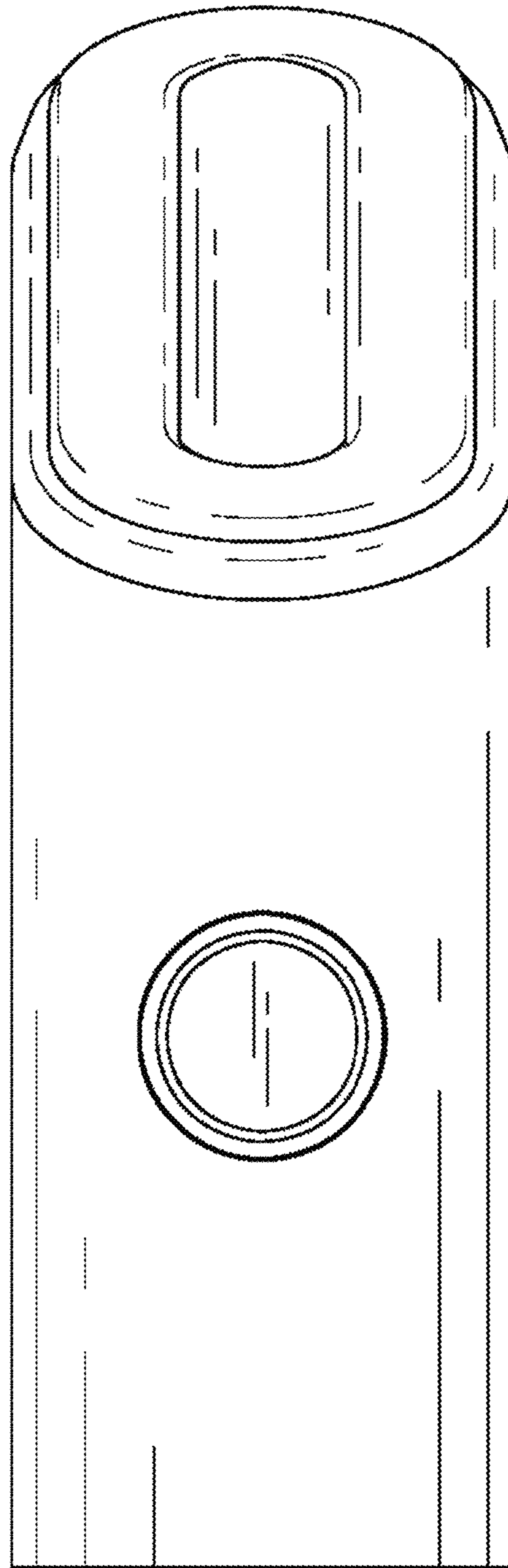


FIG. 5




FIG. 6




FIG. 7



FIG. 8

