



US00D771828S

(12) **United States Design Patent** (10) **Patent No.:** **US D771,828 S**
Sedic (45) **Date of Patent:** **** Nov. 15, 2016**

(54) **PERSONAL MASSAGER**

(71) Applicant: **LELO Inc.**, San Jose, CA (US)
 (72) Inventor: **Filip Sedic**, Stockholm (SE)
 (73) Assignee: **LELO INC.**, San Jose, CA (US)
 (**) Term: **15 Years**
 (21) Appl. No.: **29/535,199**

(22) Filed: **Aug. 4, 2015**
 (51) **LOC (10) Cl.** **28-03**
 (52) **U.S. Cl.**
 USPC **D24/215**
 (58) **Field of Classification Search**
 USPC D24/200, 211, 212, 213, 214, 215;
 601/19, 27-32, 46, 48, 52, DIG. 12,
 601/DIG. 14, DIG. 15, DIG. 16, DIG. 17, 99,
 601/112, 113, 118, 119, 120, 121;
 D30/160; D14/218; D11/26
 CPC A61H 19/30; A61H 19/32; A61H 19/34;
 A61H 19/40; A61H 19/44; A61H 19/50;
 A61H 19/00; A61H 2201/0153; A61H
 2201/0207; A61H 2201/0263; A61H
 2201/0111; A61H 2201/1253; A61H
 2205/082; A61H 2205/085; A61H 15/0085;
 A61H 15/0092

See application file for complete search history.

(56) **References Cited**

U.S. PATENT DOCUMENTS

7,749,178	B2 *	7/2010	Imboden	A61H 19/00 601/15
D648,442	S *	11/2011	Caggiano	D24/215
D665,091	S *	8/2012	Mistry	D24/215
D667,132	S *	9/2012	Marshall	D24/215
D674,503	S *	1/2013	Peddicord	D24/215
D681,842	S *	5/2013	Chang	D24/215
D694,417	S *	11/2013	Tai	D24/215
RE45,585	E *	6/2015	Peddicord	D24/215

* cited by examiner

Primary Examiner — Sandra Snapp

(74) *Attorney, Agent, or Firm* — Fenwick & West LLP

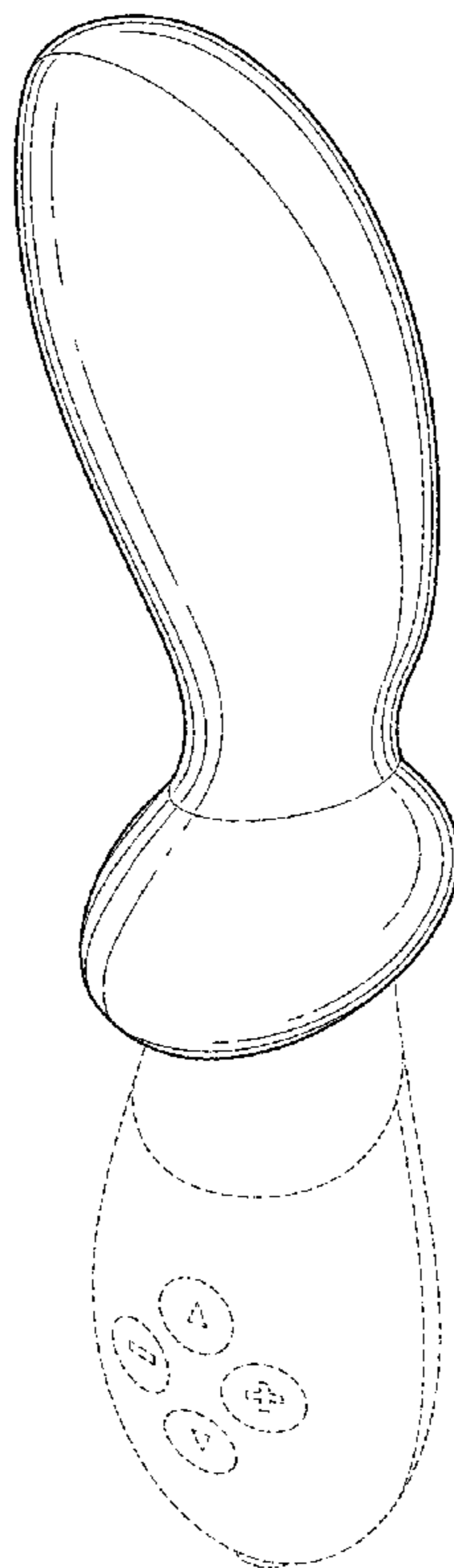
(57) **CLAIM**

I claim the ornamental design for a personal massager, as shown and described.

DESCRIPTION

FIG. 1 is a perspective view of a personal massager.
 FIG. 2 is a front view of the personal massager.
 FIG. 3 is a back view of the personal massager.
 FIG. 4 is a left side view of the personal massager.
 FIG. 5 is a right side view of the personal massager.
 FIG. 6 is a top plan view of the personal massager; and,
 FIG. 7 is a bottom plan view of the personal massager.
 The broken lines are directed to environment and are for illustrative purposes only; the broken lines form no part of the claimed design.

1 Claim, 7 Drawing Sheets



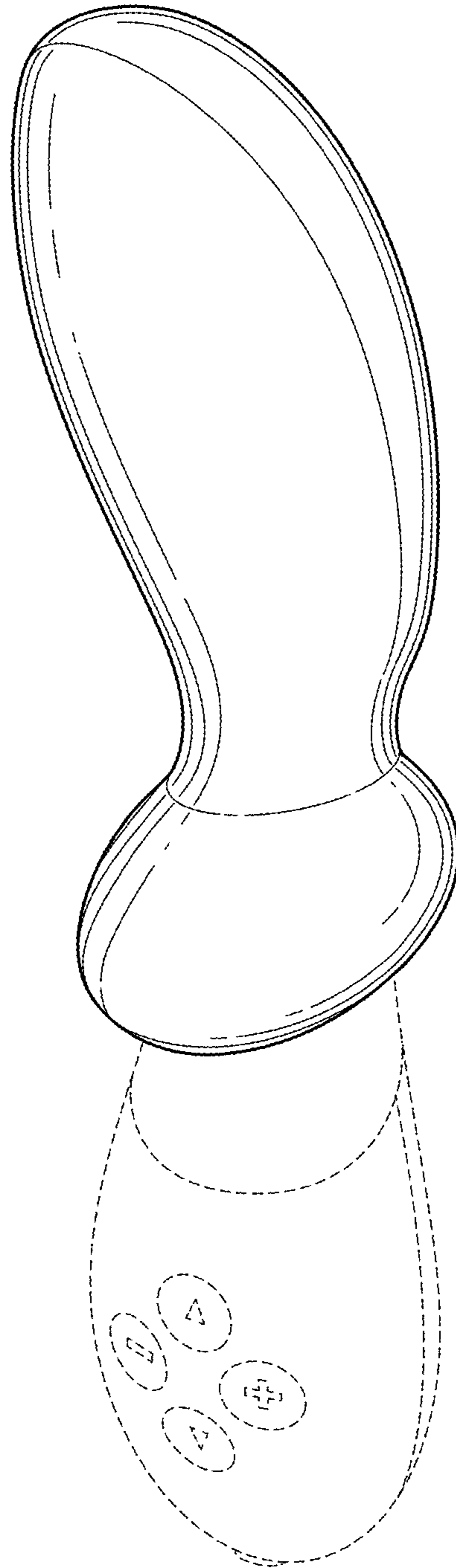


FIG. 1

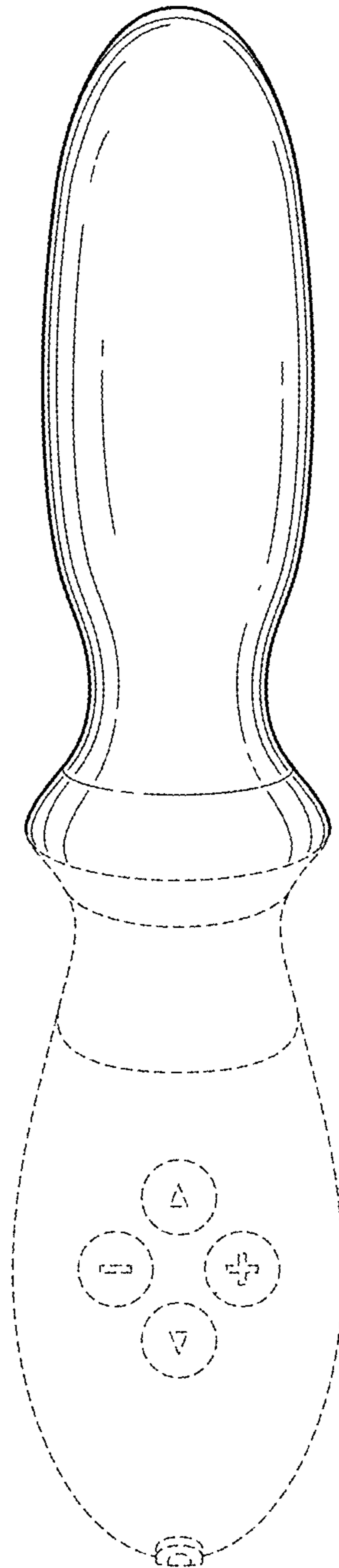


FIG. 2

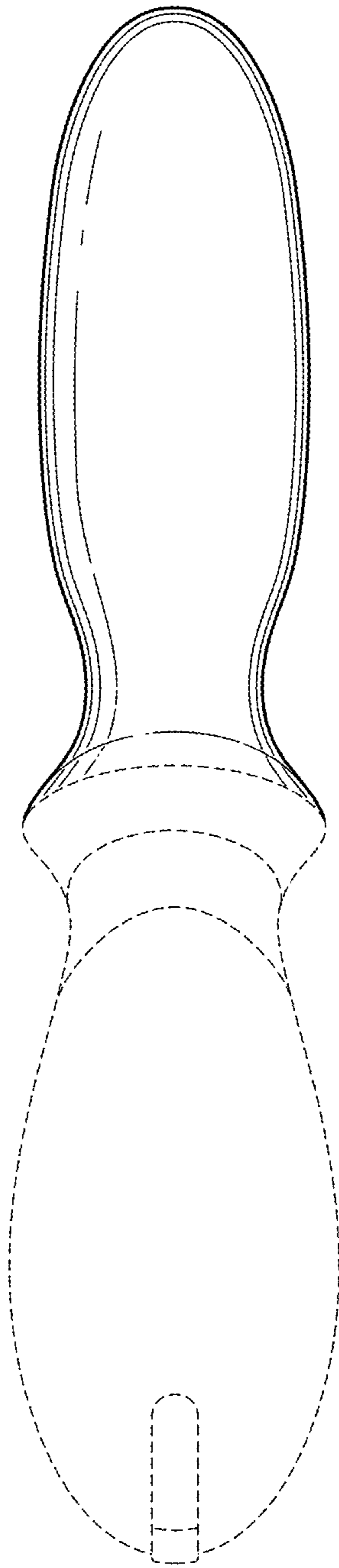


FIG. 3

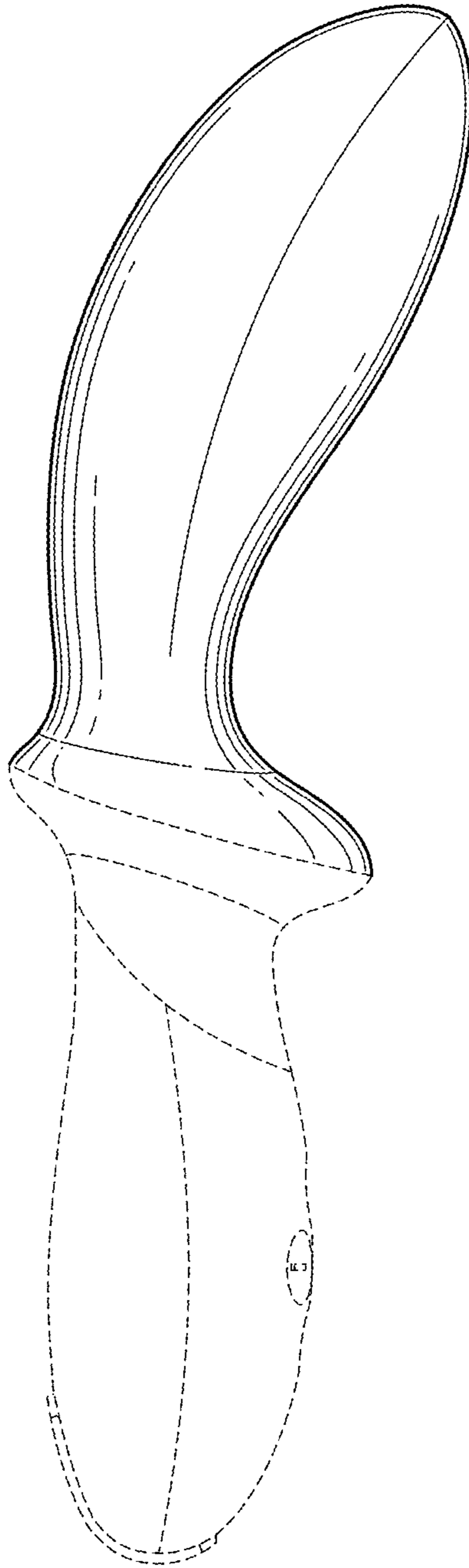


FIG. 4

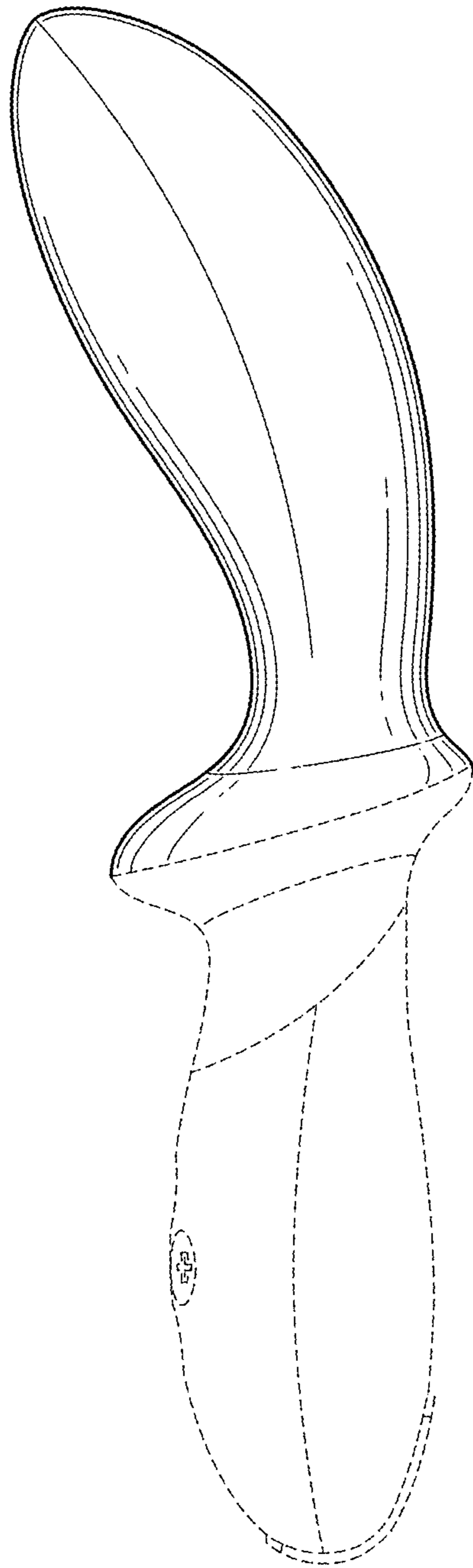


FIG. 5

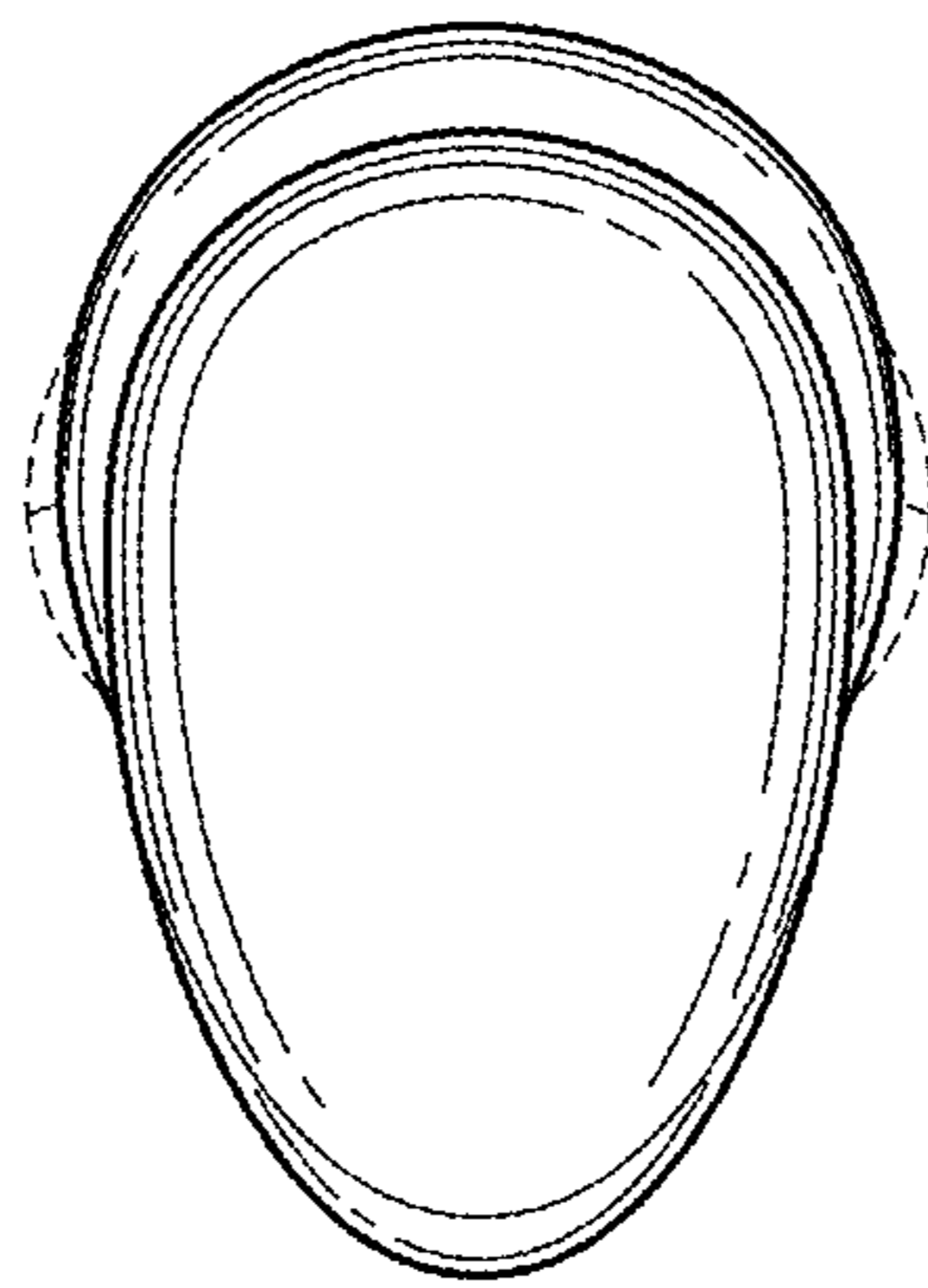


FIG. 6

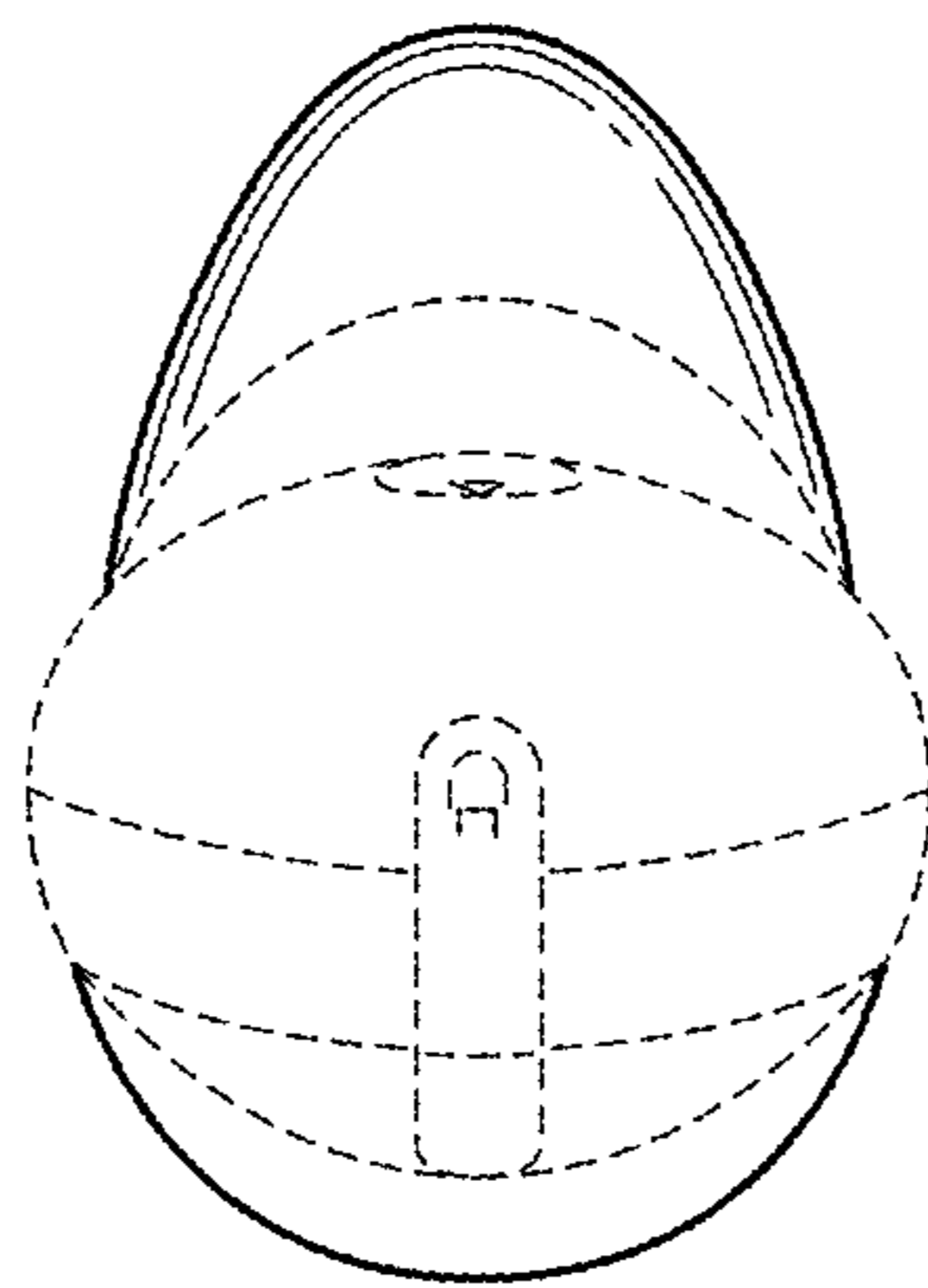


FIG. 7