



US00D771820S

(12) **United States Design Patent** (10) **Patent No.:** **US D771,820 S**  
**Haye** (45) **Date of Patent:** **\*\* Nov. 15, 2016**

(54) **PATIENT INFORMATION DEVICE**

(71) Applicant: **Totally New Technologies LLC**,  
Goodlettsville, TN (US)

(72) Inventor: **Jovan P. Haye**, Brentwood, TN (US)

(73) Assignee: **Totally New Technologies LLC**,  
Goodlettsville, TN (US)

(\*\*) Term: **14 Years**

(21) Appl. No.: **29/495,204**

(22) Filed: **Jun. 27, 2014**

(51) **LOC (10) Cl.** ..... **24-02**

(52) **U.S. Cl.**  
USPC ..... **D24/186**

(58) **Field of Classification Search**  
USPC ..... D24/165–168, 186, 187, 107, 189, 231;  
D10/70, 75, 98; D20/22, 28  
CPC A61B 5/6815; A61B 5/6816; A61B 5/6824;  
A61B 5/6831; A61B 5/6832; A61B 5/02405;  
A61B 5/02411; A61B 5/02427; A61B  
5/02438; A61B 2562/164  
See application file for complete search history.

(56) **References Cited**

**U.S. PATENT DOCUMENTS**

6,270,466	B1 *	8/2001	Weinstein	.....	A61B 5/6815 600/590
D478,668	S *	8/2003	Epstein	.....	D24/187
D525,362	S *	7/2006	Nielsen	.....	D24/168
D527,823	S *	9/2006	Levinson	.....	D24/187
D567,950	S *	4/2008	Savage, Jr.	.....	D24/186
D690,019	S *	9/2013	Nichols	.....	D24/189
8,668,643	B2	3/2014	Kinast		

D725,403	S *	3/2015	Gottschalk	.....	D10/96
D754,355	S *	4/2016	Ganapathy	.....	D24/186
2005/0091896	A1	5/2005	Kotik et al.		
2012/0056719	A1	3/2012	Krishna et al.		
2013/0120157	A1	5/2013	Geva		
2013/0297330	A1	11/2013	Kamen et al.		
2014/0143064	A1	5/2014	Tran		
2015/0335288	A1 *	11/2015	Toth	.....	A61B 5/6833 600/373

\* cited by examiner

*Primary Examiner* — Anhdao Doan

(74) *Attorney, Agent, or Firm* — LaBatt, LLC

(57) **CLAIM**

The ornamental design for a patient information device, as shown and described.

**DESCRIPTION**

FIG. 1 is a front view of a patient information device according to the present design.

FIG. 2 is a rear view of the patient information device shown in FIG. 1.

FIG. 3 is a left side elevation view of the patient information device shown in FIG. 1, the right side elevation view is a mirror image of the left side elevation view.

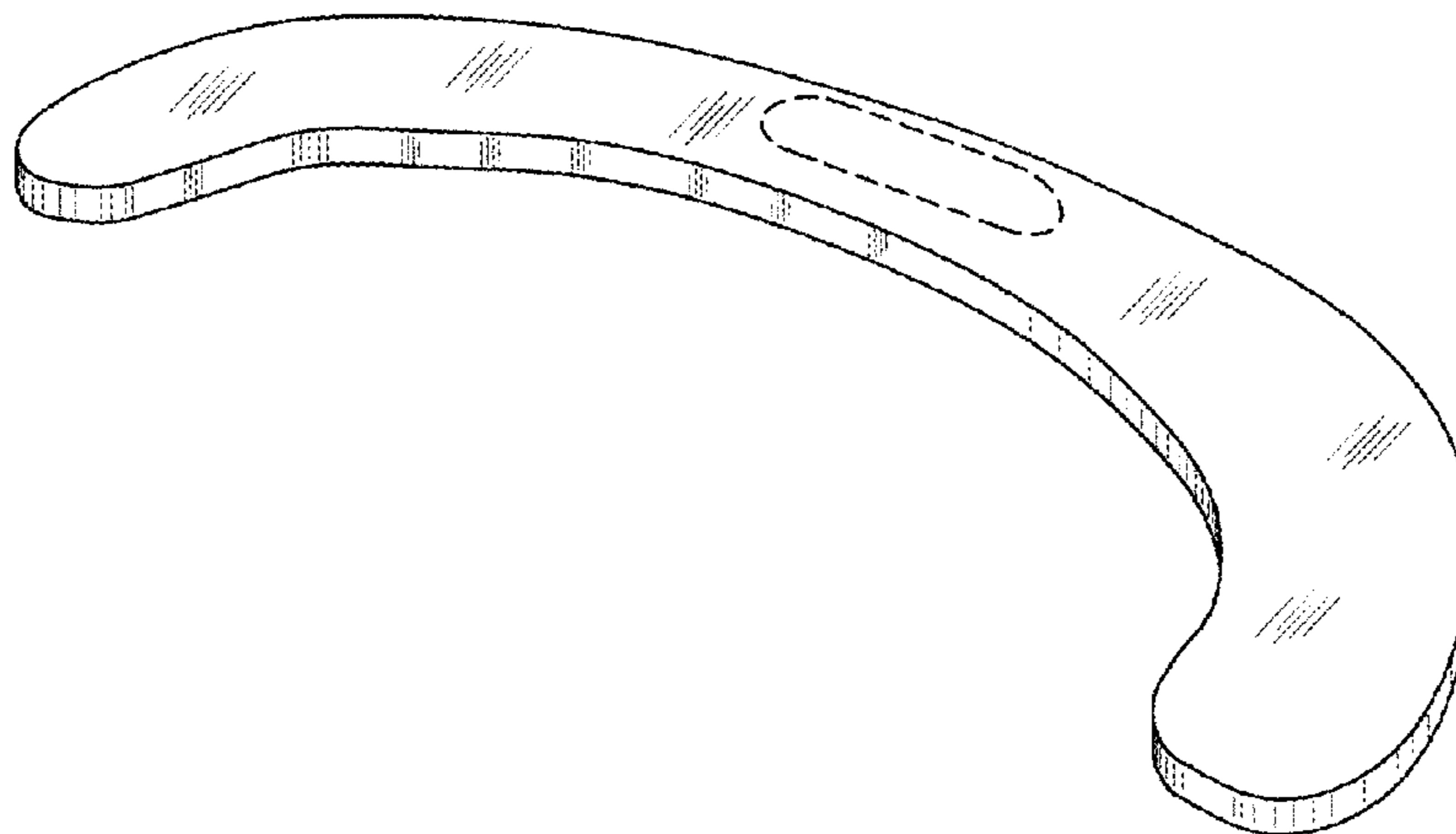
FIG. 4 is a top plan view of the patient information device shown in FIG. 1.

FIG. 5 is a bottom view of the patient information device shown in FIG. 1; and,

FIG. 6 is a top, front, left side perspective view of the patient information device shown in FIG. 1.

The broken lines illustrate portion of the patent information device that forms no part of the claimed design.

**1 Claim, 2 Drawing Sheets**



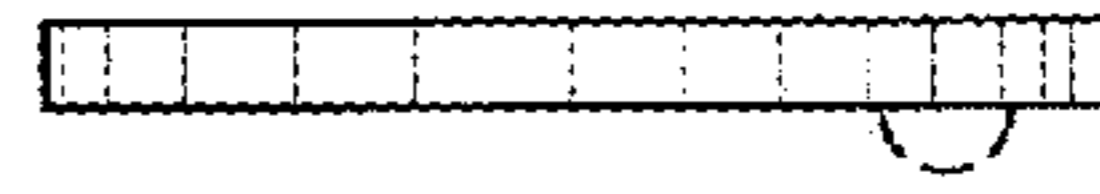


FIG. 4

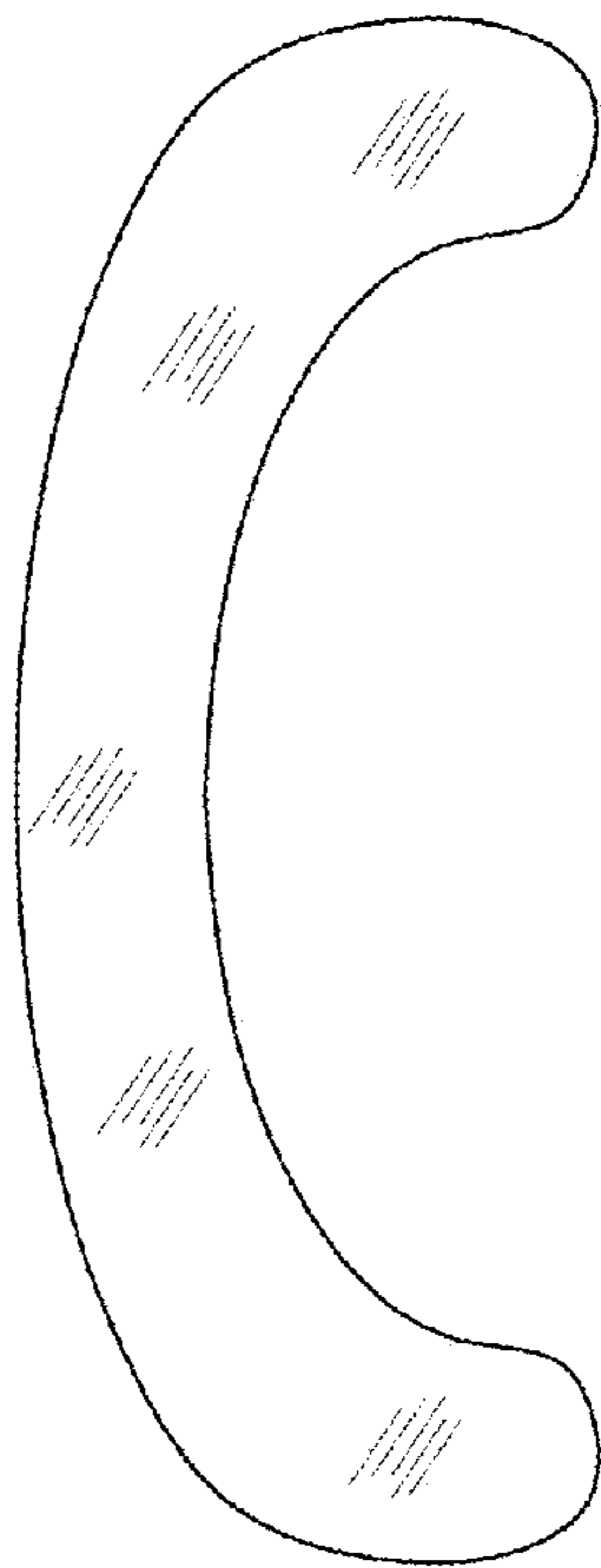


FIG. 2



FIG. 3

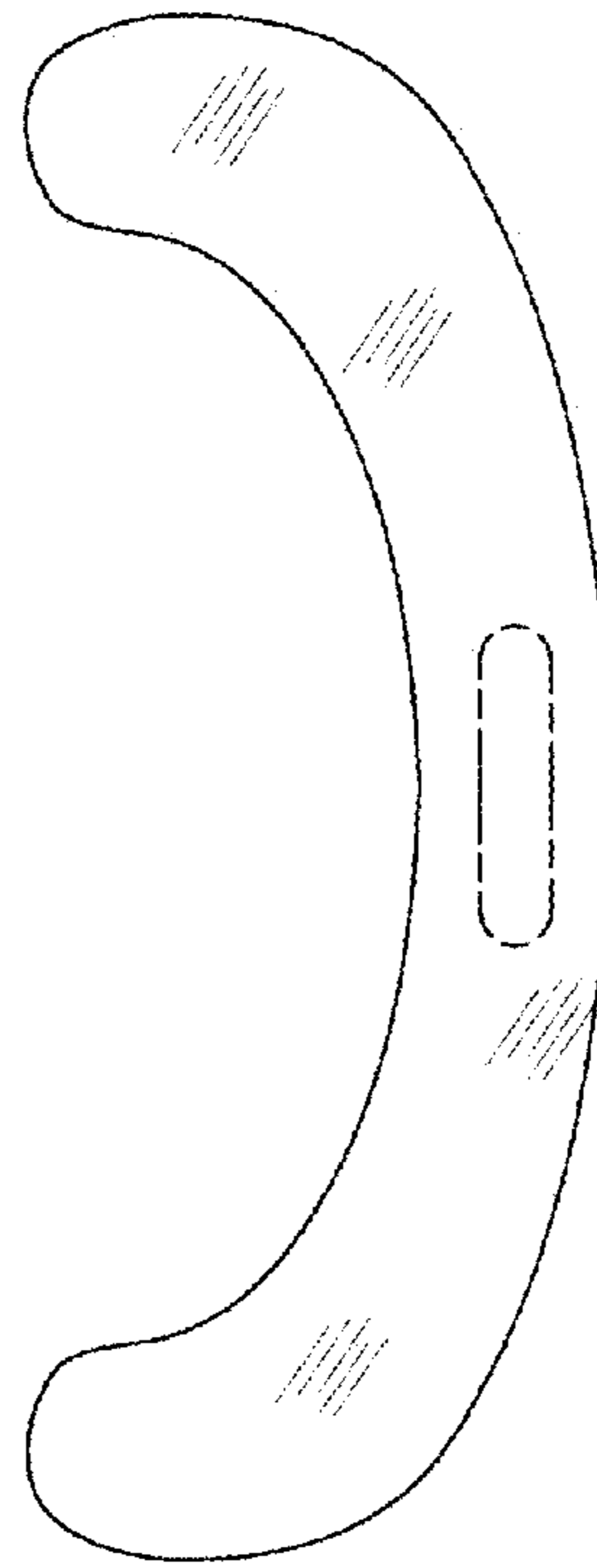


FIG. 1

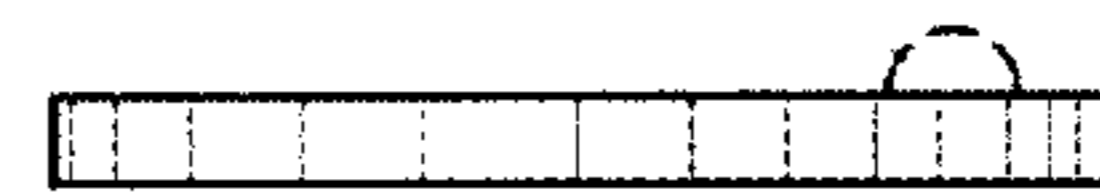


FIG. 5

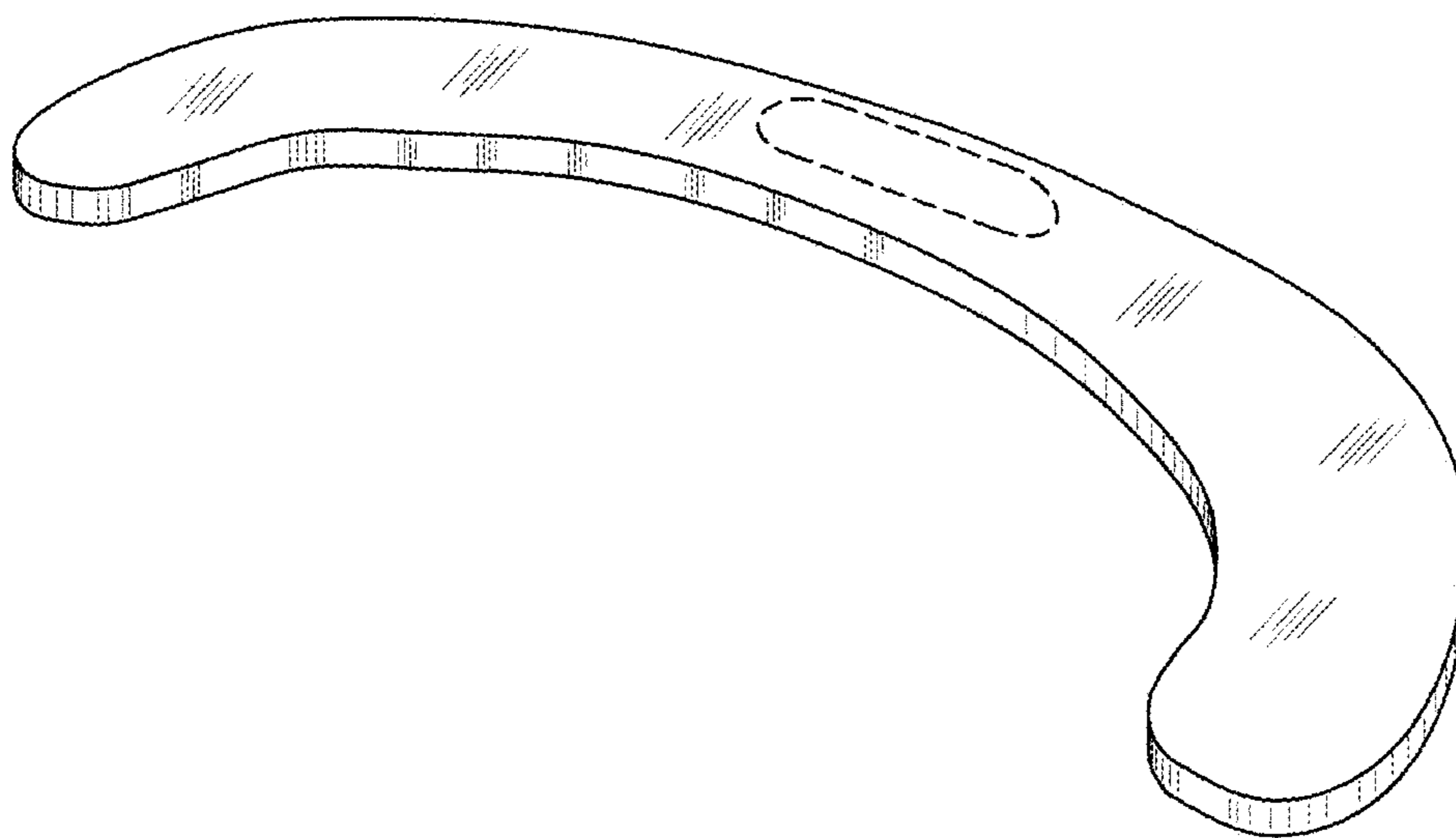


FIG. 6