



US00D771746S

(12) **United States Design Patent** (10) **Patent No.:** **US D771,746 S**
Senese (45) **Date of Patent:** **** Nov. 15, 2016**

(54) **CREDIT CARD**

- (71) Applicant: **John Senese**, Succasunna, NJ (US)
- (72) Inventor: **John Senese**, Succasunna, NJ (US)
- (**) Term: **14 Years**
- (21) Appl. No.: **29/513,698**
- (22) Filed: **Jan. 5, 2015**

Related U.S. Application Data

- (62) Division of application No. 29/430,701, filed on Aug. 29, 2012, now Pat. No. Des. 721,399.
- (51) **LOC (10) Cl.** **19-08**
- (52) **U.S. Cl.**
USPC **D19/9**
- (58) **Field of Classification Search**
USPC D19/1-12, 20-34, 100;
40/124.01-124.15, 672, 661, 726, 776,
40/617; 283/72, 74-75, 103, 105-117, 82,
283/70, 94, 81, 907; 206/449; D21/385;
D20/10, 22, 27, 40, 42, 11;
D14/435-437; 235/380, 382, 487, 493,
235/488; D6/613, 583; 360/2
CPC .. B42D 15/00; B42D 15/022; B42D 15/027;
B42D 15/042; B42D 15/045; B42D 25/00;
B42D 25/20; B42D 25/30; B42D 25/23;
B42D 25/26; B42D 25/29; B42D 25/285;
B42D 2033/00; B42D 2033/02; B42D
2033/04; B42D 2033/08; B42D 2033/10;
B42D 2033/18; B42D 2033/20; B42D
2033/22; B42D 2033/28; B42D 2033/30;
B42F 19/00; B42F 19/02; B42F 19/04;
B42F 17/00; B42F 17/04; B42F 17/06;
B42F 17/12; B42F 17/34; B42F 21/00;
B42F 21/02; B42F 21/06; B42F 21/12

See application file for complete search history.

(56) **References Cited**

U.S. PATENT DOCUMENTS

2,021,950	A *	11/1935	Thomas	B42F 19/00 40/360
2,558,546	A *	6/1951	Outer	B42F 17/00 40/384
4,930,928	A *	6/1990	Ristuccia, Sr.	B42F 19/04 283/56
D318,067	S *	7/1991	McCormick	D19/9
5,492,268	A *	2/1996	Biddle	B42F 17/00 229/67.1
D467,247	S *	12/2002	Pentz	D14/436
D518,058	S *	3/2006	Hart	D14/436
D616,021	S *	5/2010	Halbur	D19/9
D628,627	S *	12/2010	Halbur	D19/9
D634,779	S *	3/2011	Lynch	D19/9
D635,187	S *	3/2011	Pompei	D19/9
D721,399	S *	1/2015	Senese	D19/9
9,221,294	B2 *	12/2015	Stone	B42F 21/02

* cited by examiner

Primary Examiner — Abraham Bahta

(74) *Attorney, Agent, or Firm* — Lawrence G. Fridman, Esq.

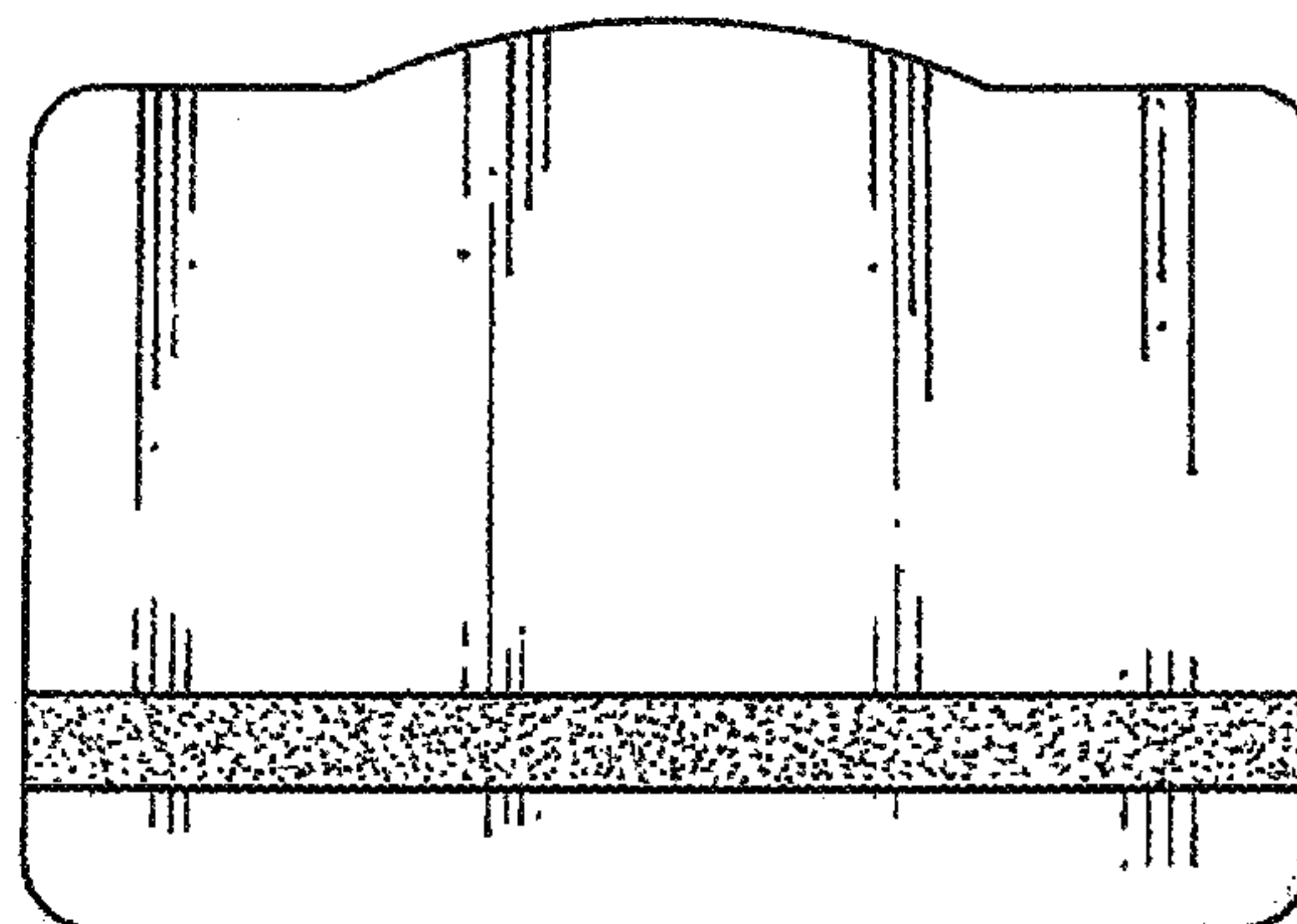
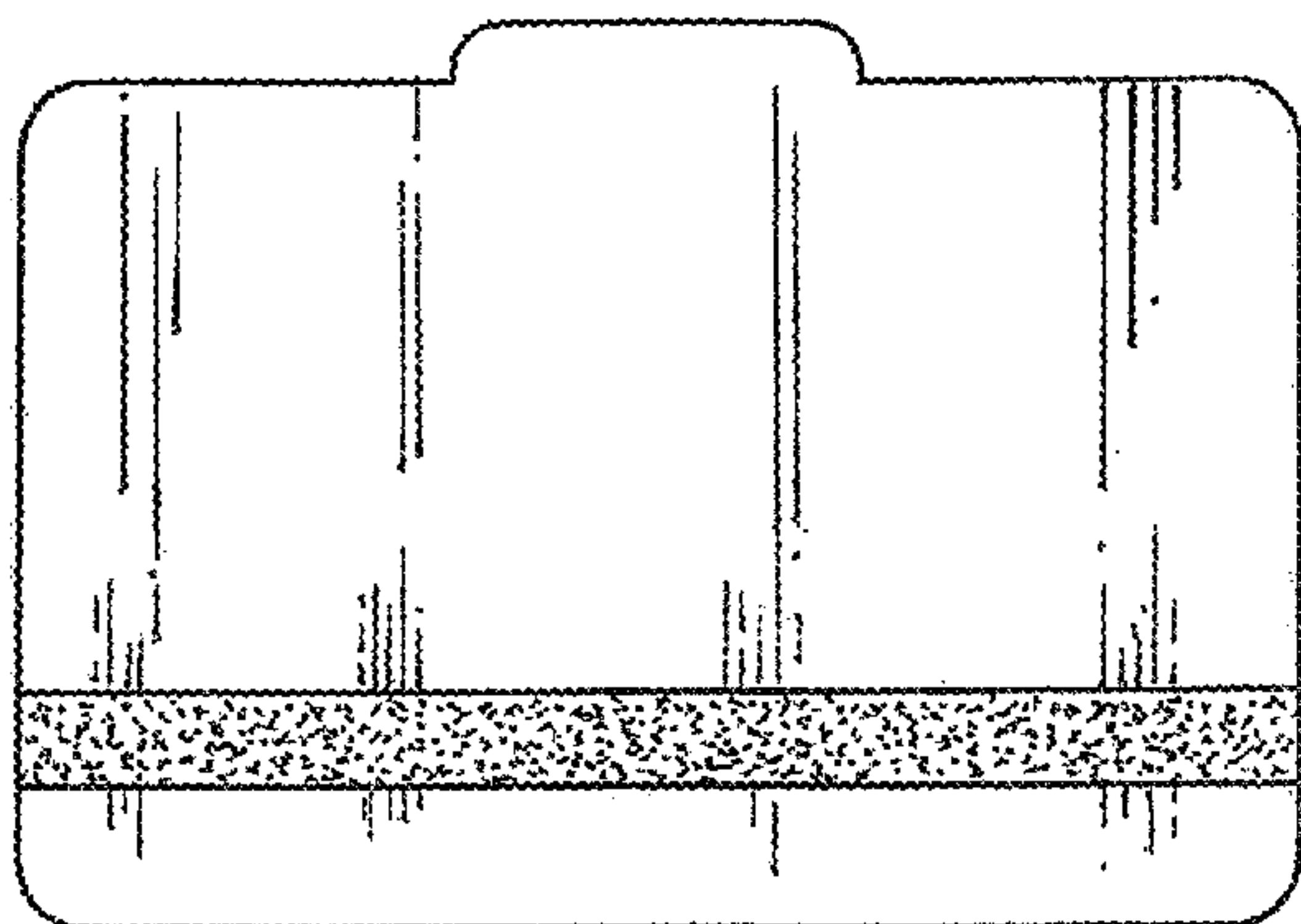
(57) **CLAIM**

The ornamental design for a credit card, as shown and described.

DESCRIPTION

FIG. 1 is a rear elevational view of a first embodiment of the credit card showing my new design;
 FIG. 2 is a one side elevational view thereof; the other side elevational view is a mirror image of FIG. 2;
 FIG. 3 is a top plan view thereof;
 FIG. 4 is a bottom plan view thereof;
 FIG. 5 is a front elevational view thereof;
 FIG. 6 is a rear elevational view of a second embodiment of the credit card;
 FIG. 7 is a one side elevational view thereof; the other side elevational view is a mirror image of FIG. 7;
 FIG. 8 is a top plan view thereof;
 FIG. 9 is a bottom plan view thereof; and,
 FIG. 10 is a front elevational view thereof.

1 Claim, 2 Drawing Sheets






FIG. 3

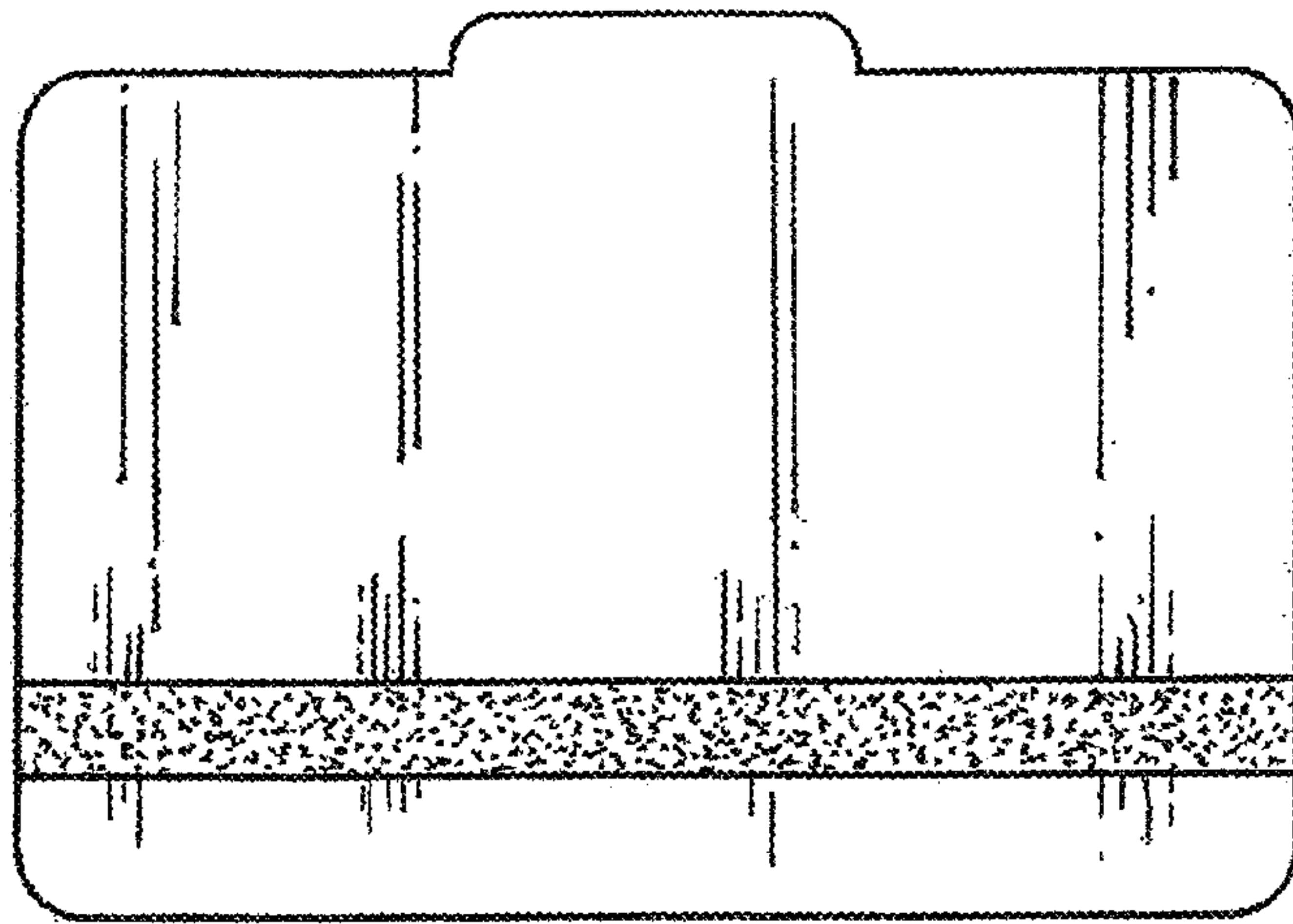


FIG. 1



FIG. 2




FIG. 4

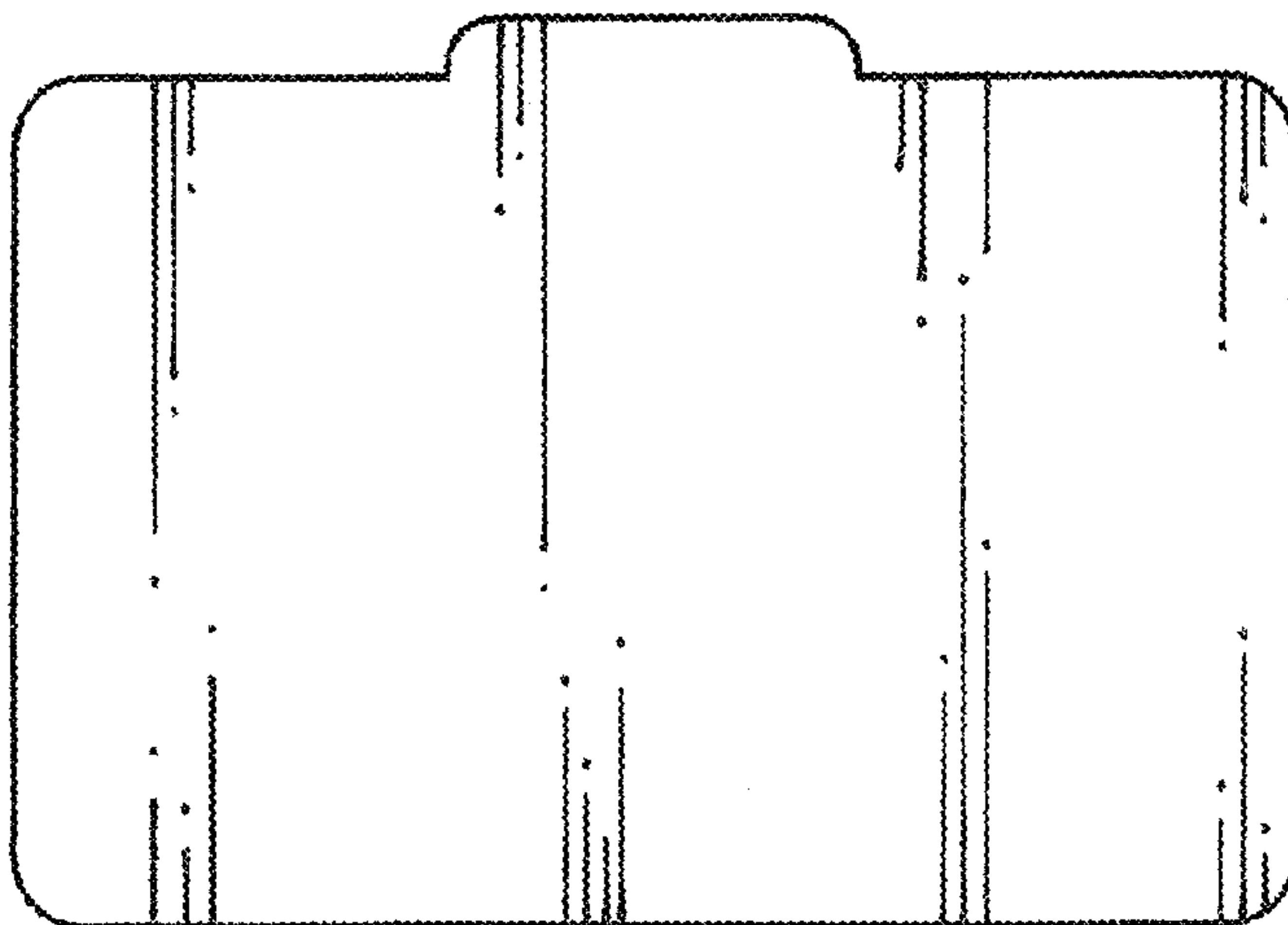


FIG. 5




FIG. 8

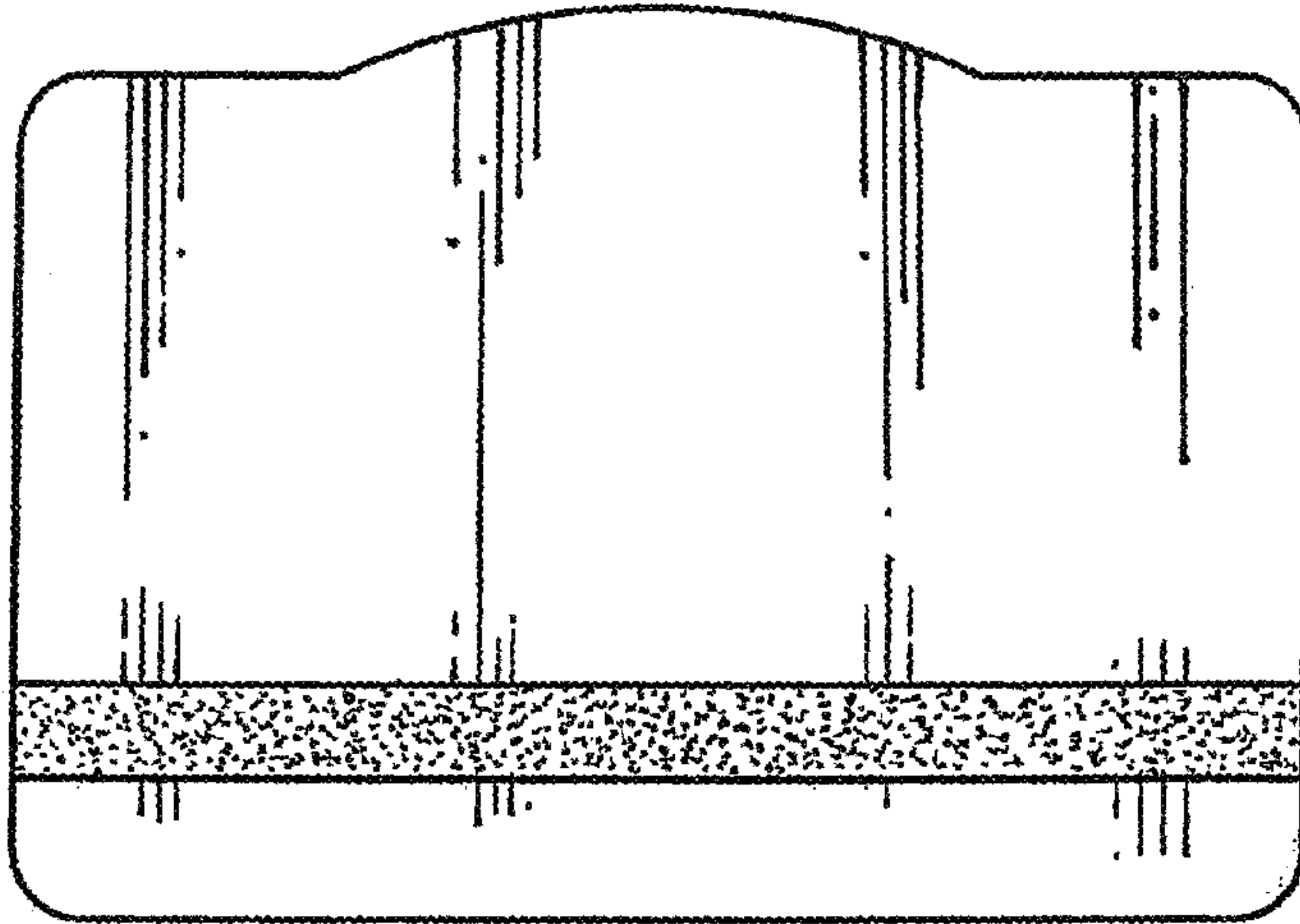


FIG. 6



FIG. 7




FIG. 9

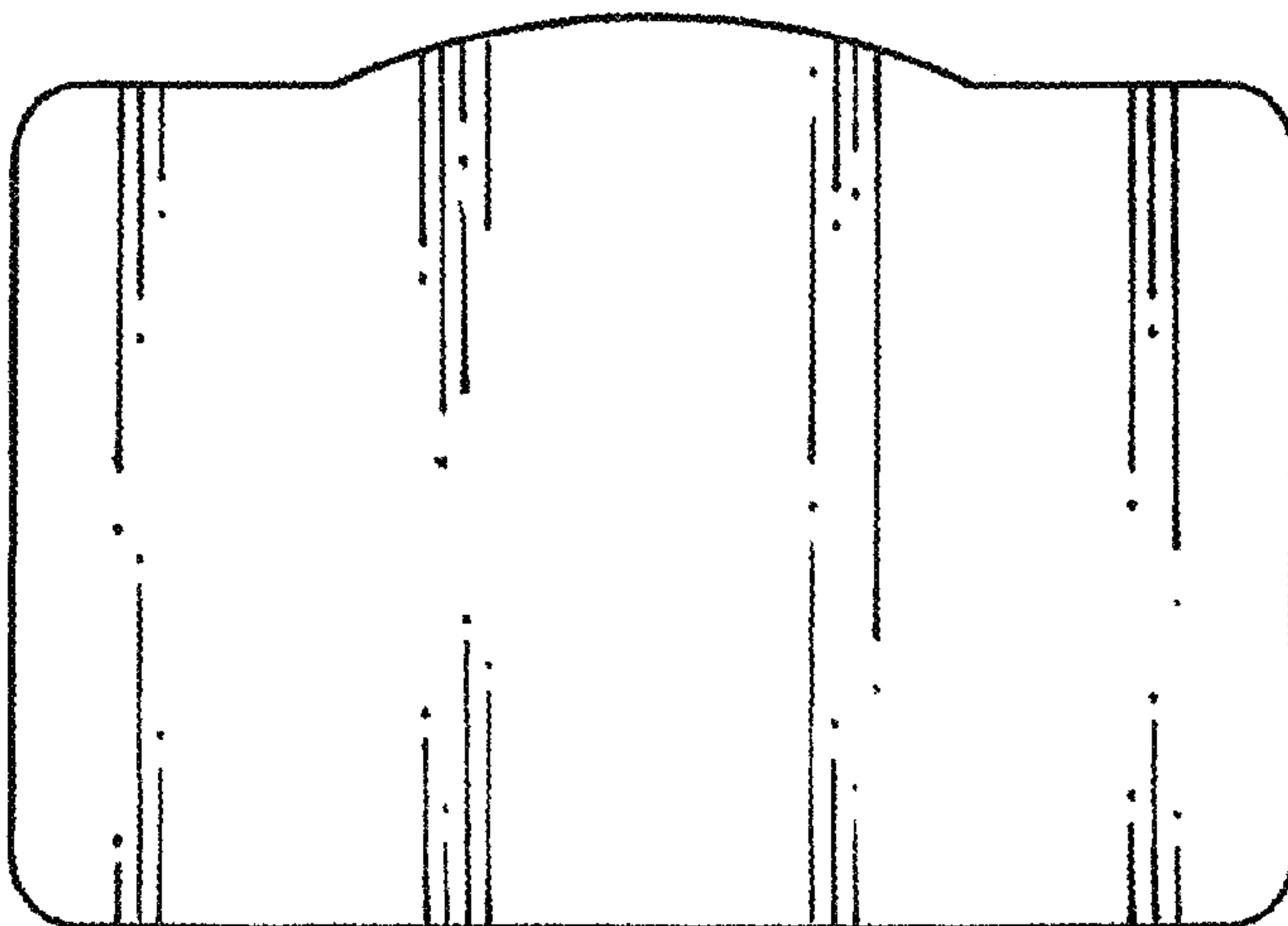


FIG. 10