



US00D771741S

(12) **United States Design Patent**
Everest

(10) **Patent No.:** **US D771,741 S**

(45) **Date of Patent:** **** Nov. 15, 2016**

(54) **SOLAR FACE SHIELD**

(71) Applicant: **Terri Michelle Everest**, Tucson, AZ
(US)

(72) Inventor: **Terri Michelle Everest**, Tucson, AZ
(US)

(**) Term: **15 Years**

(21) Appl. No.: **29/534,821**

(22) Filed: **Jul. 31, 2015**

(51) **LOC (10) Cl.** **16-06**

(52) **U.S. Cl.**
USPC **D16/337**

(58) **Field of Classification Search**
USPC D16/101, 300-342, 900; D29/109-110;
D14/372; 351/41, 44, 45-48, 51-52,
351/62, 158, 92, 103-123, 140-153, 63,
351/59; 2/13, 15, 426-432, 447-449, 441,
2/434-437
CPC G02C 2200/08; G02C 1/06; G02C 5/14;
G02C 5/16; G02C 11/02; G02C 11/04;
G02C 2200/22; G02C 5/146; G02C 5/2254;
G02C 5/008; G01C 5/16; A61M 2021/0044;
A63B 33/002

See application file for complete search history.

(56) **References Cited**

U.S. PATENT DOCUMENTS

D237,903 S * 12/1975 Giannetti D16/336
4,729,650 A * 3/1988 Jennings G02C 5/08
351/41
4,751,746 A 6/1988 Rustin
4,810,080 A * 3/1989 Grendol A61F 9/02
351/138
4,821,340 A * 4/1989 Johnson A61F 9/029
128/863
D318,283 S * 7/1991 Cleveland D14/205
D323,410 S * 1/1992 Jacobson D16/330
D323,570 S * 1/1992 Jacobson D16/330
5,204,700 A * 4/1993 Sansalone B63C 11/12
351/41

D336,098 S * 6/1993 Evans D16/339
5,300,963 A * 4/1994 Tanaka A61F 9/045
2/426
5,307,095 A * 4/1994 Ogura G02C 11/00
351/111
D361,081 S * 8/1995 Pardinias D16/339
5,438,706 A * 8/1995 Lambur A61F 9/029
2/13
5,666,664 A 9/1997 Hamilton

(Continued)

Primary Examiner — Rosemary K Tarcza

Assistant Examiner — Sanjeev Paul

(74) *Attorney, Agent, or Firm* — Fish & Richardson P.C.

(57) **CLAIM**

The ornamental design for a solar face shield, as shown and described.

DESCRIPTION

FIG. 1 is a front perspective view of a first embodiment of a solar face shield in accordance with my design.

FIG. 2 is a back perspective view of the solar face shield of FIG. 1.

FIG. 3 is a side view of a first side edge of the solar face shield of FIG. 1.

FIG. 4 is a side view of a second side edge of the solar face shield of FIG. 1.

FIG. 5 is a top view of the solar face shield of FIG. 1.

FIG. 6 is a bottom view of the solar face shield of FIG. 1.

FIG. 7 is a front perspective view of a second embodiment of the solar face shield in accordance with my design.

FIG. 8 is a back perspective view of the solar face shield of FIG. 7.

FIG. 9 is a side view of a first side edge of the solar face shield of FIG. 7.

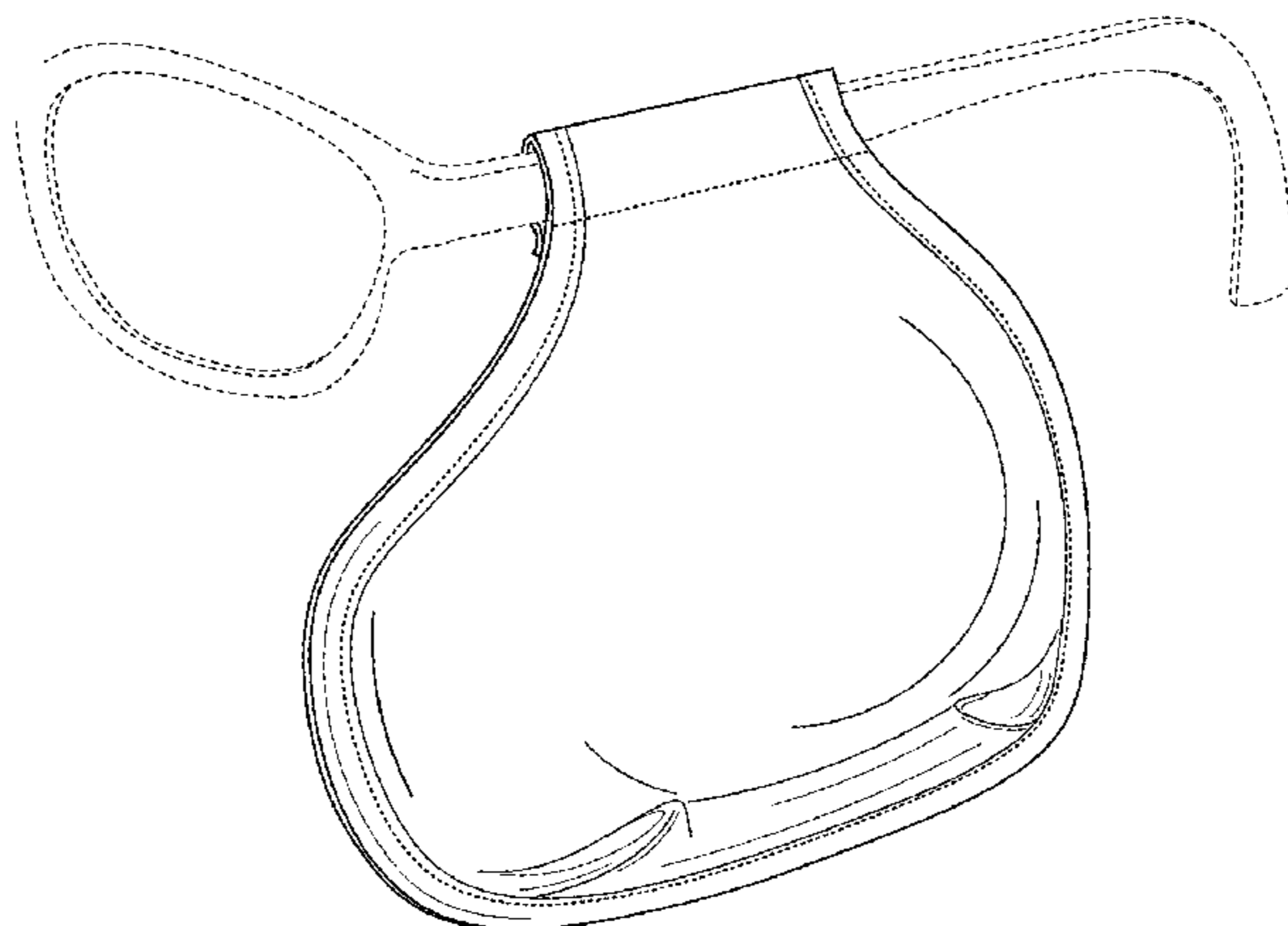
FIG. 10 is a side view of a second side edge of the solar face shield of FIG. 7.

FIG. 11 is a top view of the solar face shield of FIG. 7; and,

FIG. 12 is a bottom view of the solar face shield of FIG. 7.

The features shown in broken lines in the drawings depict environmental subject matter only and form no part of the claimed design.

1 Claim, 6 Drawing Sheets



(56)

References Cited

U.S. PATENT DOCUMENTS

5,748,278	A *	5/1998	Simmons, Sr.	A61F 9/045 2/449
5,850,637	A *	12/1998	Lewis	G02C 11/00 2/455
6,007,196	A *	12/1999	Saba	G02C 7/16 2/13
6,029,278	A	2/2000	Lopez		
D450,744	S *	11/2001	Rhoades	D16/311
6,393,609	B1 *	5/2002	Simmons, Sr.	A61F 9/025 2/13
D462,374	S *	9/2002	Lane	D16/301
6,648,471	B1 *	11/2003	Dalrymple	G02C 5/143 351/111
6,715,873	B2 *	4/2004	Nahmias	G02C 7/16 2/13
D493,813	S *	8/2004	Simmons, Sr.	D16/337
6,910,767	B2 *	6/2005	Froissard	G02C 5/2254 2/13
6,978,478	B2 *	12/2005	Urakawa	G02B 27/0176 2/15
D549,765	S *	8/2007	Duffie	D16/337
D607,565	S *	1/2010	McClure	D16/309
D662,969	S *	7/2012	Napper	D16/309
D681,101	S *	4/2013	Reid	D16/339
D684,622	S *	6/2013	Cho	D16/306
D684,623	S *	6/2013	Tobey	D16/339
D688,294	S *	8/2013	Roy	D16/309
D757,154	S *	5/2016	Muftic	D16/300
2006/0174396	A1	8/2006	Rosas		
2008/0297719	A1	12/2008	Brillouet		
2009/0290120	A1 *	11/2009	Abraham	A61F 9/045 351/158
2012/0050666	A1 *	3/2012	Havens-Olmstead	.	G02C 5/126 351/132
2013/0180029	A1	7/2013	Danner		
2014/0204331	A1 *	7/2014	Huh	A61F 9/023 351/44
2014/0253862	A1	9/2014	Nodtvedt		
2014/0340629	A1 *	11/2014	Sadler	G02C 11/12 351/111
2015/0185508	A1 *	7/2015	Mazzola	G02C 11/12 351/44
2016/0025999	A1 *	1/2016	Chen	G02C 5/006 351/63

* cited by examiner

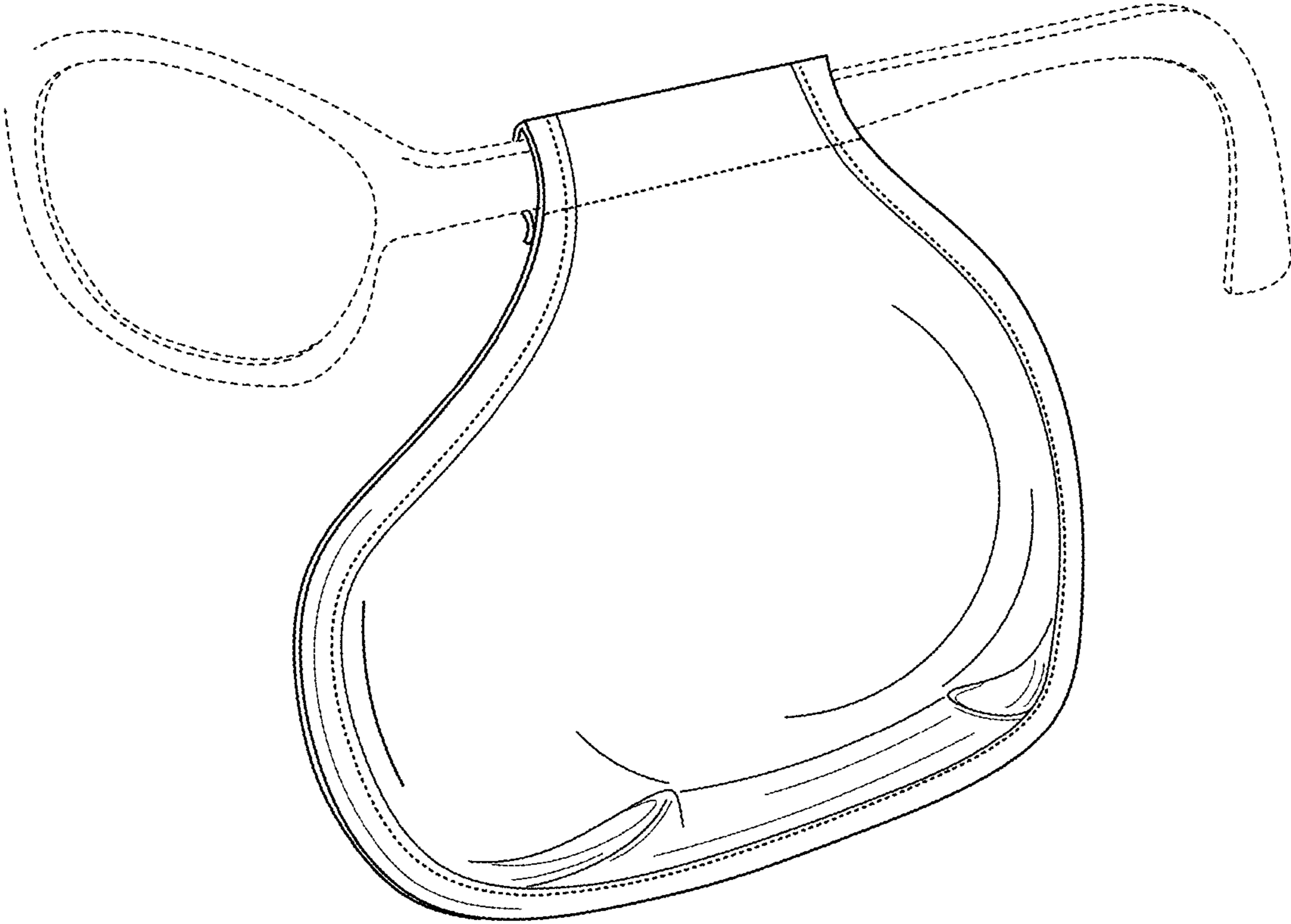


FIG. 1

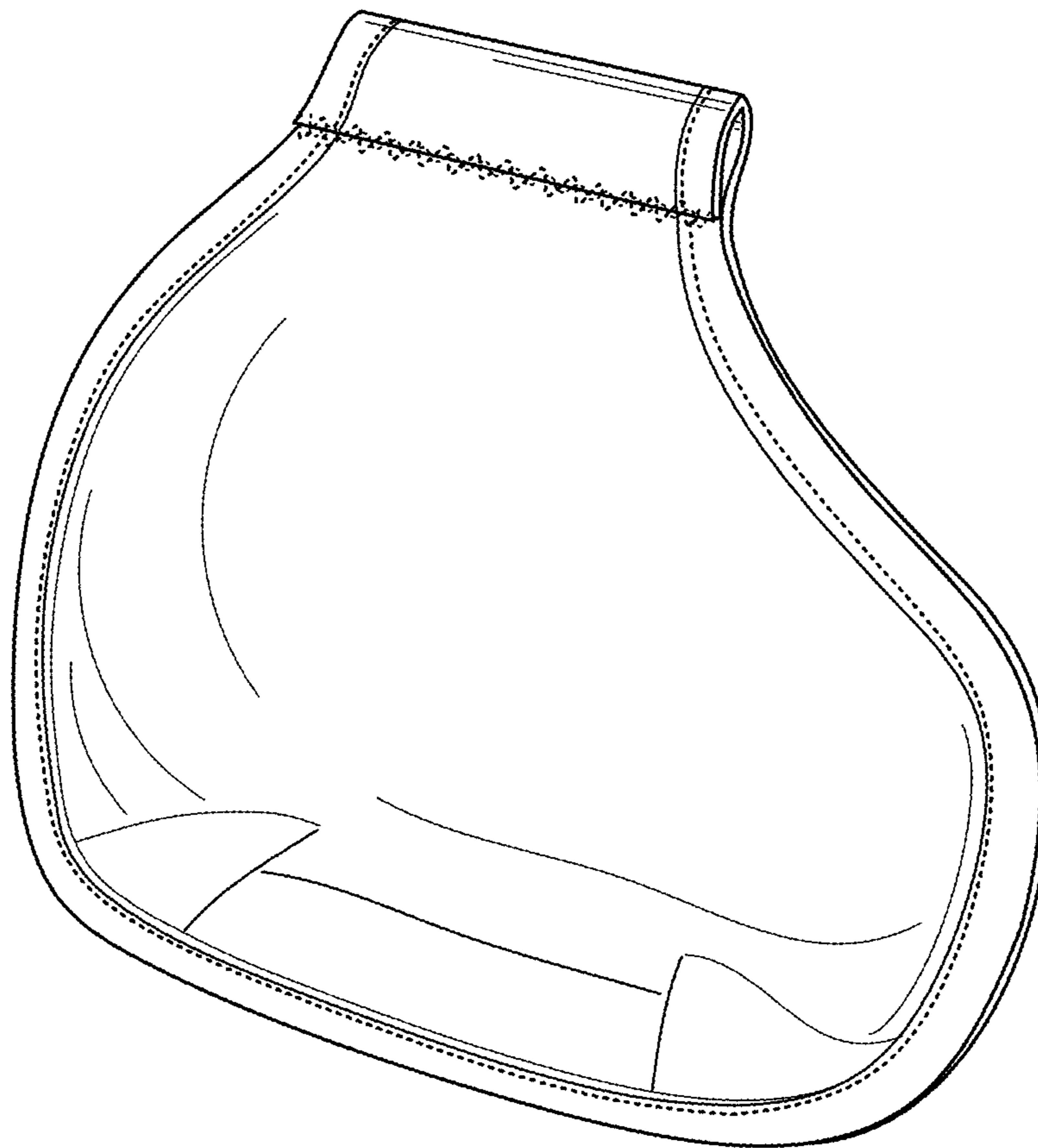


FIG. 2




FIG. 3




FIG. 4

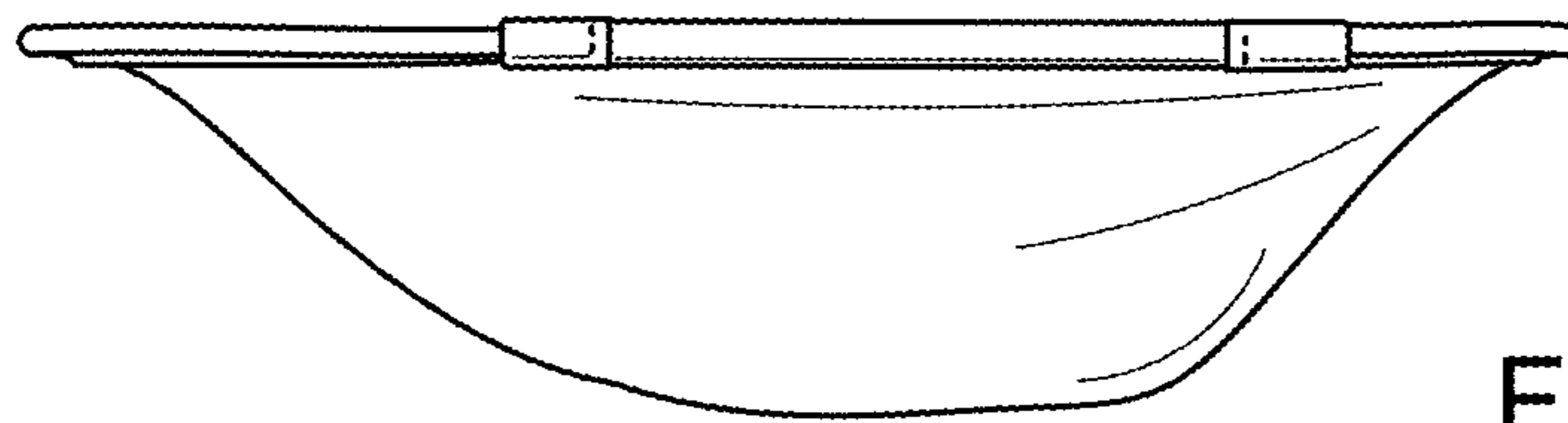


FIG. 5




FIG. 6

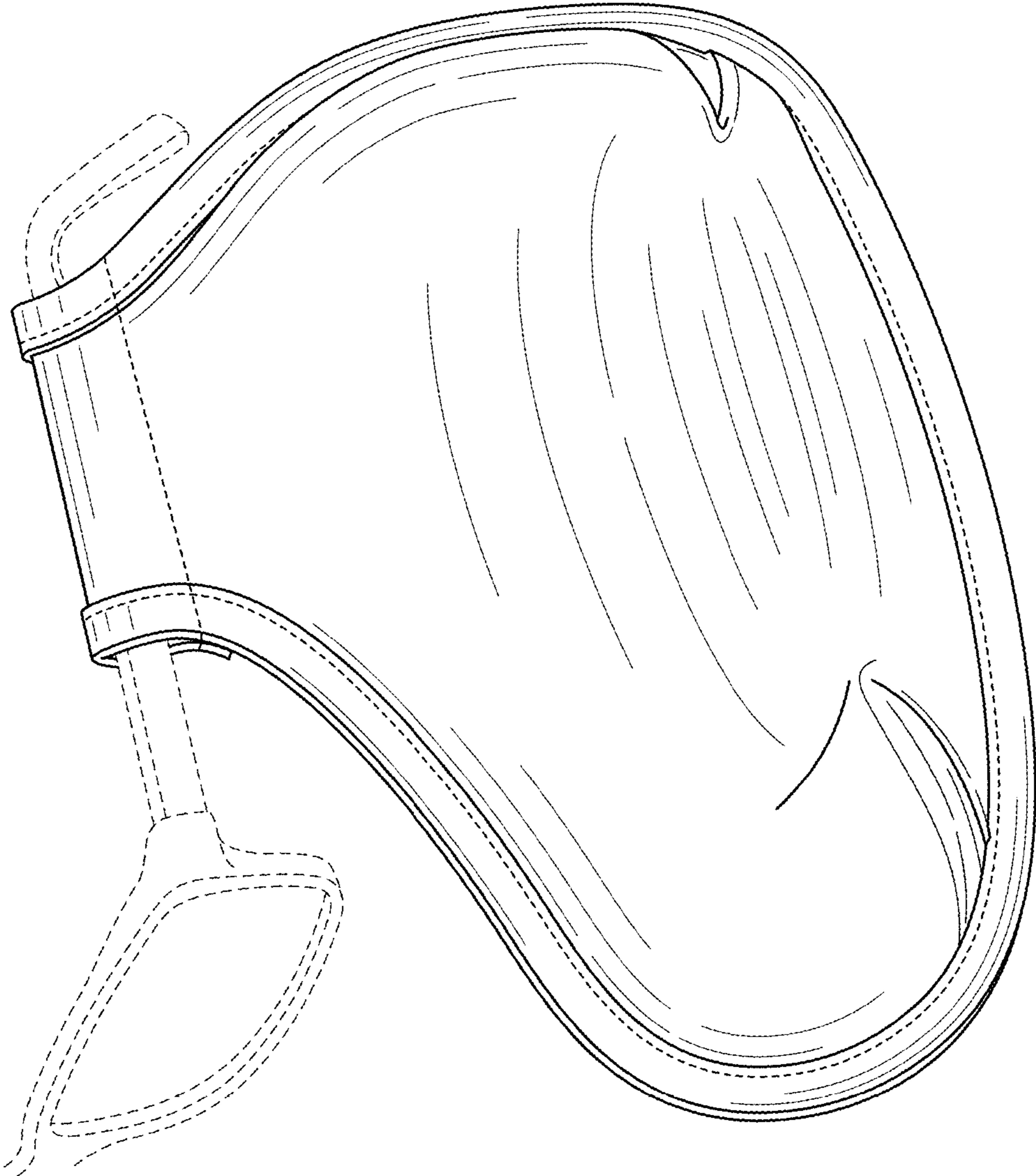


FIG. 7

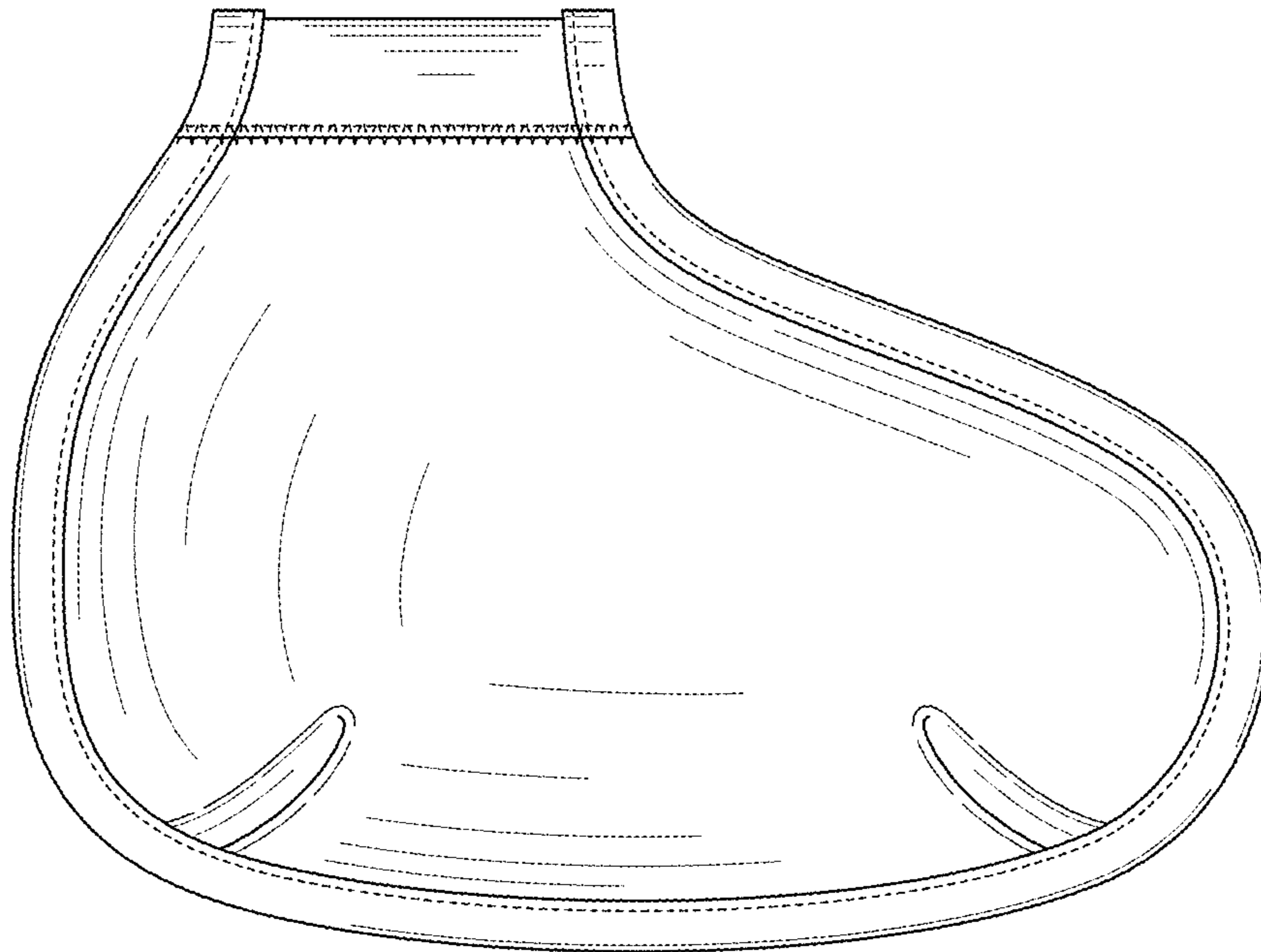


FIG. 8

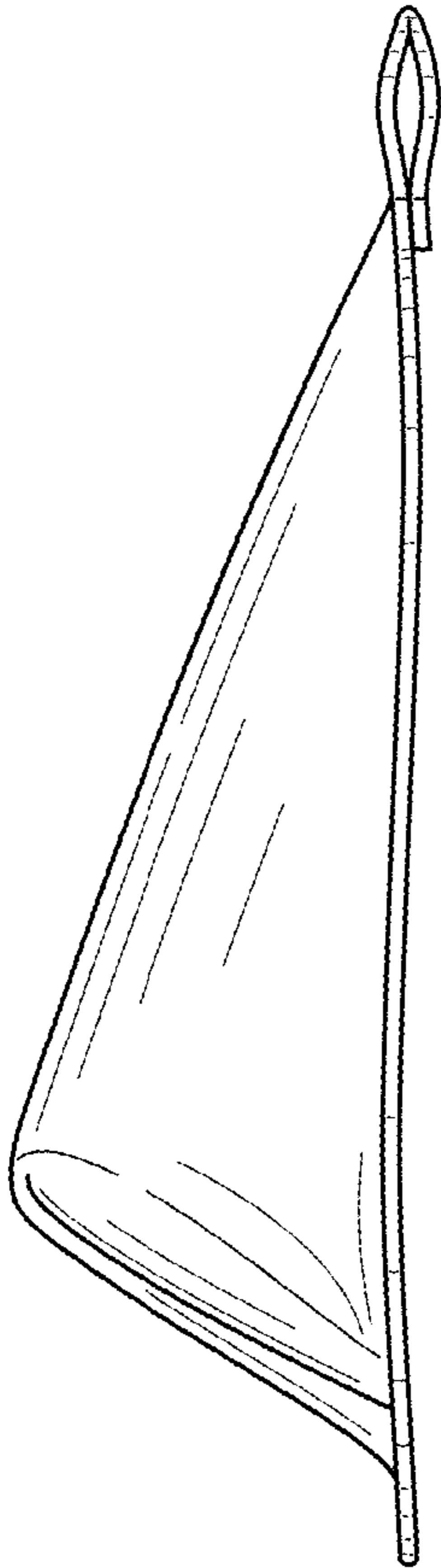


FIG. 9

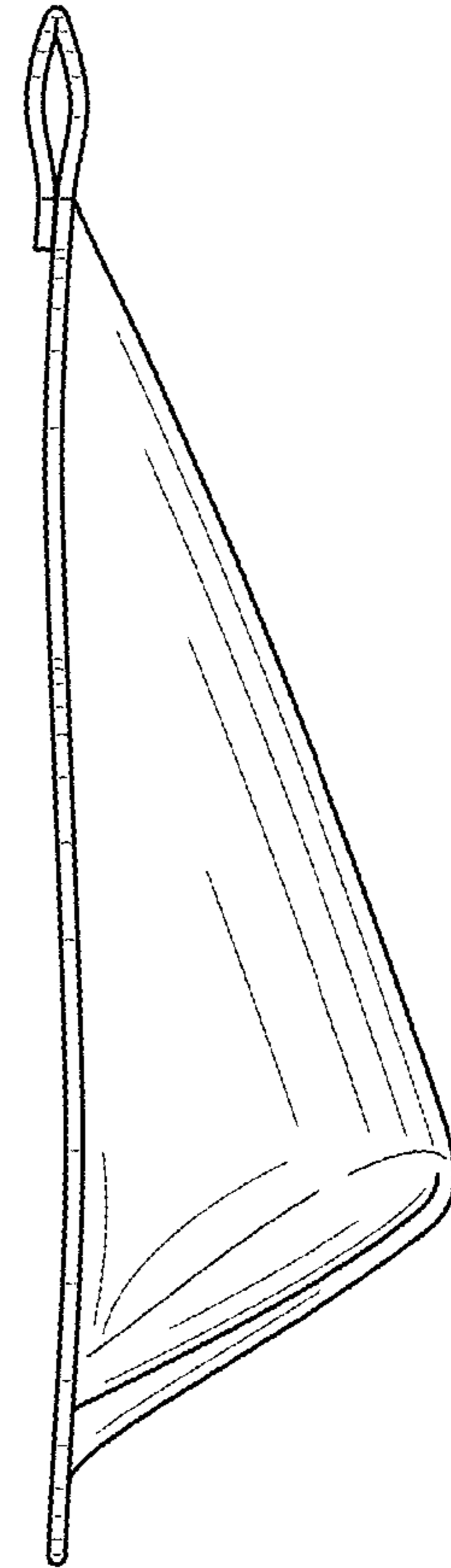


FIG. 10

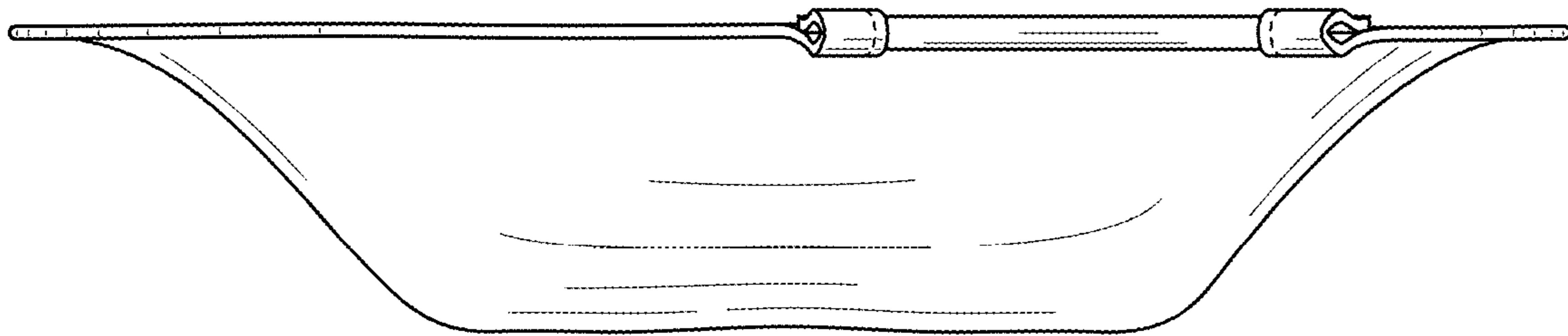


FIG. 11




FIG. 12