



US00D771724S

(12) **United States Design Patent** (10) **Patent No.:** **US D771,724 S**  
**Jeon et al.** (45) **Date of Patent:** **\*\* Nov. 15, 2016**

(54) **REFRIGERATOR** D714,839 S \* 10/2014 Jeon ..... D15/86  
D724,114 S \* 3/2015 Jeon ..... D15/86  
(71) Applicant: **Samsung Electronics Co., Ltd.**, D729,285 S \* 5/2015 Seo ..... D15/85  
Suwon-si (KR) D729,286 S \* 5/2015 Kwak ..... D15/85  
D742,434 S \* 11/2015 Yeo ..... D15/86

(72) Inventors: **Sangwoon Jeon**, Seoul (KR); **Dajeong Kim**, Seoul (KR); **Selim Yoon**, Goyang-si (KR); **Hyunil Lee**, Seoul (KR); **Junhyeok Choi**, Ulsan (KR)

(73) Assignee: **SAMSUNG ELECTRONICS CO., LTD.** (KR)

(\*\*) Term: **15 Years**

(21) Appl. No.: **29/544,325**

(22) Filed: **Nov. 2, 2015**

(30) **Foreign Application Priority Data**

Sep. 16, 2015 (KR) ..... 30-2015-0047091

(51) **LOC (10) Cl.** ..... **15-07**

(52) **U.S. Cl.**  
USPC ..... **D15/86**

(58) **Field of Classification Search**  
USPC ..... D15/79-91  
CPC .... F25D 23/028; F25D 23/02; F25D 25/025;  
F25D 23/00; F25D 2323/021; F25D 11/00;  
F25D 2323/024; F25D 29/00; F25D 25/02;  
F25D 25/024; F25D 27/005; F25D 23/12;  
F25D 29/005; F25D 17/042; F25D 2325/021;  
F25D 2323/02  
See application file for complete search history.

(56) **References Cited**

**U.S. PATENT DOCUMENTS**

D690,329 S \* 9/2013 Seo ..... D15/86  
D703,245 S \* 4/2014 Seo ..... D15/86

**FOREIGN PATENT DOCUMENTS**

KR 300457658 7/2007  
KR 300681955 2/2013  
KR 300709276 9/2013  
KR 300721569 12/2013  
KR 300764069 9/2014

**OTHER PUBLICATIONS**

U.S. Appl. No. 29/538,388 dated Sep. 3, 2015 (Unpublished Patent Design Application).

\* cited by examiner

*Primary Examiner* — Daniel Bui  
*Assistant Examiner* — Khawaja Anwar  
(74) *Attorney, Agent, or Firm* — Cantor Colburn LLP

(57) **CLAIM**  
The ornamental design for a refrigerator, as shown and described.

**DESCRIPTION**

FIG. 1 is a perspective view of a refrigerator, showing our new design;  
FIG. 2 is a front view thereof;  
FIG. 3 is a rear view thereof;  
FIG. 4 is a side view thereof;  
FIG. 5 is another side view thereof;  
FIG. 6 is a top view thereof; and,  
FIG. 7 is a bottom view thereof.  
The broken lines illustrating portions of the refrigerator form no part of the claimed design.

**1 Claim, 7 Drawing Sheets**

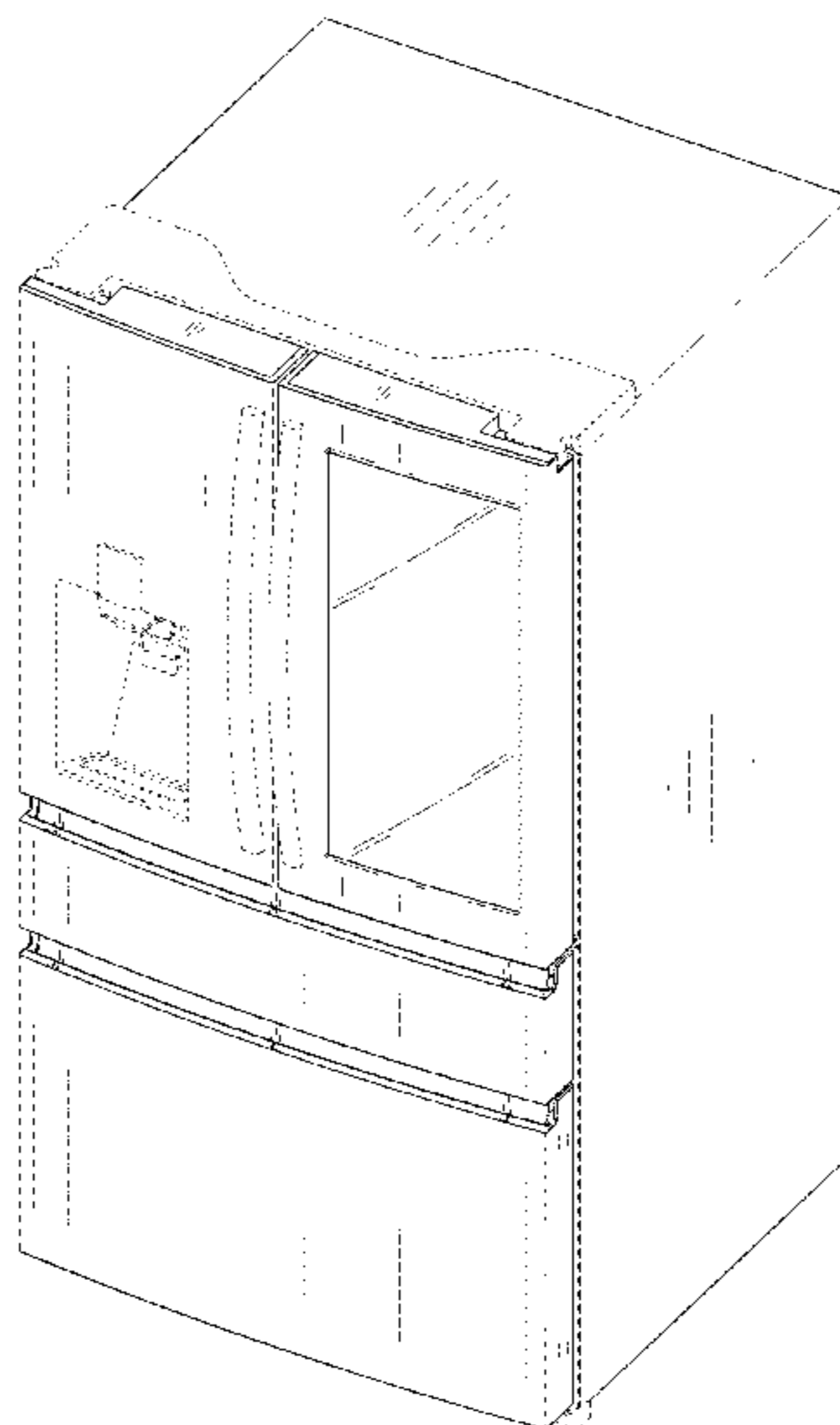


FIG. 1

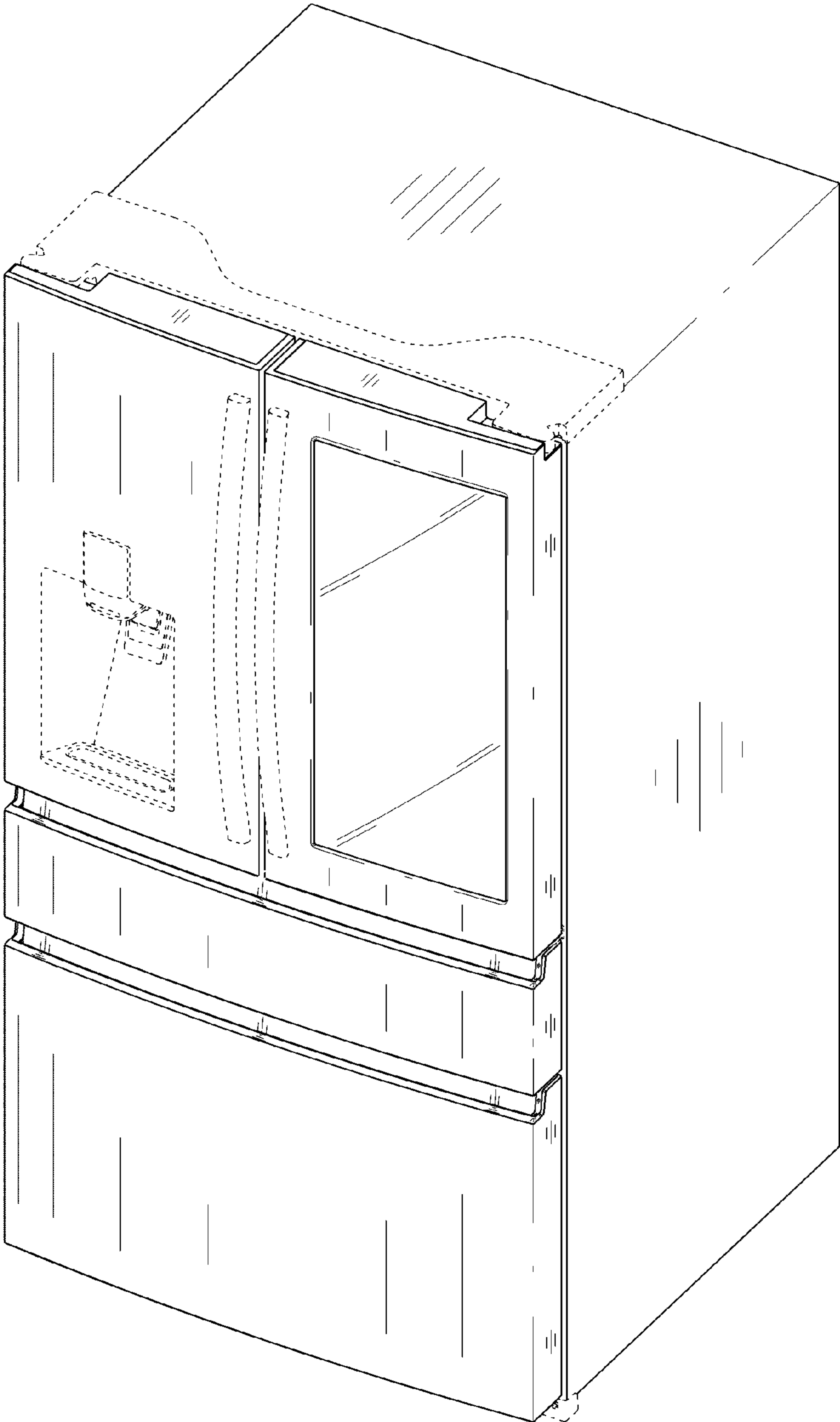


FIG. 2

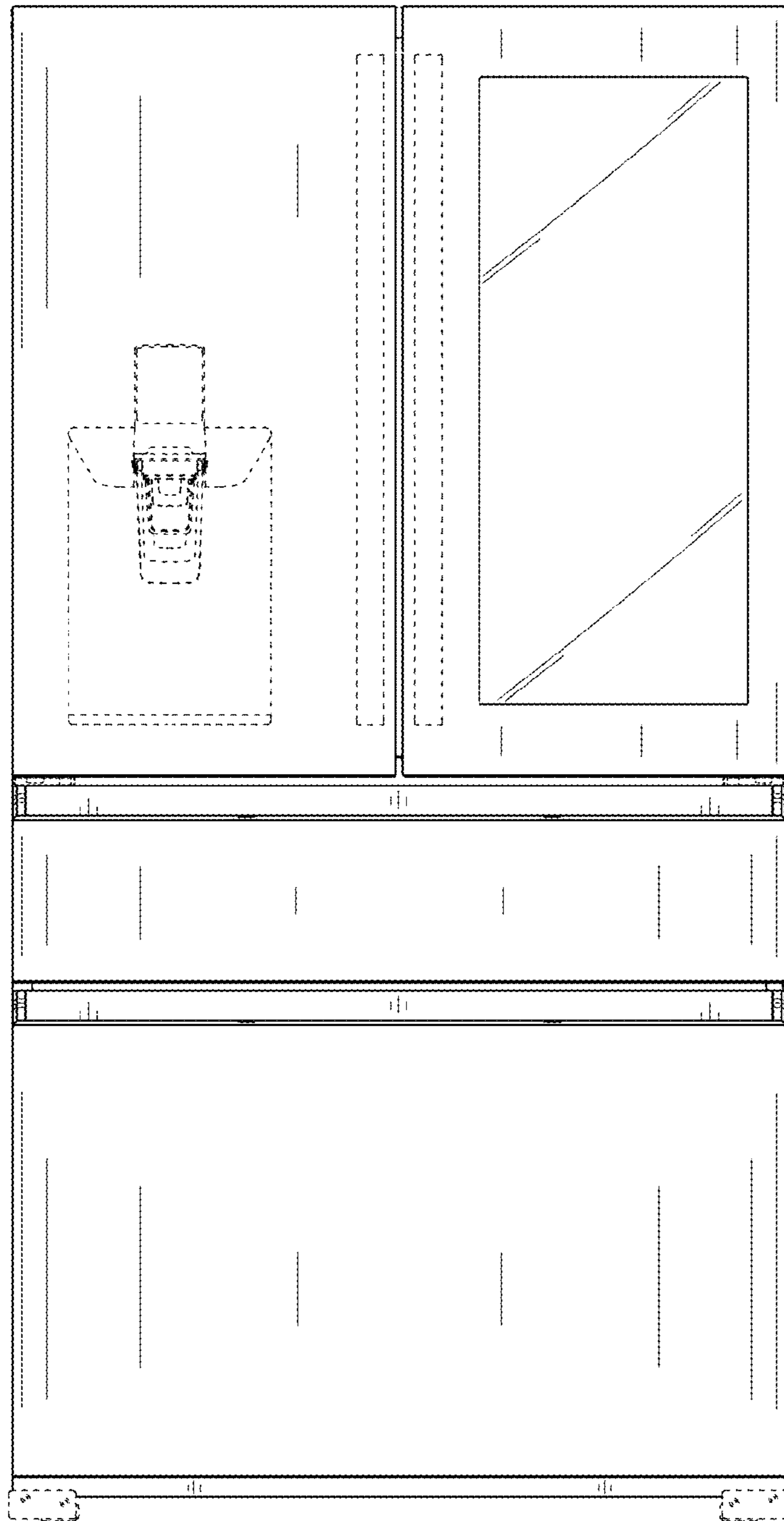


FIG. 3




FIG. 4

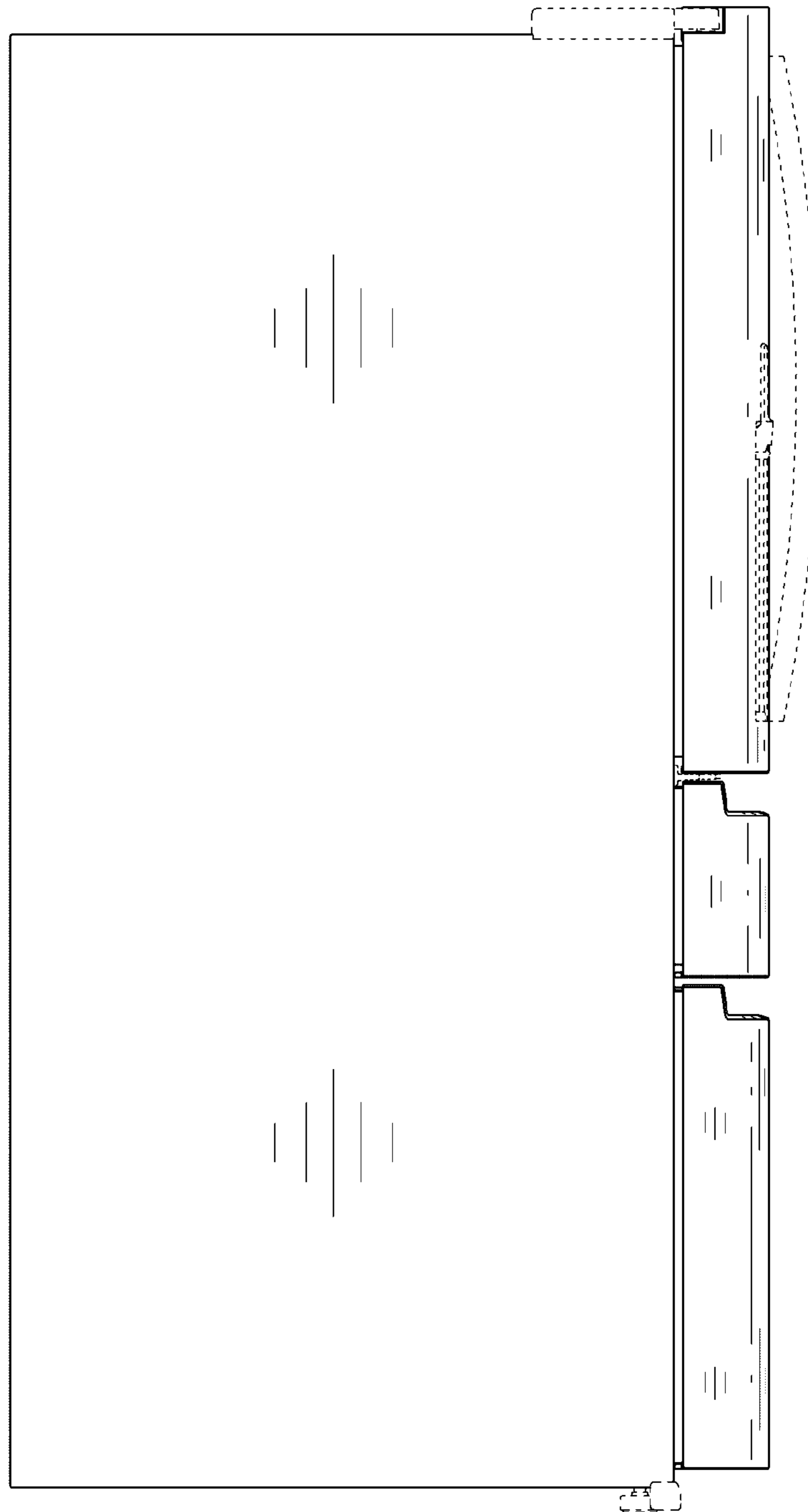


FIG. 5

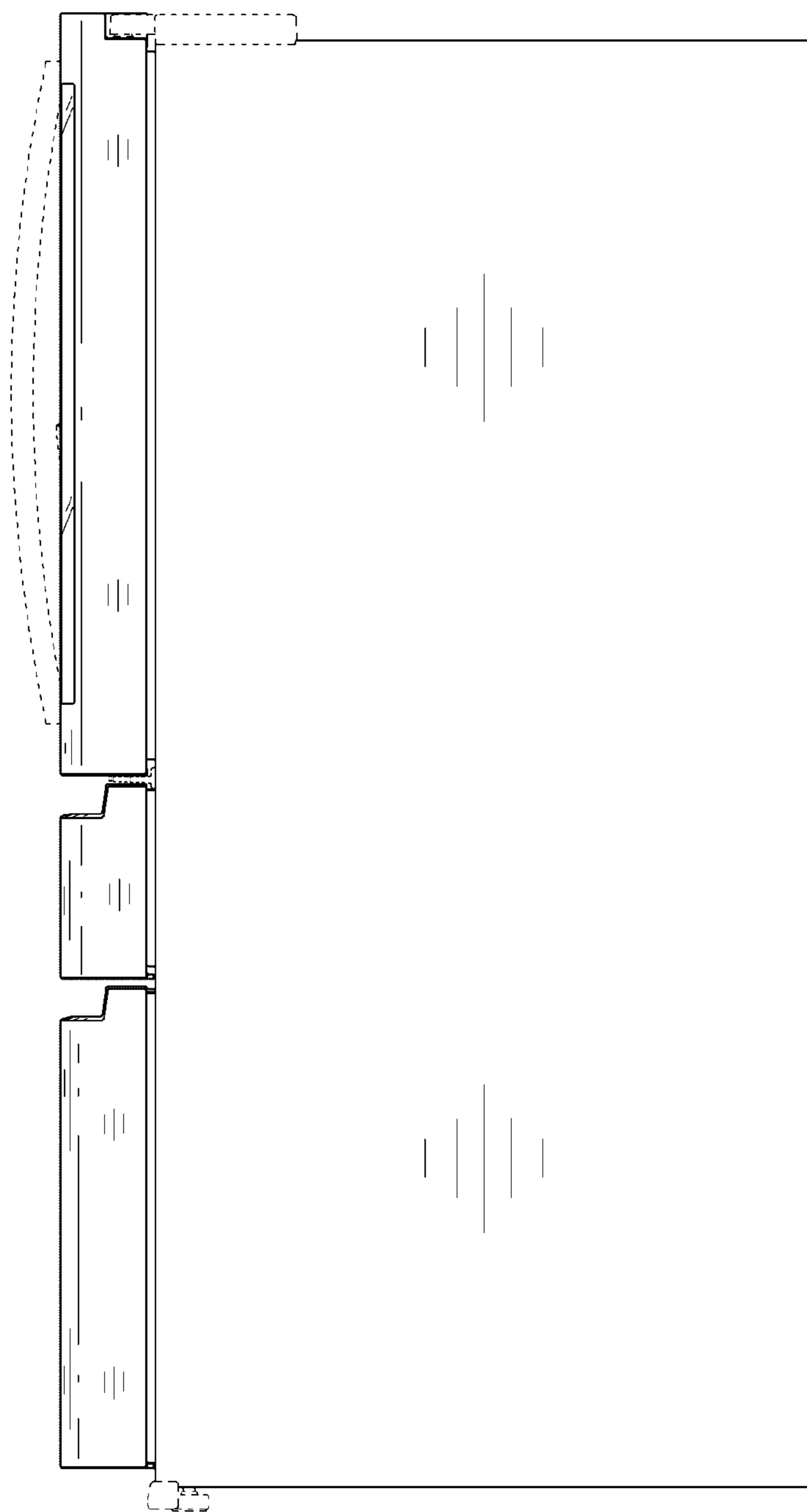


FIG. 6

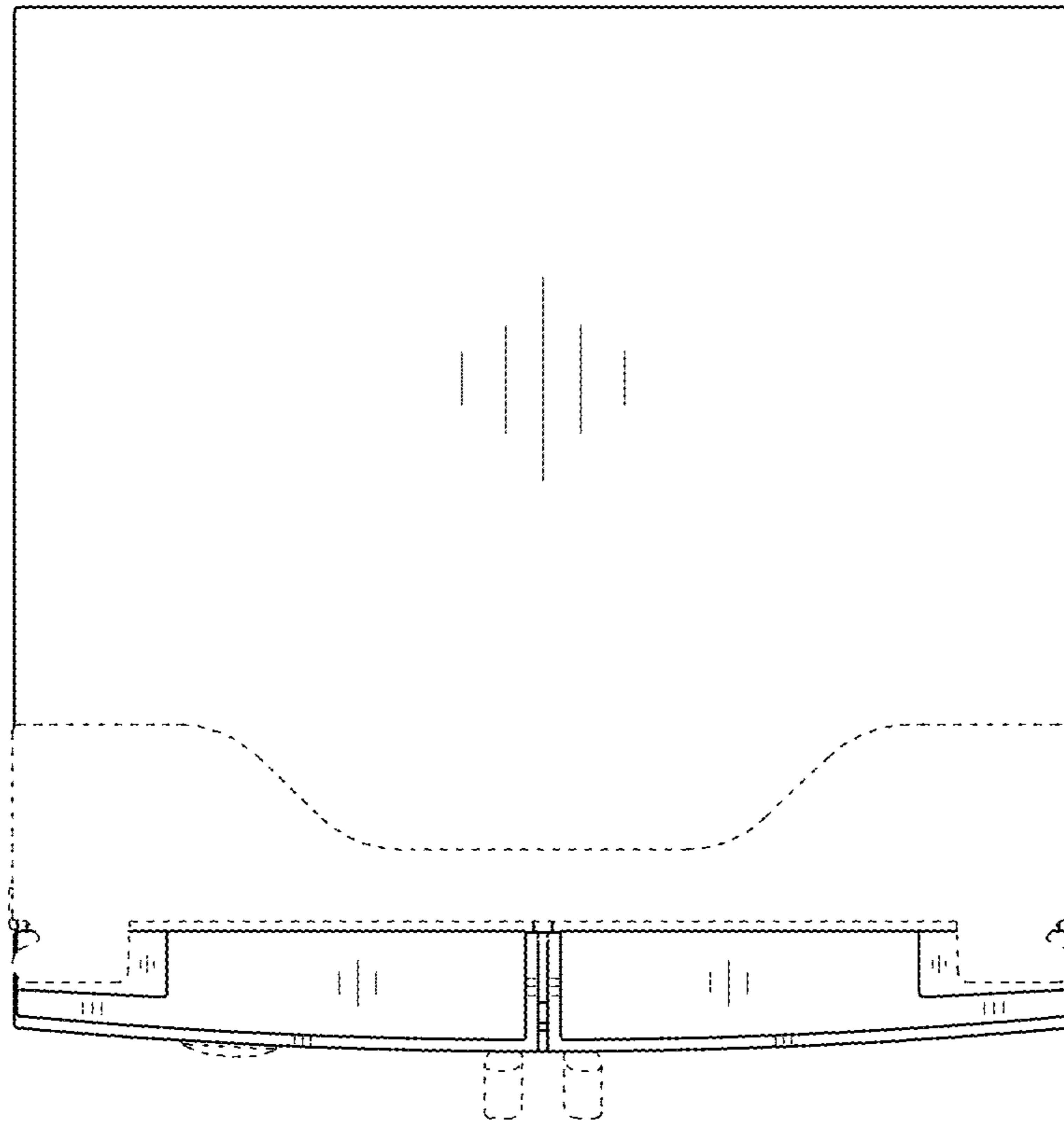


FIG. 7

