



US00D771685S

(12) **United States Design Patent** (10) **Patent No.:** **US D771,685 S**
Senders (45) **Date of Patent:** **** Nov. 15, 2016**

(54) **DISPLAY PANEL WITH ANIMATED GRAPHICAL USER INTERFACE**

(71) Applicant: **3SC, Inc.**, New York, NY (US)

(72) Inventor: **Sam Senders**, New York, NY (US)

(73) Assignee: **3SC, INC.**, New York, NY (US)

(**) Term: **15 Years**

(21) Appl. No.: **29/538,922**

(22) Filed: **Sep. 9, 2015**

(51) **LOC (10) Cl.** **14-04**

(52) **U.S. Cl.**
USPC **D14/487**; D14/488

(58) **Field of Classification Search**
USPC D14/485-495
CPC H04N 1/00424; G06F 3/04817; G06F 3/0481; G06F 3/048; G06F 3/04842
See application file for complete search history.

(56) **References Cited**

U.S. PATENT DOCUMENTS

D550,693 S *	9/2007	Viegers et al.	D14/489
D551,244 S *	9/2007	Viegers et al.	D14/489
D597,101 S *	7/2009	Chaudhri et al.	D14/488
D625,316 S *	10/2010	Jewitt et al.	D14/485
D651,610 S *	1/2012	Anzures	D14/488
D660,315 S *	5/2012	Anzures	D14/489
D686,218 S *	7/2013	Anzures	D14/486
8,477,202 B2 *	7/2013	Asano	G06F 21/36 348/211.1
D688,693 S *	8/2013	Anzures	D14/489
D702,726 S *	4/2014	Jang	D14/492
D713,853 S *	9/2014	Jaini	D14/486
D725,125 S *	3/2015	Capela	D14/485
D733,184 S *	6/2015	Park	D14/490

D744,496 S *	12/2015	Seo	D14/485
2015/0111616 A1 *	4/2015	Kim	G06F 13/00 455/566
2015/0193134 A1 *	7/2015	Hong	G06F 3/04847 715/781

OTHER PUBLICATIONS

Settlement Calculators, posted date unknown, samsenders.com, Copyright © 2015, site visited Apr. 25, 2016, Available from Internet, <http://www.samsenders.com/structured_settlement_calculators/>.*

* cited by examiner

Primary Examiner — Karen Kearney

Assistant Examiner — Sharon S Oum

(74) *Attorney, Agent, or Firm* — Leason Ellis LLP

(57) **CLAIM**

The ornamental design for a display panel with animated graphical user interface, as shown and described.

DESCRIPTION

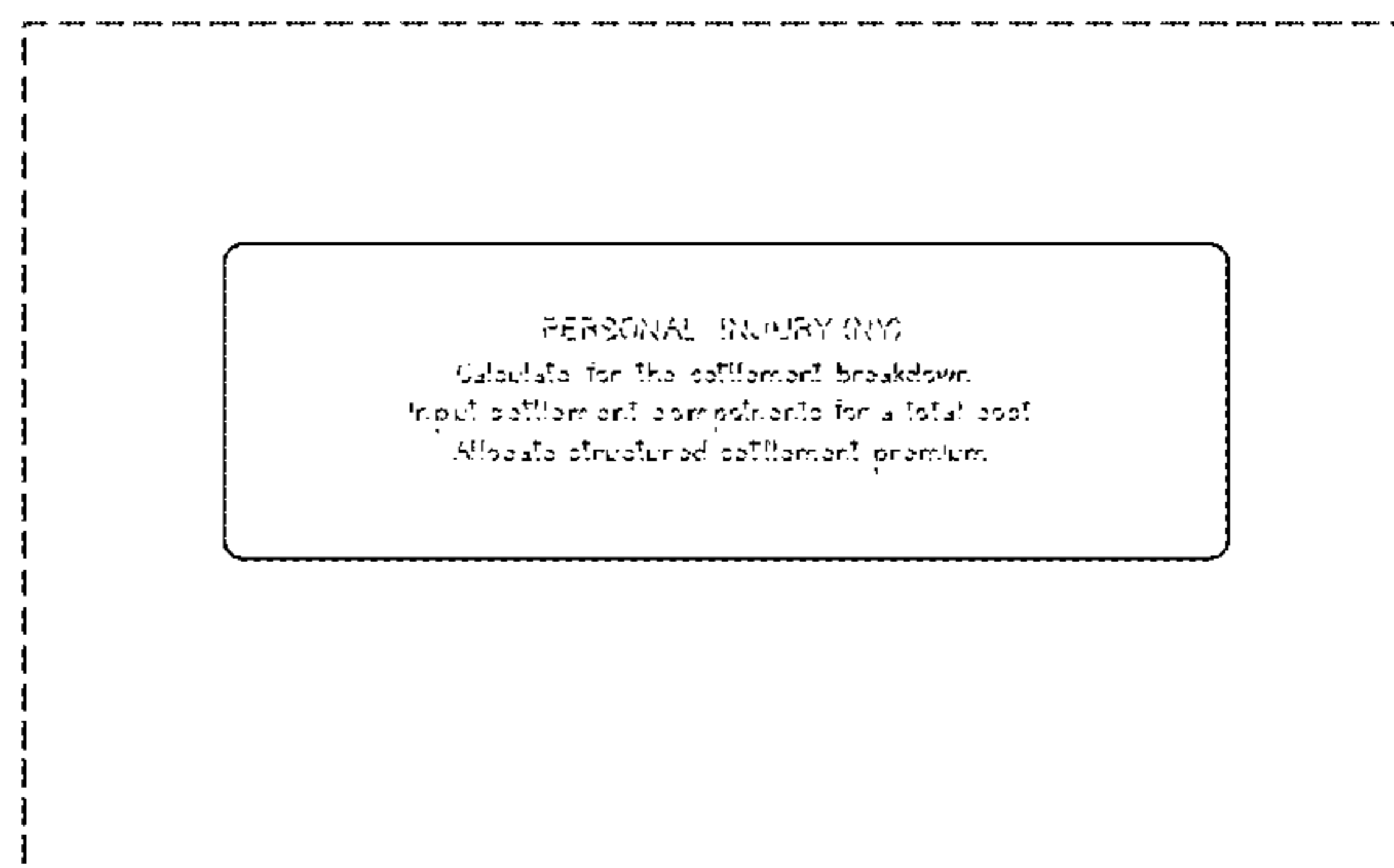
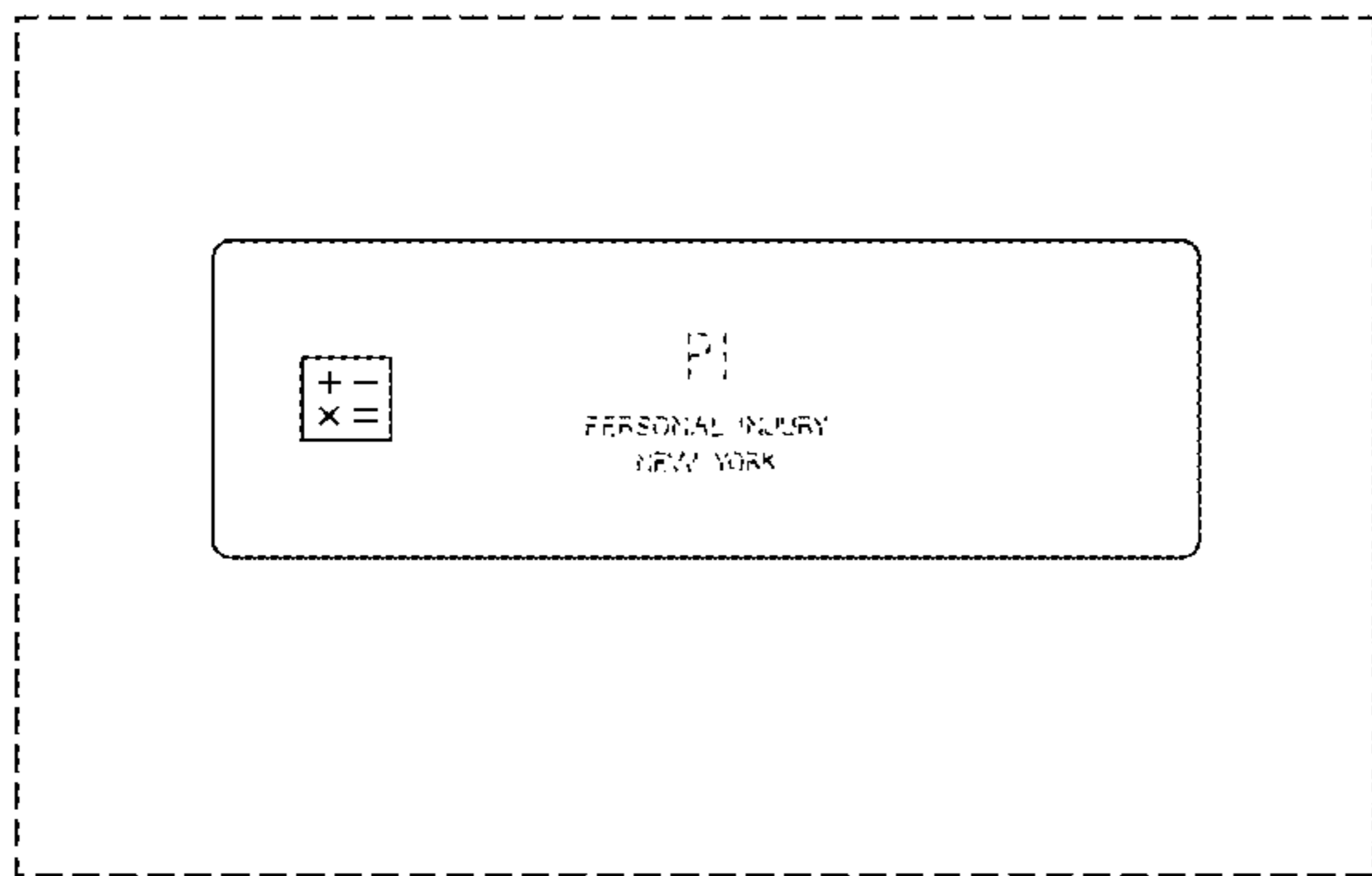
FIG. 1 is a front view of the first image in a sequence for a display panel with animated graphical user interface, showing my new design; and,

FIG. 2 is a front view of the second image thereof.

The broken lines of FIGS. 1 and 2 are for illustrative purposes only and form no part of the claimed design. The longer-incremented broken lines showing a portion of a display panel of a communications terminal illustrate environment and form no part of the claimed design. The images and text in shown in finer-incremented broken lines illustrate features of the transitional graphical user interface that form no part of the claimed design.

The appearance of the image transitions sequentially between the images shown in FIGS. 1 and 2, respectively. The process or period in which an image transitions to another image forms no part of the claimed design.

1 Claim, 1 Drawing Sheet



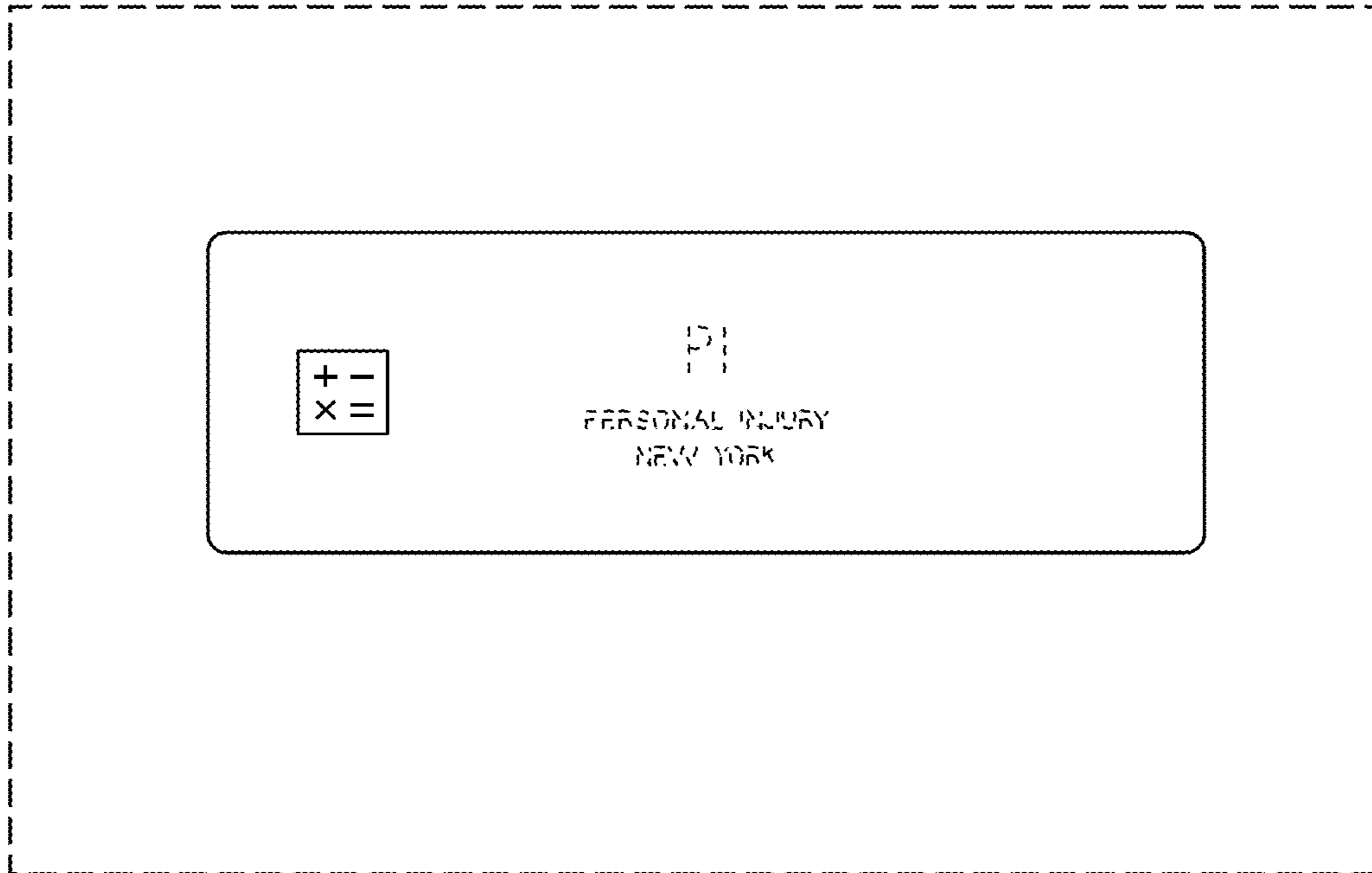


Fig. 1

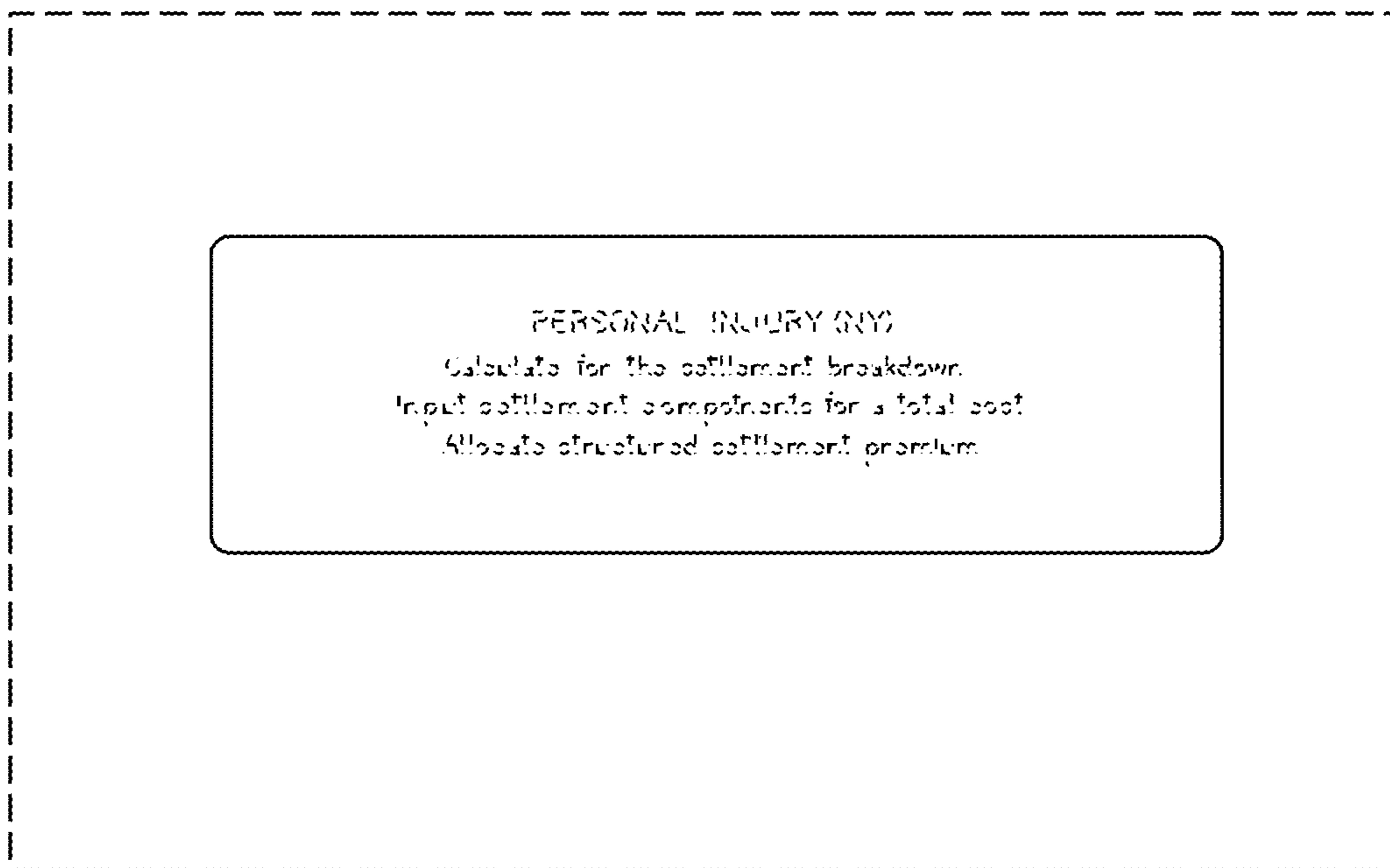


Fig. 2