



US00D771668S

(12) **United States Design Patent** (10) **Patent No.:** **US D771,668 S**  
**Gomez et al.** (45) **Date of Patent:** **\*\* Nov. 15, 2016**

(54) **DISPLAY SCREEN WITH ANIMATED GRAPHICAL USER INTERFACE**

(71) Applicant: **Microsoft Corporation**, Redmond, WA (US)

(72) Inventors: **Harold S. Gomez**, Seattle, WA (US);  
**Jose Alberto Rodriguez**, Seattle, WA (US)

(73) Assignee: **Microsoft Corporation**, Redmond, WA (US)

(\*\*) Term: **14 Years**

(21) Appl. No.: **29/515,140**

(22) Filed: **Jan. 20, 2015**

(51) **LOC (10) Cl.** ..... **14-04**

(52) **U.S. Cl.**  
USPC ..... **D14/486**

(58) **Field of Classification Search**  
USPC ..... D14/485–495  
CPC .. G06F 3/0481; G06F 3/0482; G06F 3/0486;  
G06F 3/0488; G06F 3/04817; G06F 3/04842  
See application file for complete search history.

(56) **References Cited**

**U.S. PATENT DOCUMENTS**

D615,989	S	*	5/2010	Chaudhri	.....	D14/488
D628,580	S	*	12/2010	Pearson	.....	D14/488
D633,920	S	*	3/2011	Luke	.....	D14/486
D648,345	S	*	11/2011	Arnold	.....	D14/486
D654,504	S	*	2/2012	Pearson	.....	D14/486
D655,299	S	*	3/2012	Shallcross	.....	D14/485
D687,448	S	*	8/2013	Arnold	.....	D14/485
D689,899	S	*	9/2013	Lee	.....	D14/488

8,692,851	B2	*	4/2014	Ording	.....	G06F 1/1694 345/649
D715,831	S	*	10/2014	Kim	.....	D14/488
D738,903	S	*	9/2015	Lee	.....	D14/485
D743,434	S	*	11/2015	Chaudhri	.....	D14/488
D750,118	S	*	2/2016	Shoji	.....	D14/486
2009/0002335	A1	*	1/2009	Chaudhri	.....	G06F 3/04815 345/173
2012/0151415	A1	*	6/2012	Park	.....	G06F 3/04883 715/835

\* cited by examiner

*Primary Examiner* — Cathron Brooks

*Assistant Examiner* — Andrew Nemeth

(74) *Attorney, Agent, or Firm* — Banner & Witcoff, Ltd.

(57) **CLAIM**

The ornamental design for a display screen with animated graphical user interface, as shown and described.

**DESCRIPTION**

FIG. 1 is the first image in a sequence for a display screen with animated graphical user interface showing our new design;

FIG. 2 is the second image thereof;

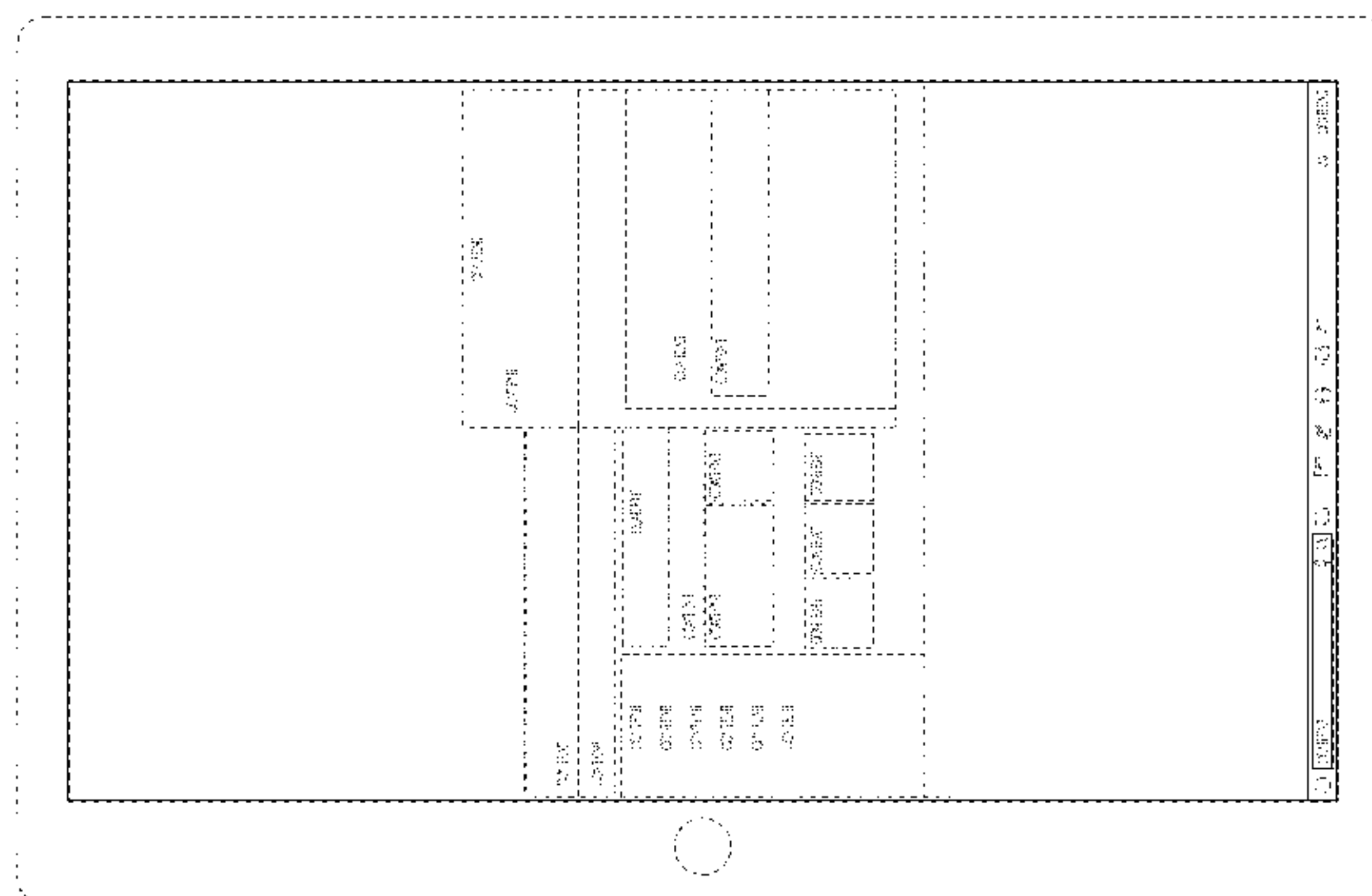
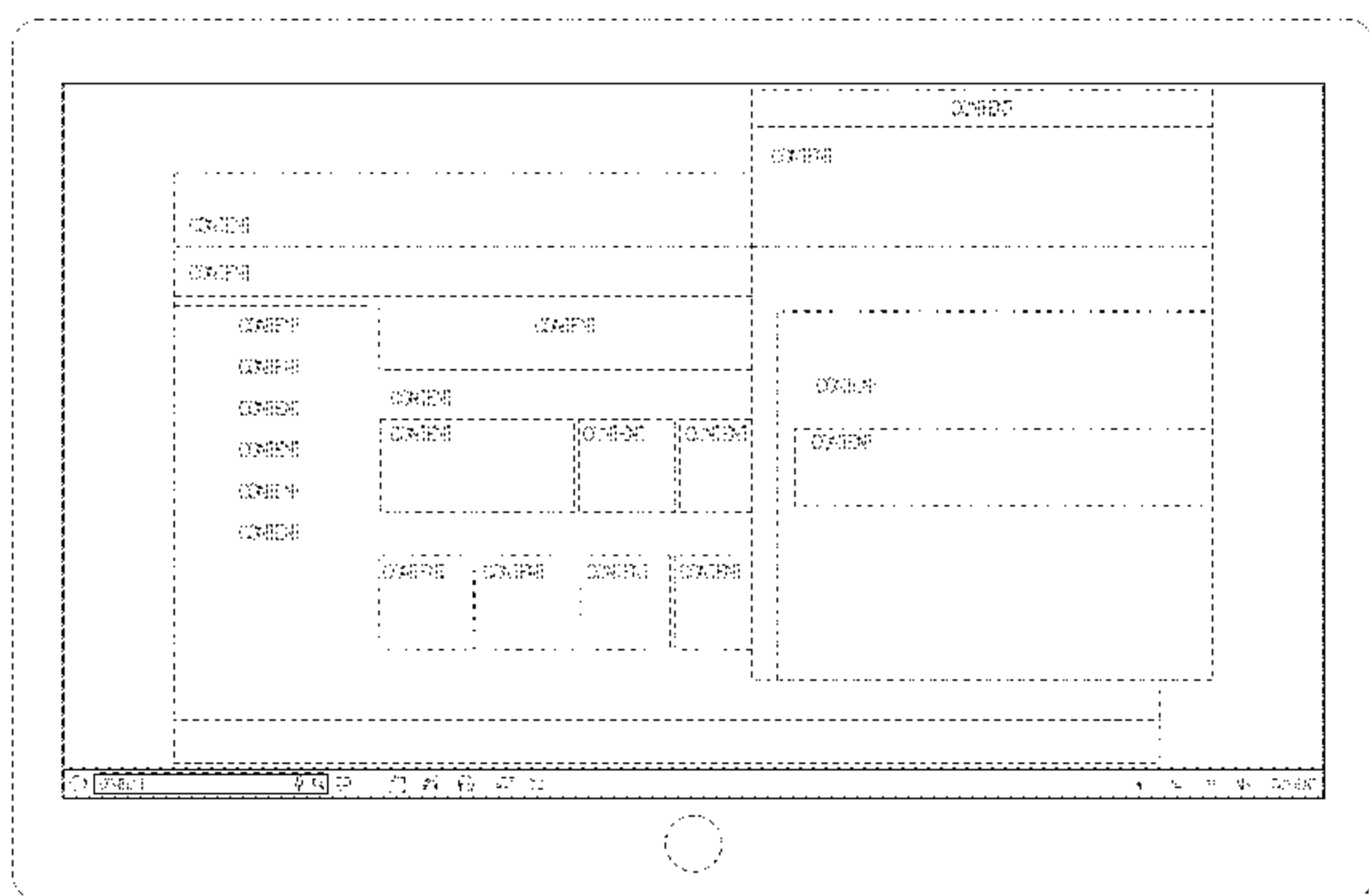
FIG. 3 is the third image thereof;

FIG. 4 is the fourth image thereof; and,

FIG. 5 is the fifth image thereof.

The appearance of the animated graphical user interface sequentially transitions between the images shown in FIGS. 1-5. The process or period in which one image transitions to another forms no part of the claimed design. The broken line showing of all text, all icons, the remainder of the animated graphical user interface and the remainder of the display screen, illustrate portions of the display screen with animated graphical user interface, and form no part of the claimed design. The broken line showing of an electronic device illustrates environmental structure, and forms no part of the claimed design.

**1 Claim, 5 Drawing Sheets**



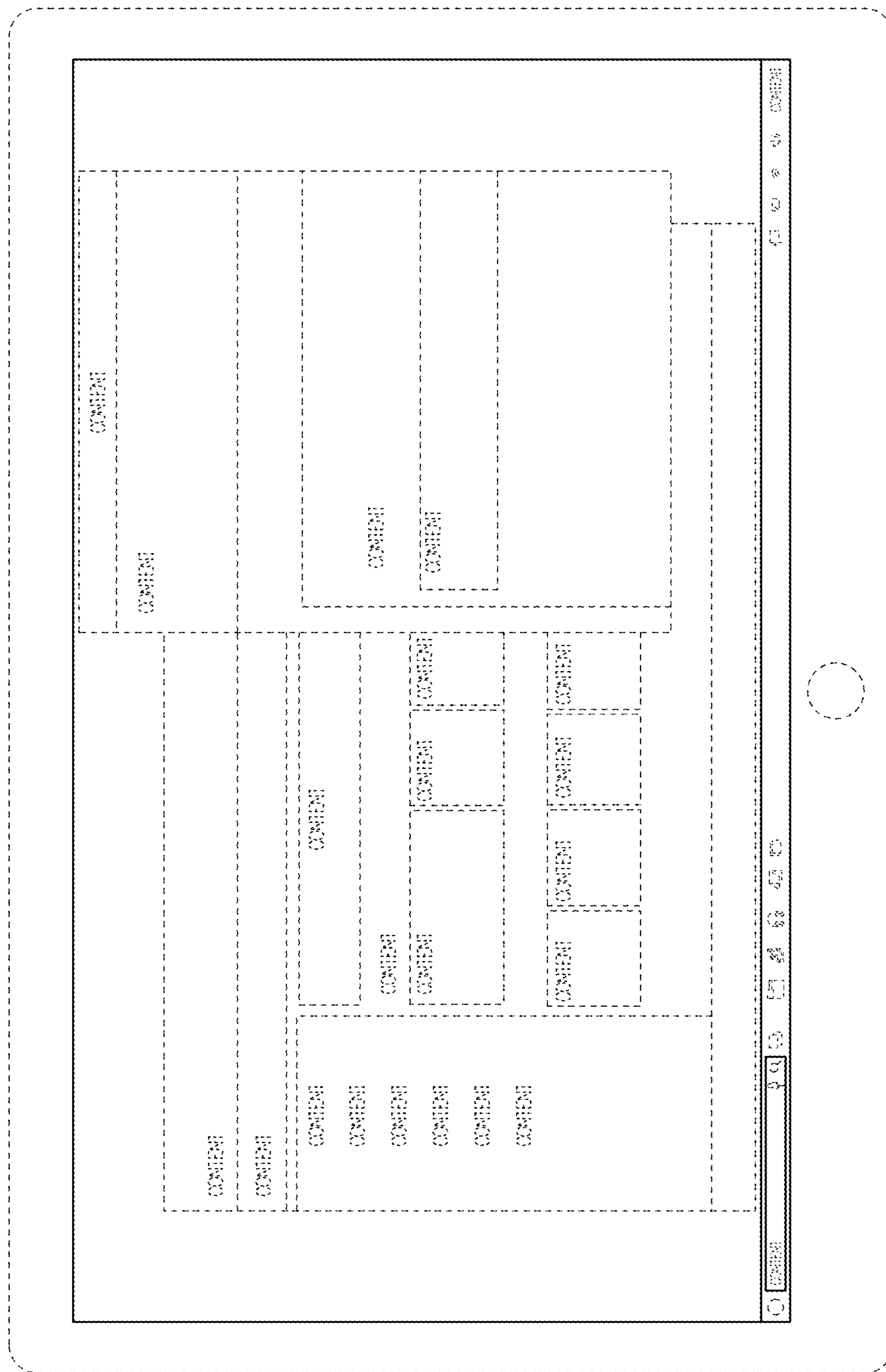


FIG. 1

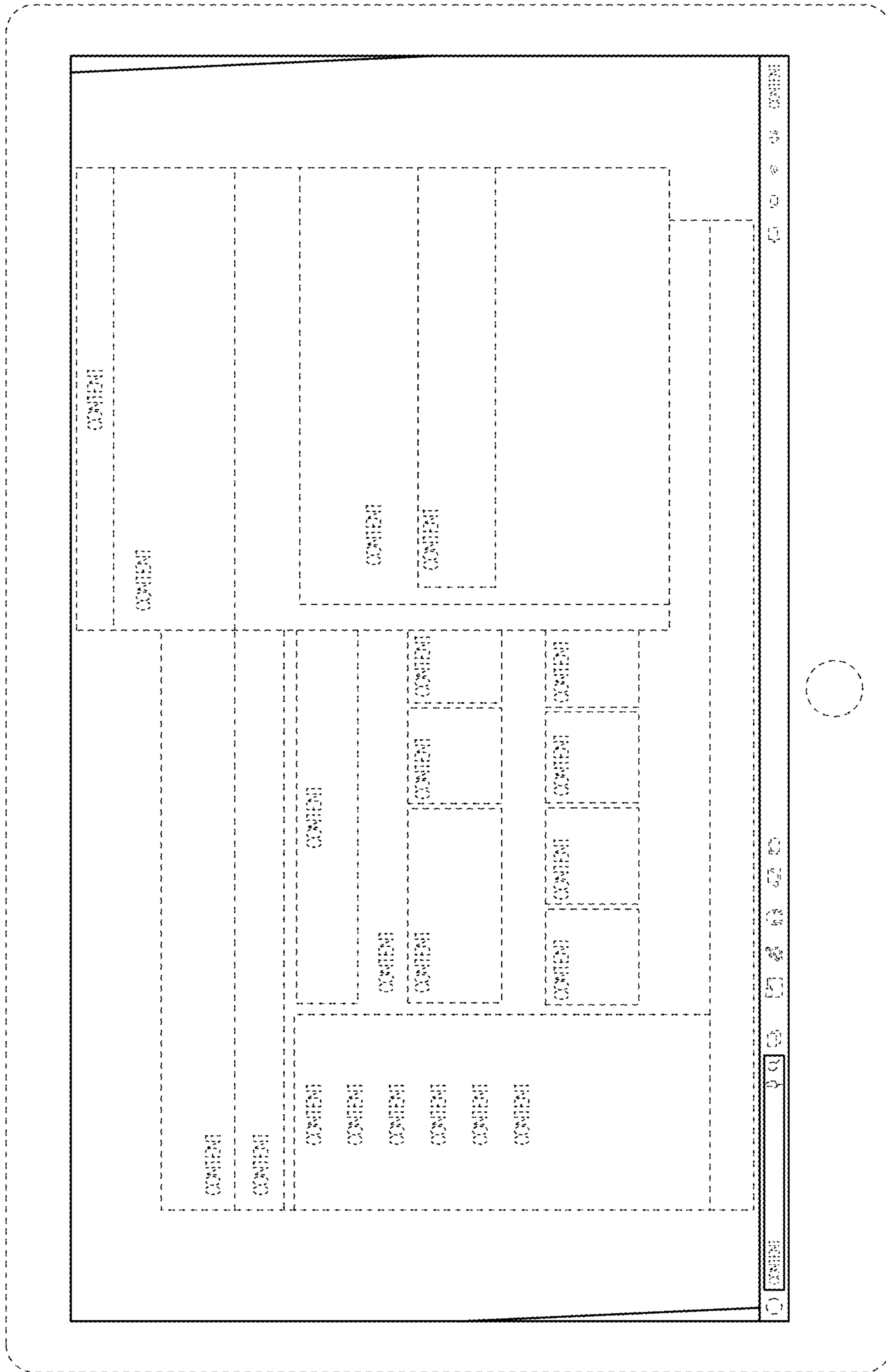


FIG. 2

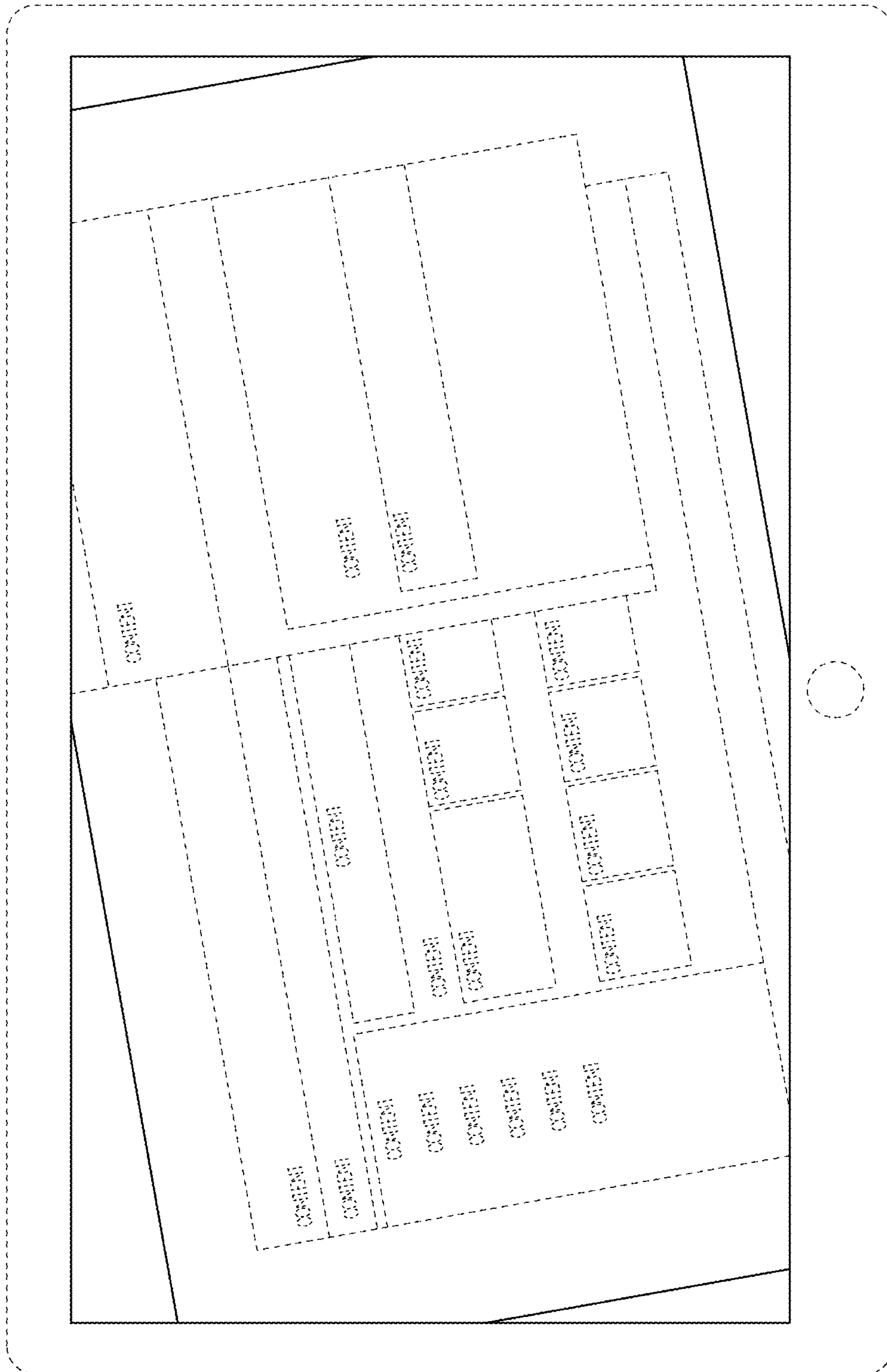


FIG. 3

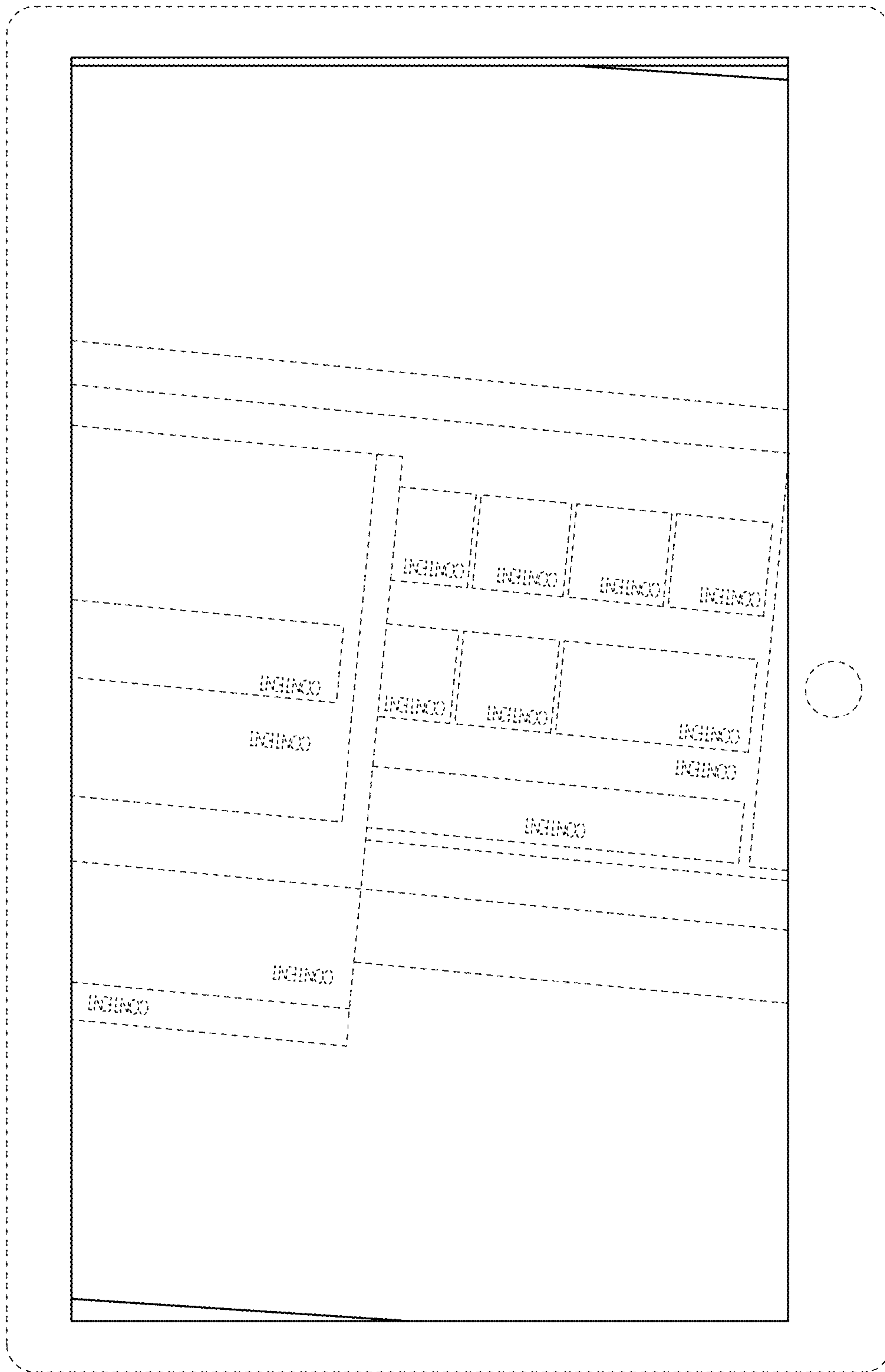


FIG. 4



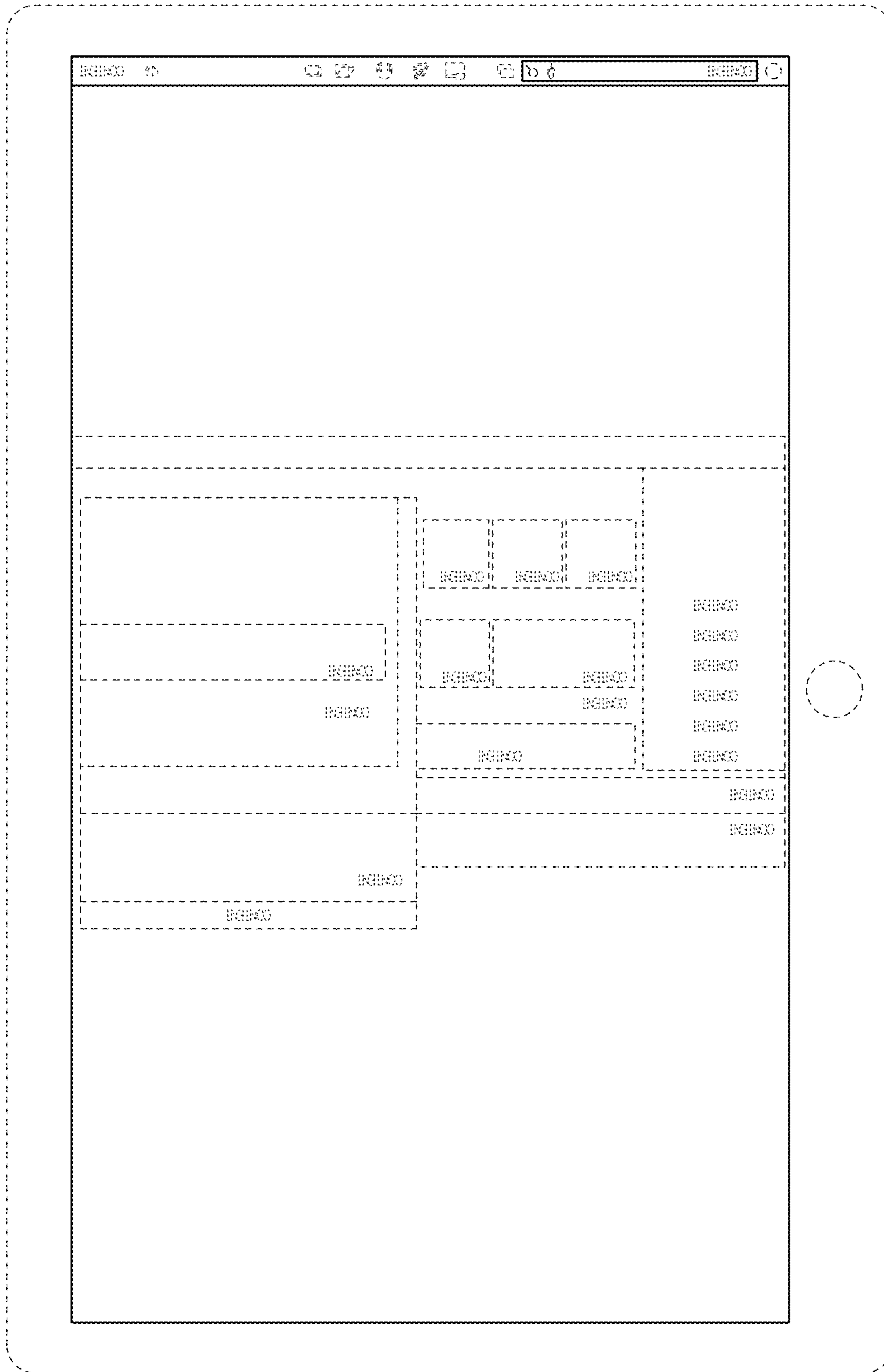


FIG. 5