



US00D771666S

(12) **United States Design Patent** (10) **Patent No.:** **US D771,666 S**  
**Gedrich et al.** (45) **Date of Patent:** **\*\* Nov. 15, 2016**

(54) **DISPLAY SCREEN OR PORTION THEREOF WITH A GRAPHICAL USER INTERFACE**

(71) Applicant: **JPMorgan Chase Bank, N.A.**, New York, NY (US)

(72) Inventors: **Ronald Gedrich**, Columbus, OH (US); **Joseph Bradley Nolan**, Albany, OH (US)

(73) Assignee: **JPMorgan Chase Bank, N.A.**, New York, NY (US)

(\*\*) Term: **14 Years**

(21) Appl. No.: **29/511,307**

(22) Filed: **Dec. 9, 2014**

(51) **LOC (10) Cl.** ..... **14-04**

(52) **U.S. Cl.**  
USPC ..... **D14/486**

(58) **Field of Classification Search**  
USPC ..... D14/485-488; D18/32, 33; D19/6; D20/10, 11, 22-38; D21/218, 357  
CPC ..... G06F 3/048-3/04897; G06F 2203/048-2203/04809; G06Q 30/06-30/0645; G06Q 50/10-50/188; G06Q 30/0237; G06Q 30/0601; G06Q 30/0641; H04M 1/72519-1/72561

See application file for complete search history.

(56) **References Cited**

U.S. PATENT DOCUMENTS

D554,142 S *	10/2007	Cameron	.....	D14/487
D622,731 S *	8/2010	Krum	.....	D14/486
D689,085 S *	9/2013	Pasceri	.....	D14/486
D689,511 S *	9/2013	Convay	.....	D14/486
D706,803 S *	6/2014	Rogowski	.....	D14/486
D710,880 S *	8/2014	Elston	.....	D14/488
D724,603 S *	3/2015	Williams	.....	D14/485
D749,107 S *	2/2016	Amiya	.....	D14/486

9,275,046 B2 *	3/2016	Rogowski	.....	G06F 17/2854
2015/0082225 A1 *	3/2015	Shearer	.....	G06F 3/0482 715/771
2015/0324068 A1 *	11/2015	Bellare	.....	G06F 3/0482 715/763
2016/0041702 A1 *	2/2016	Wang	.....	G06F 3/0482 715/830

OTHER PUBLICATIONS

Expansion Panels, Google.com [online], last updated May 10, 2016, [retrieved Jul. 5, 2016], retrieved from the Internet <URL:https://material.google.com/components/expansion-panels.html>.\*

\* cited by examiner

*Primary Examiner* — Cathron Brooks

*Assistant Examiner* — Ian Whitmore

(74) *Attorney, Agent, or Firm* — Hunton & Williams LLP

(57) **CLAIM**

The ornamental design for a display screen or portion thereof with a graphical user interface, as shown and described.

**DESCRIPTION**

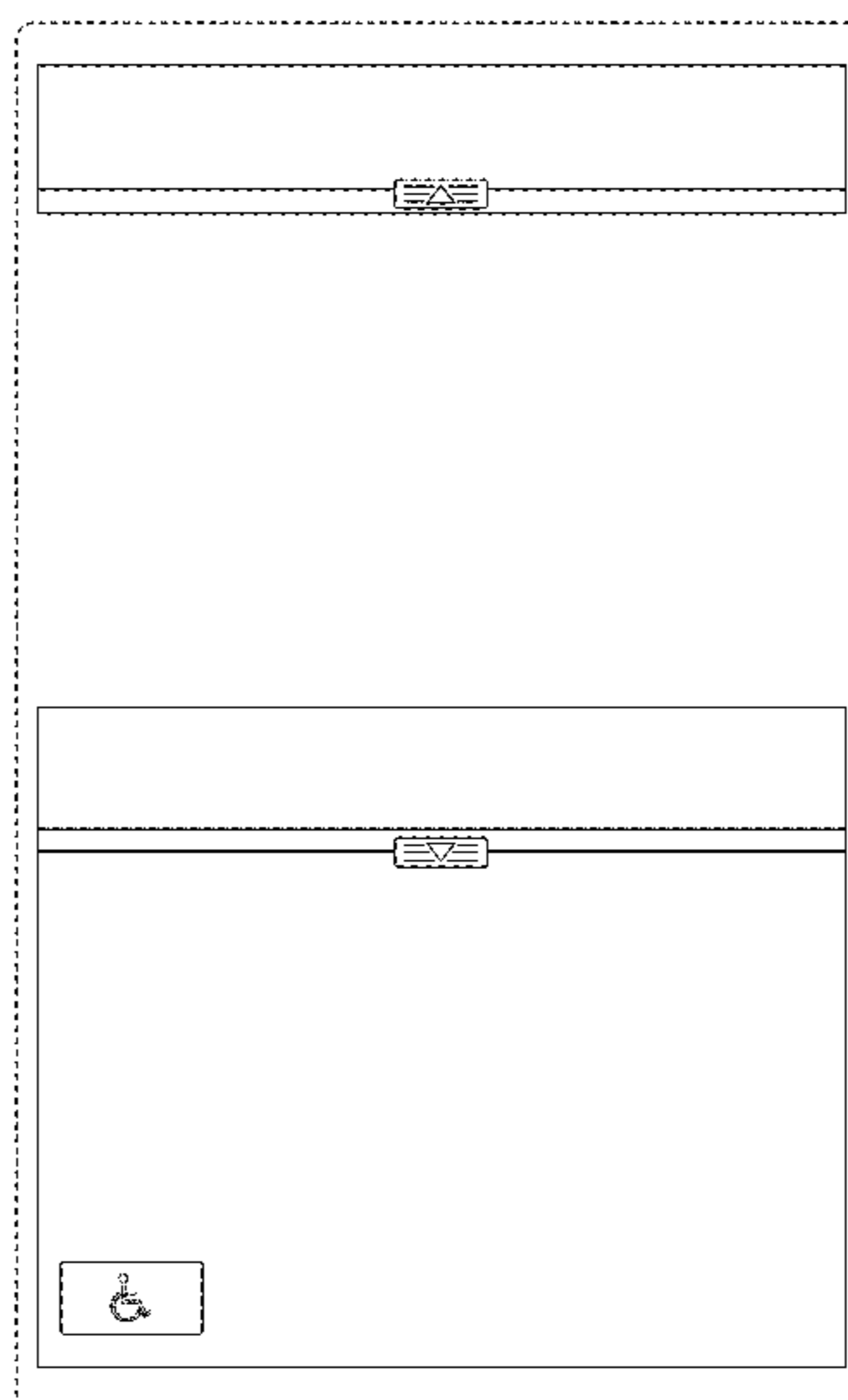
FIG. 1 depicts a front view of a display screen or portion thereof with a graphical user interface according to a first embodiment.

FIG. 2 depicts a front view of a display screen or portion thereof with a graphical user interface according to a second embodiment; and,

FIG. 3 depicts a front view of a display screen or portion thereof with a graphical user interface according to a third embodiment.

The outermost broken line rectangle illustrates a display screen or portion thereof and forms no part of the claimed design. The remaining broken lines illustrate portions of the graphical user interface and form no part of the claimed design.

**1 Claim, 3 Drawing Sheets**






FIG. 1




FIG. 2




FIG. 3