



US00D771633S

(12) **United States Design Patent** (10) **Patent No.:** **US D771,633 S**
Xiang et al. (45) **Date of Patent:** **** Nov. 15, 2016**

(54) **FLAT PANEL DISPLAY STAND BASE**

A47B 2021/0335; H02G 3/126; F16B 47/00;
F16B 47/006; A47G 1/17; A47K 2201/00

(71) Applicant: **LOCTEK VISUAL TECHNOLOGY CORP.**, Ningbo (CN)

See application file for complete search history.

(72) Inventors: **Lehong Xiang**, Ningbo (CN); **Qiang Chen**, Ningbo (CN); **Yufeng Xu**, Ningbo (CN)

(56) **References Cited**

U.S. PATENT DOCUMENTS

(73) Assignee: **LOCTEK VISUAL TECHNOLOGY CORP.** (CN)

(**) Term: **14 Years**

(21) Appl. No.: **29/486,705**

(22) Filed: **Apr. 1, 2014**

(30) **Foreign Application Priority Data**

Nov. 15, 2013 (CN) 2013 3 0550927

(51) **LOC (10) Cl.** **08-07**

(52) **U.S. Cl.**
USPC **D14/451**

(58) **Field of Classification Search**
USPC D14/371-382, 125-129, 336, 337,
D14/447-452, 492, 335, 239, 457, 439-441,
D14/432, 251-253; D8/349, 354, 363, 373,
D8/376, 380; D21/333; D12/415; D3/218;
348/180, 184, 325, 739, 825; 248/323,
248/278.1, 286.1

CPC G06F 3/0412; G06F 3/016; G06F 3/0488;
G06F 3/011; G06F 3/038; G06F 3/03543;
G06F 3/0338; G06F 3/0202; G06F 3/0219;
G06F 3/0213; G06F 1/1616; G06F 3/023;
G06F 3/04883; G02F 1/13338; G02F 1/1313;
G02F 1/1333; G02F 1/135; G02F 1/132;
G02F 1/133308; G02F 1/134309; G02F
1/13718; G09G 3/3648; G06K 15/1252;
B41J 2/465; G03F 7/70291; G02B 27/0172;
G02B 5/30; G02B 2027/0118; G02B
27/0101; F16M 13/02; F16M 13/00; F16M
11/10; F16M 11/04; F16M 2200/08; F16M
11/2021; A47B 21/0314; A47B 88/044;

D280,444 S *	9/1985	Boss	D26/110
D286,863 S *	11/1986	Lee	D11/160
D315,532 S *	3/1991	Belokin, Jr.	D11/146
D446,748 S *	8/2001	Hutton	D11/146
D560,025 S *	1/2008	Shulem	D26/142
D588,602 S *	3/2009	Chao	D14/451
D612,289 S *	3/2010	Donovan	D11/143
D613,274 S *	4/2010	Lee	D14/206
D614,343 S *	4/2010	Chiu	D26/93
D681,647 S *	5/2013	Choi	D14/451
D688,672 S *	8/2013	Seo	D14/451
D694,150 S *	11/2013	Jennings	D11/157
D702,244 S *	4/2014	Seo	D14/451

* cited by examiner

Primary Examiner — Barbara Fox

Assistant Examiner — Katie S Mroczka

(74) *Attorney, Agent, or Firm* — Marger Johnson

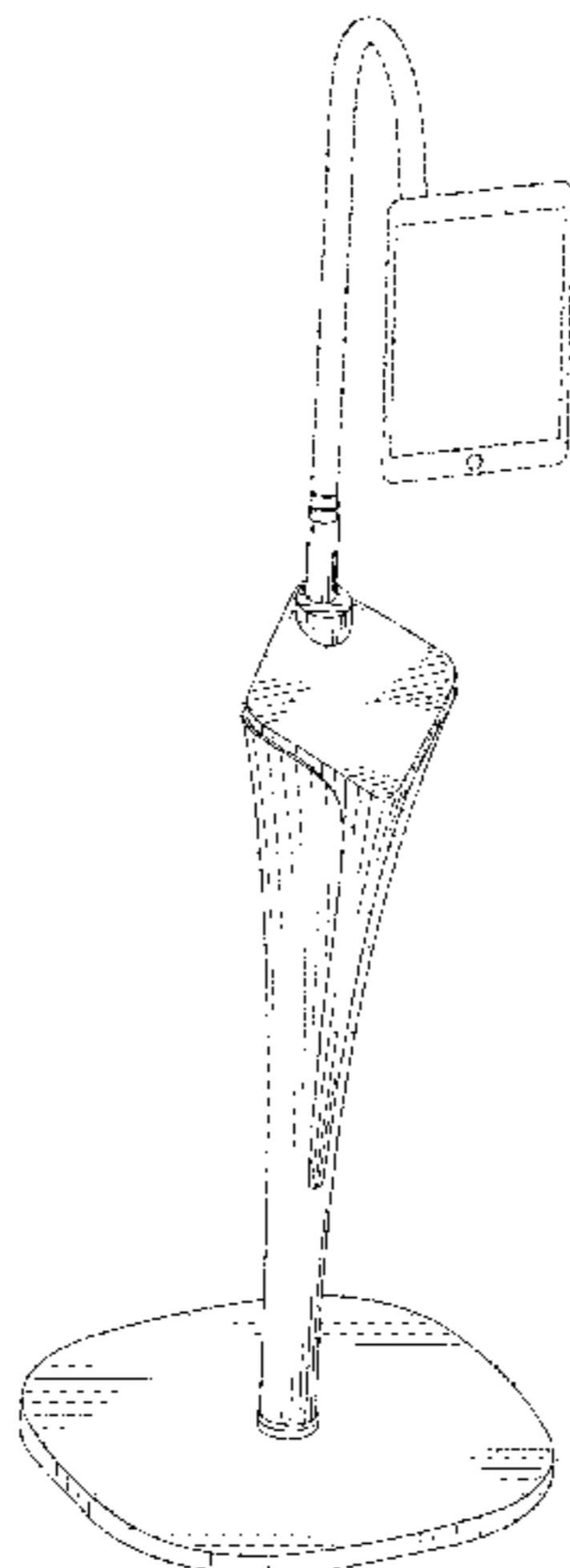
(57) **CLAIM**

The ornamental design for a flat panel display stand base, as shown and described.

DESCRIPTION

FIG. 1 is a front view of a flat panel display stand base;
FIG. 2 is a back view thereof;
FIG. 3 is a top view thereof;
FIG. 4 is a bottom view thereof;
FIG. 5 is a left view thereof;
FIG. 6 is a right view thereof; and,
FIG. 7 is a perspective view thereof.
The broken lines shown in FIGS. 2 and 4 illustrate portions of the flat panel display stand base that form no part of the claimed design. The broken lines in FIG. 7 illustrate environment that forms no part of the claimed design.

1 Claim, 7 Drawing Sheets



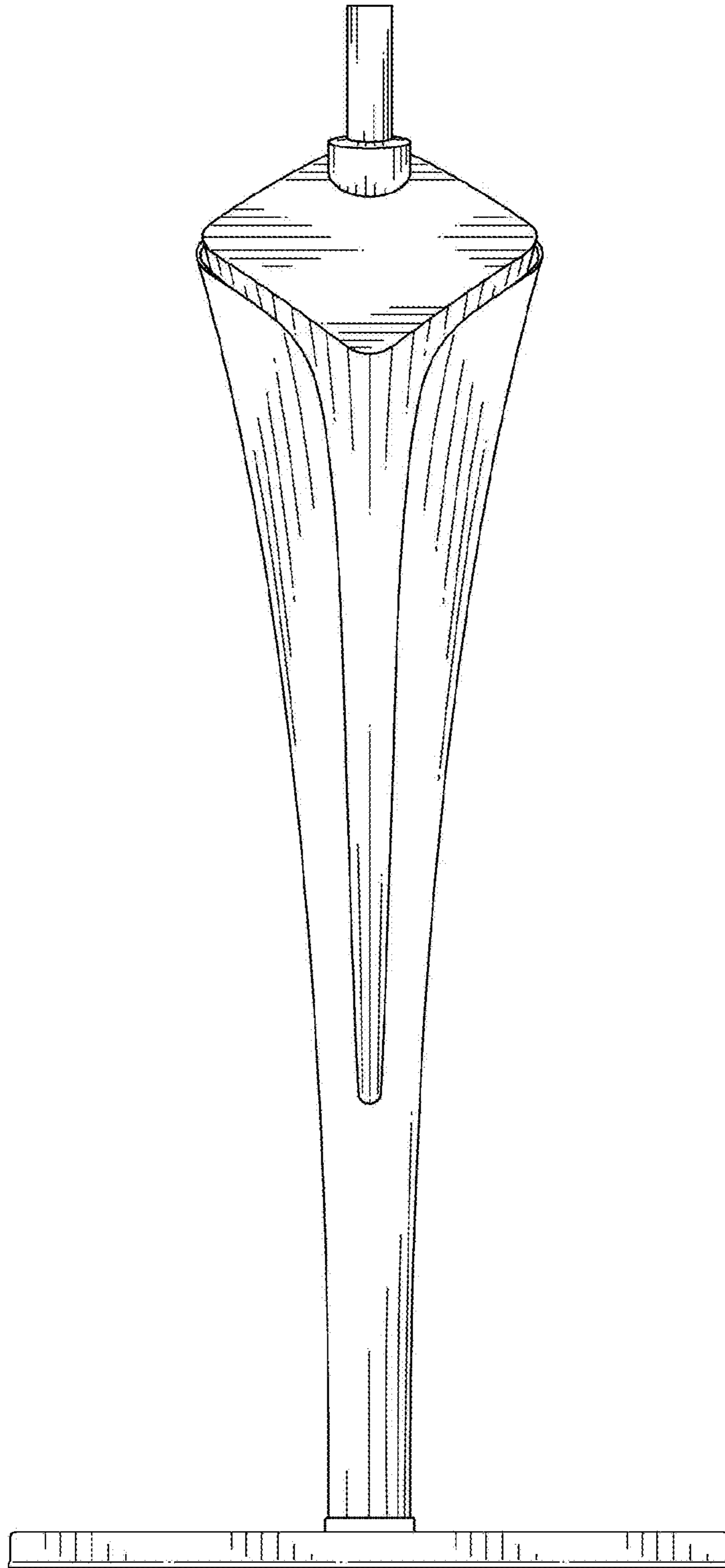


Fig. 1

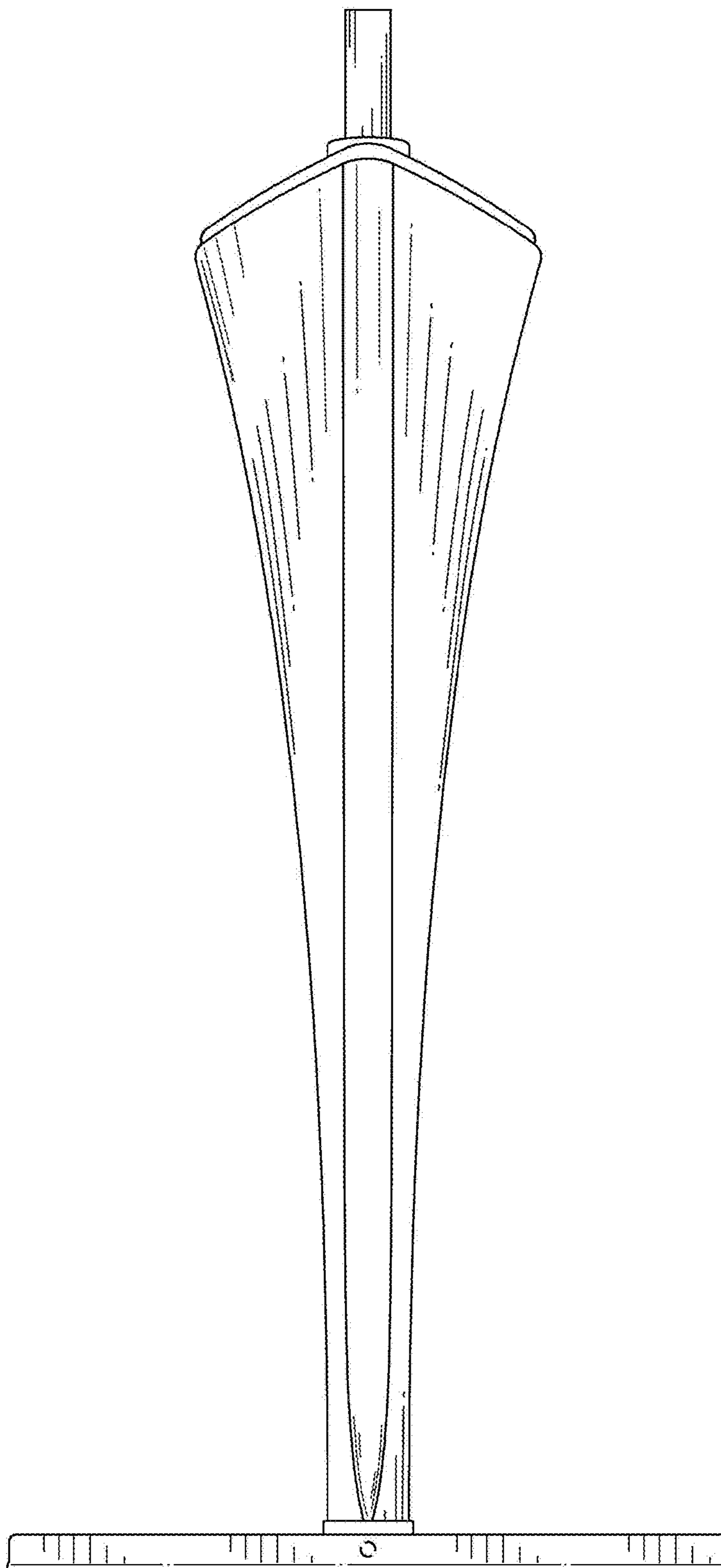


Fig. 2

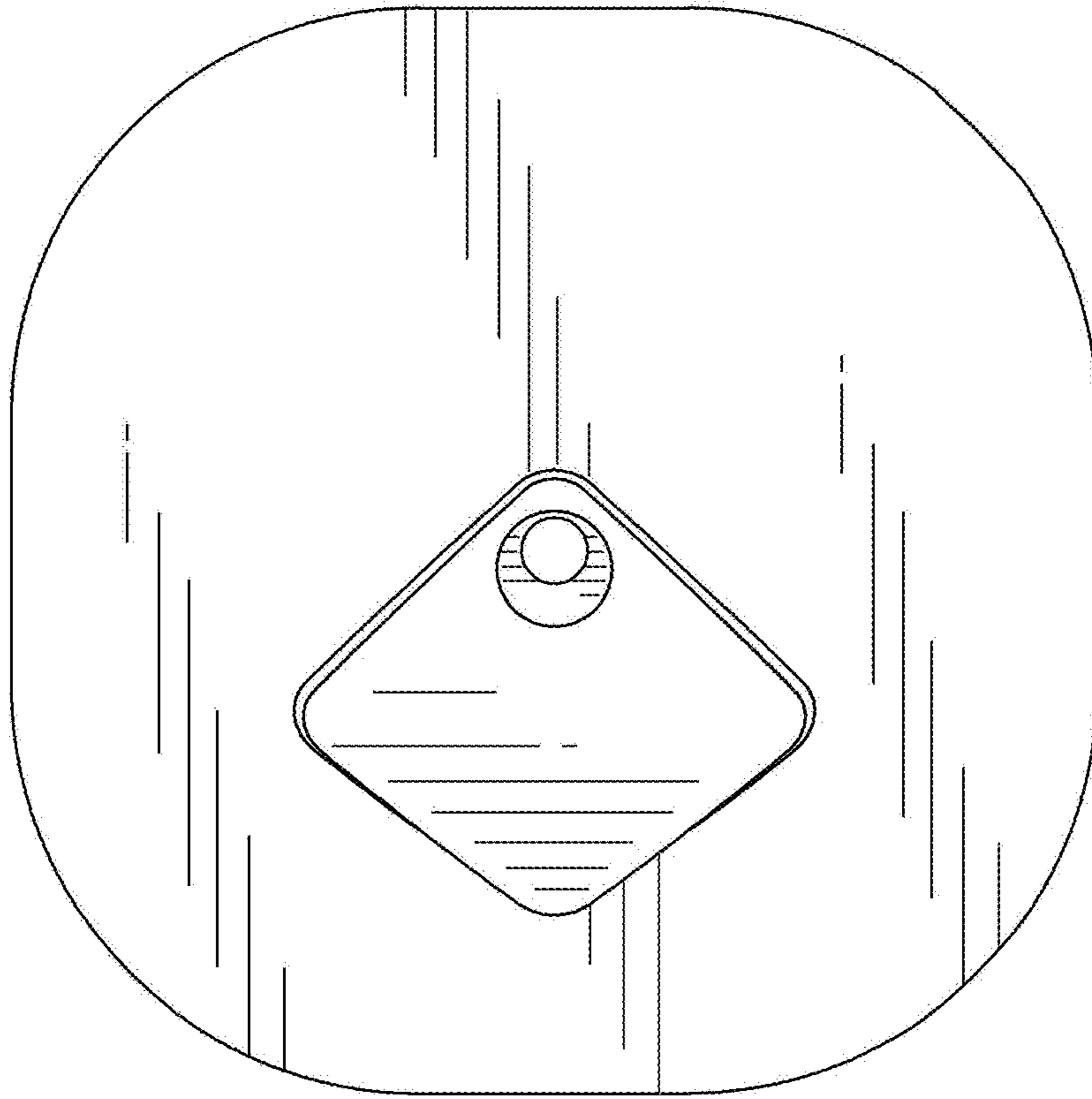


Fig. 3

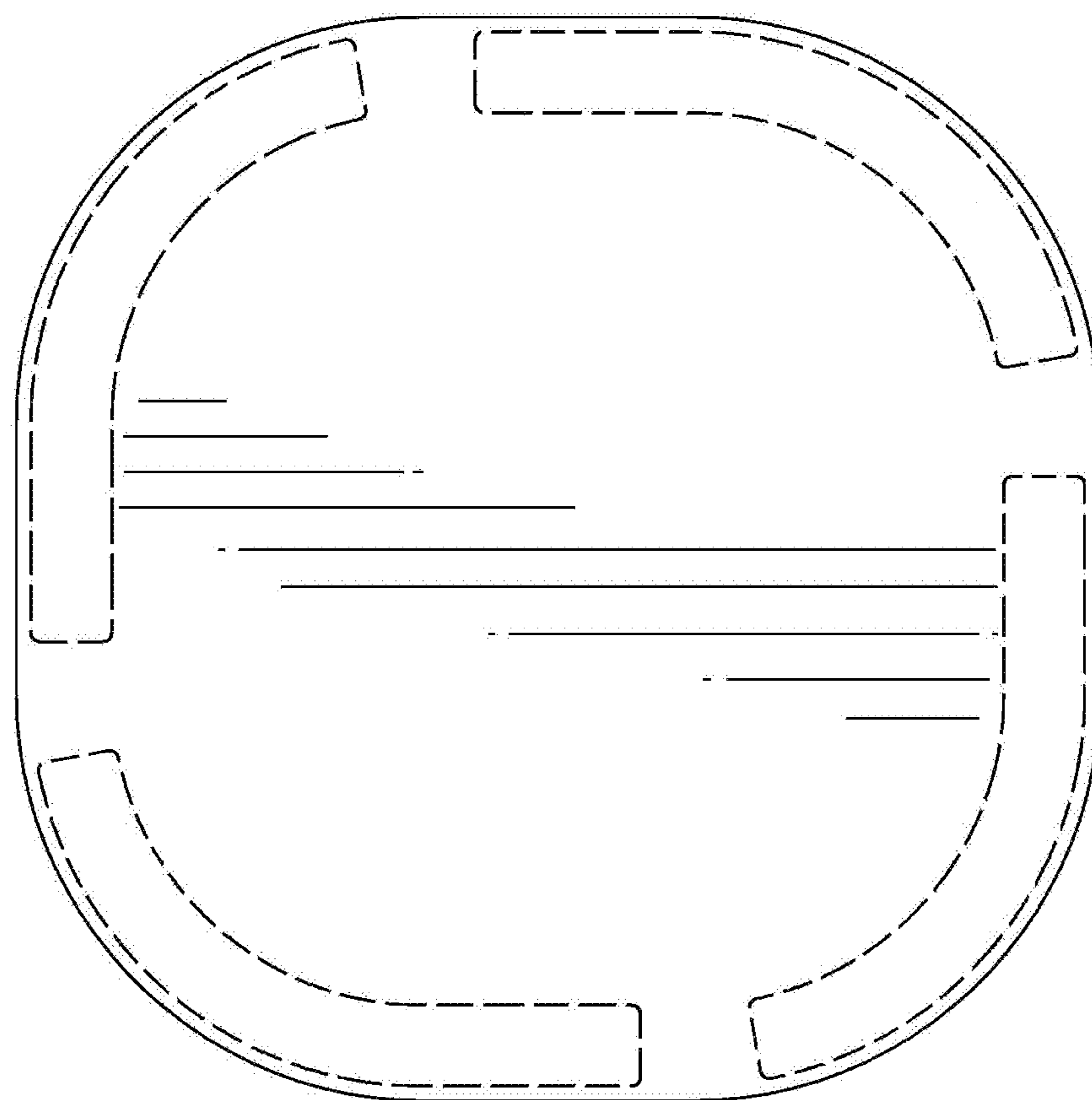


Fig. 4

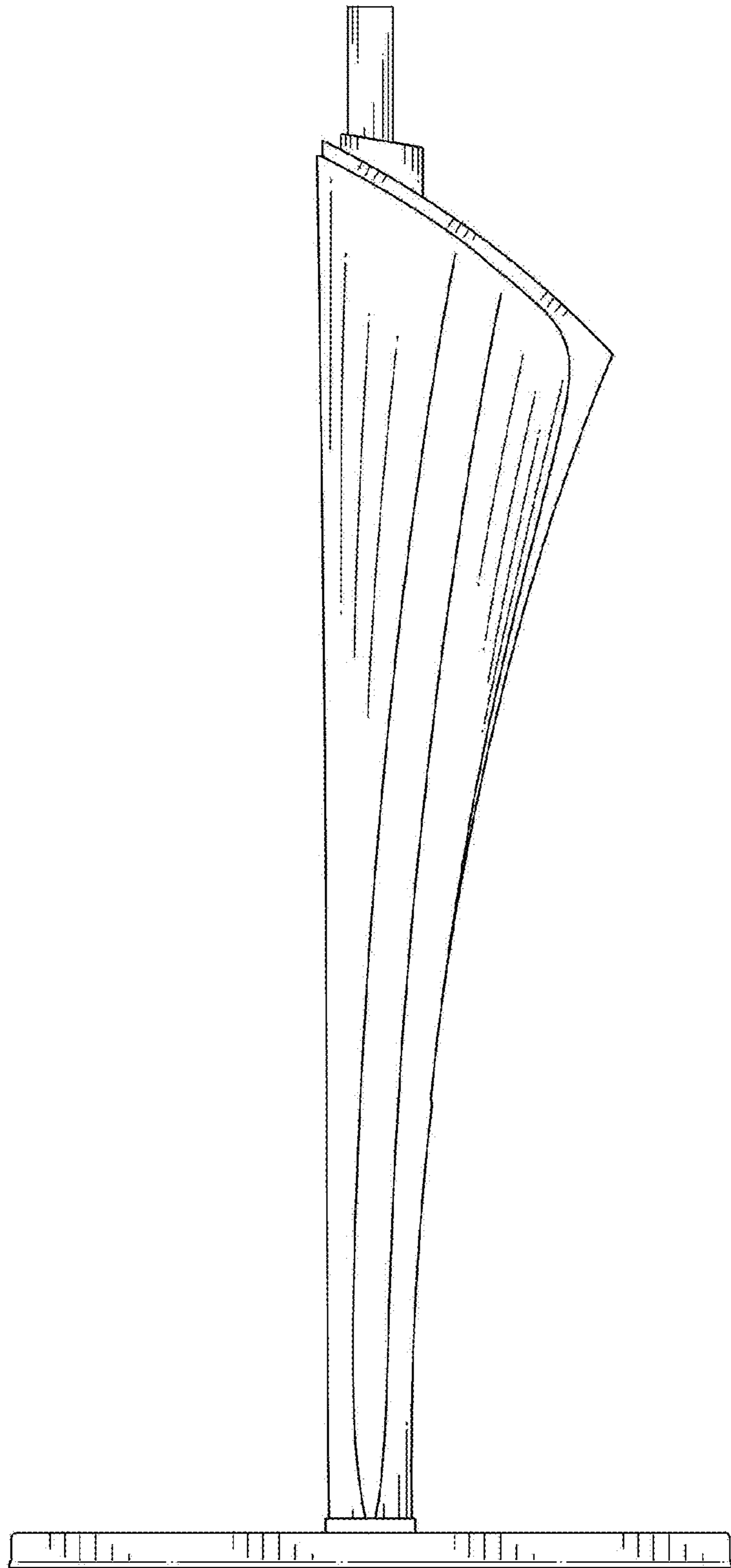


Fig. 5

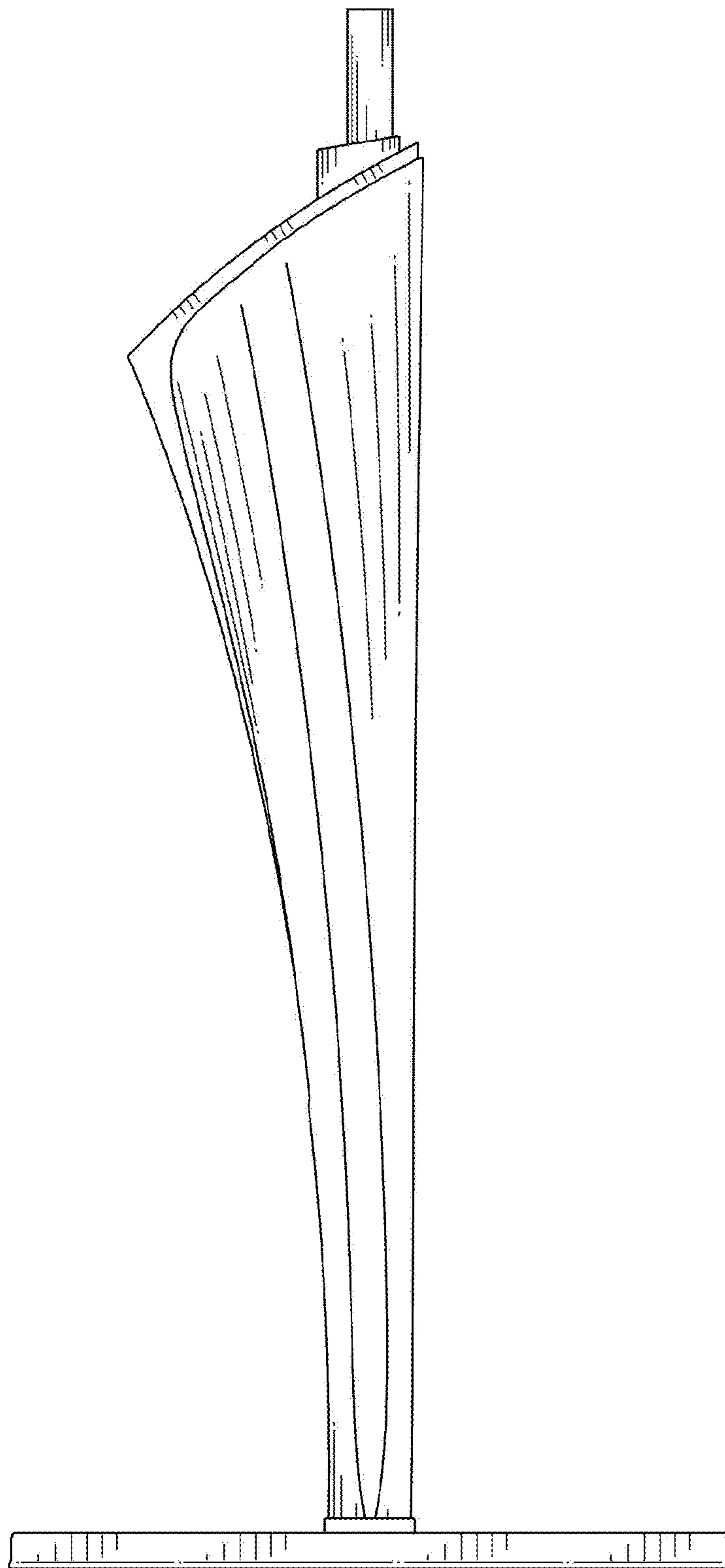


Fig. 6

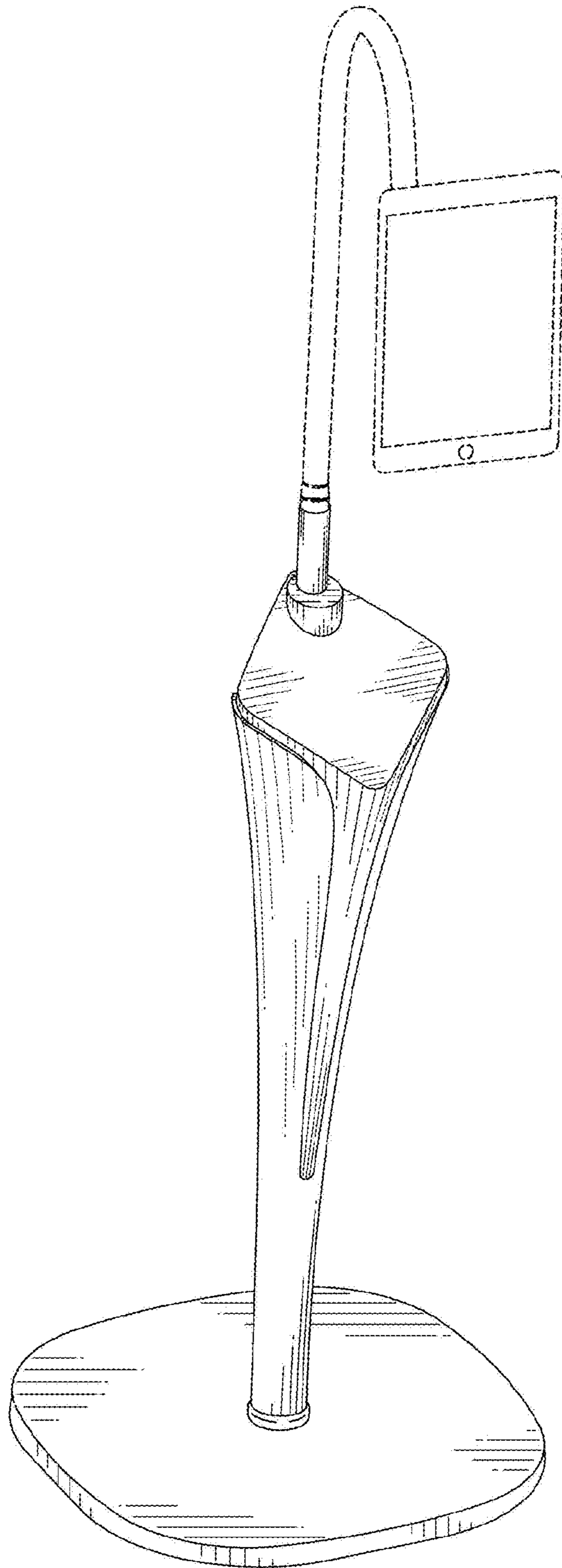


Fig. 7