



US00D771612S

(12) **United States Design Patent** (10) **Patent No.:** **US D771,612 S**
Roberts et al. (45) **Date of Patent:** **** Nov. 15, 2016**

(54) **MOBILE COMMUNICATIONS DEVICE COVER**

(71) Applicant: **Tech 21 Licensing Limited**, Middlesex (GB)

(72) Inventors: **Jason Roberts**, Middlesex (GB); **Wilhelm Marschall**, East Twickenham (GB); **Jeremy McManus**, London (GB)

(73) Assignee: **TECH 21 LICENSING LIMITED**, Twickenham, Middlesex (GB)

(**) Term: **14 Years**

(21) Appl. No.: **29/525,988**

(22) Filed: **May 5, 2015**

(51) **LOC (10) Cl.** **14-03**

(52) **U.S. Cl.**
USPC **D14/250**

(58) **Field of Classification Search**
USPC D14/238.1, 440, 203.3–203.7, 217, 240, D14/248, 251–253, 447, 496, 250; D3/201, D3/218, 247, 269, 273, 301, 303; D13/103, 107–108, 119
CPC H04B 1/3888; H04M 1/0283; H04M 1/0202; A45C 1/06; A45C 11/00; A45C 13/02; A45C 2011/002; A45F 2005/026; A45F 2200/0525; A45F 2200/0516
See application file for complete search history.

(56) **References Cited**

U.S. PATENT DOCUMENTS

D609,463 S *	2/2010	Bullen	D3/218
7,782,610 B2 *	8/2010	Diebel	G06F 1/1628
				361/679.41
D653,202 S *	1/2012	Hasbrook	D13/103
D663,263 S *	7/2012	Gupta	D13/103
D664,091 S *	7/2012	Pliner	D13/108
D665,735 S *	8/2012	Kang	D13/108
D667,783 S *	9/2012	Zhang	D13/102

D670,281 S *	11/2012	Corpuz	D14/250
D677,249 S *	3/2013	Li	D14/250
D697,502 S *	1/2014	Chu	D14/250
D716,785 S *	11/2014	White	D14/250
D718,230 S *	11/2014	To	D13/103
D718,754 S *	12/2014	To	D14/250
D718,755 S *	12/2014	To	D14/250
D721,685 S *	1/2015	Hasbrook	D14/250
9,293,808 B1 *	3/2016	Roberts	H01Q 1/243
D753,641 S *	4/2016	Roberts	D14/250
D754,652 S *	4/2016	Roberts	D14/250

(Continued)

Primary Examiner — Carla Jobe Wright

(74) *Attorney, Agent, or Firm* — Stephen J. Weyer, Esq.; Stites & Harbison, PLLC

(57) **CLAIM**

The ornamental design for a mobile communications device cover, as shown and described.

DESCRIPTION

FIG. 1 is a perspective view taken from the top, front, and left side of the mobile communications device cover of the present design.

FIG. 2 is a perspective view taken from the top, rear, and left side of the mobile communications device cover of FIG. 1

FIG. 3 is a front elevation view of the mobile communications device cover of FIG. 1.

FIG. 4 is a rear elevation view of the mobile communications device cover of FIG. 1.

FIG. 5 is a right side elevation view of the mobile communications device cover of FIG. 1

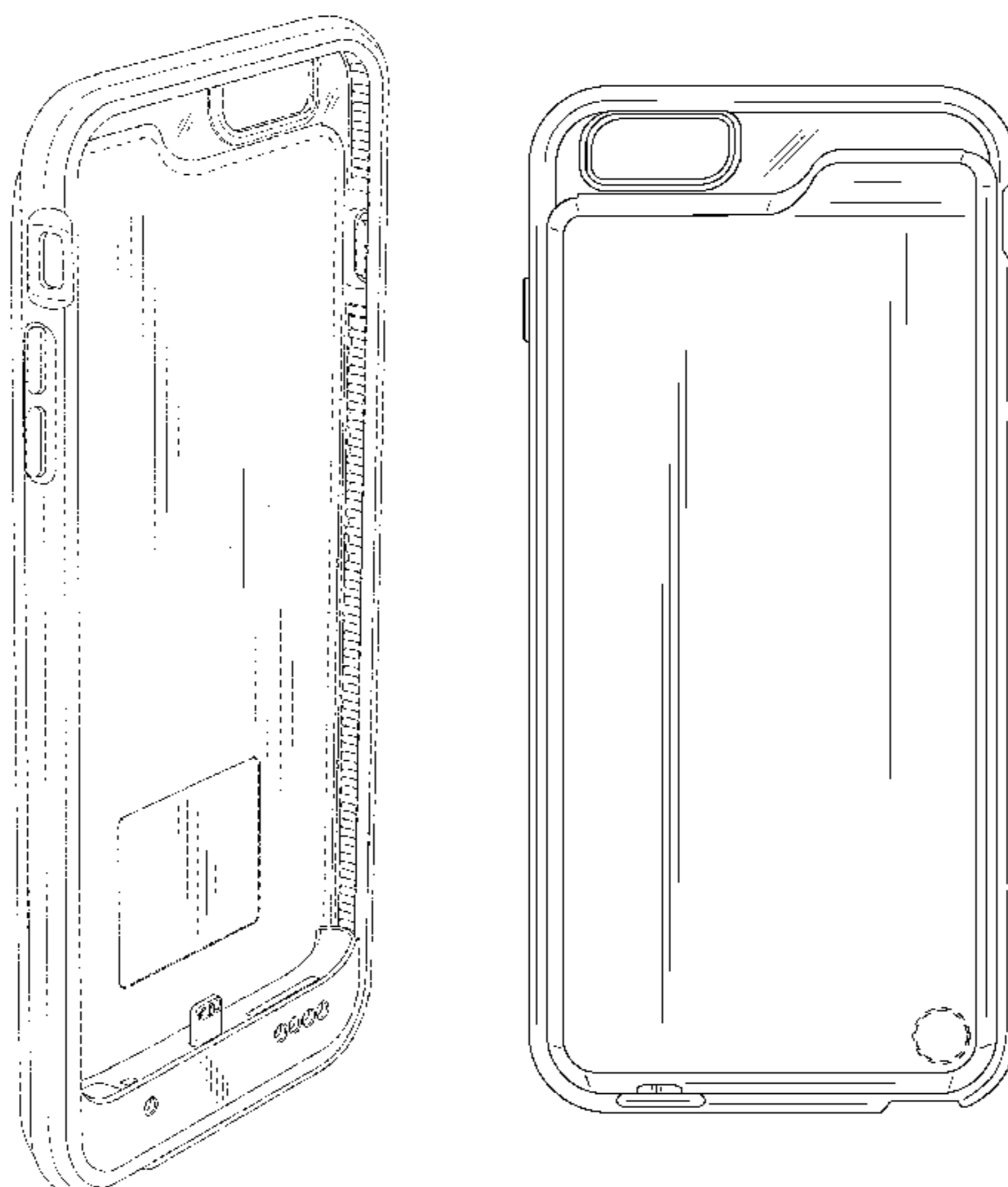
FIG. 6 is a left side elevation view of the mobile communications device cover of FIG. 1

FIG. 7 is a top plan view of the mobile communications device cover of FIG. 1; and,

FIG. 8 is a bottom plan view of the mobile communications device cover of FIG. 1.

The broken lines in FIGS. 1-4 and 8 depict environmental subject matter that forms no part of the claimed design.

1 Claim, 6 Drawing Sheets



US D771,612 S

Page 2

(56)

References Cited

U.S. PATENT DOCUMENTS

2013/0273983 A1*	10/2013	Hsu	H05K 5/0086 455/575.1
2016/0134142 A1*	5/2016	Murphy	H02J 7/0044 455/573
2009/0186264 A1*	7/2009	Huang	H01M 2/1022 429/96

* cited by examiner

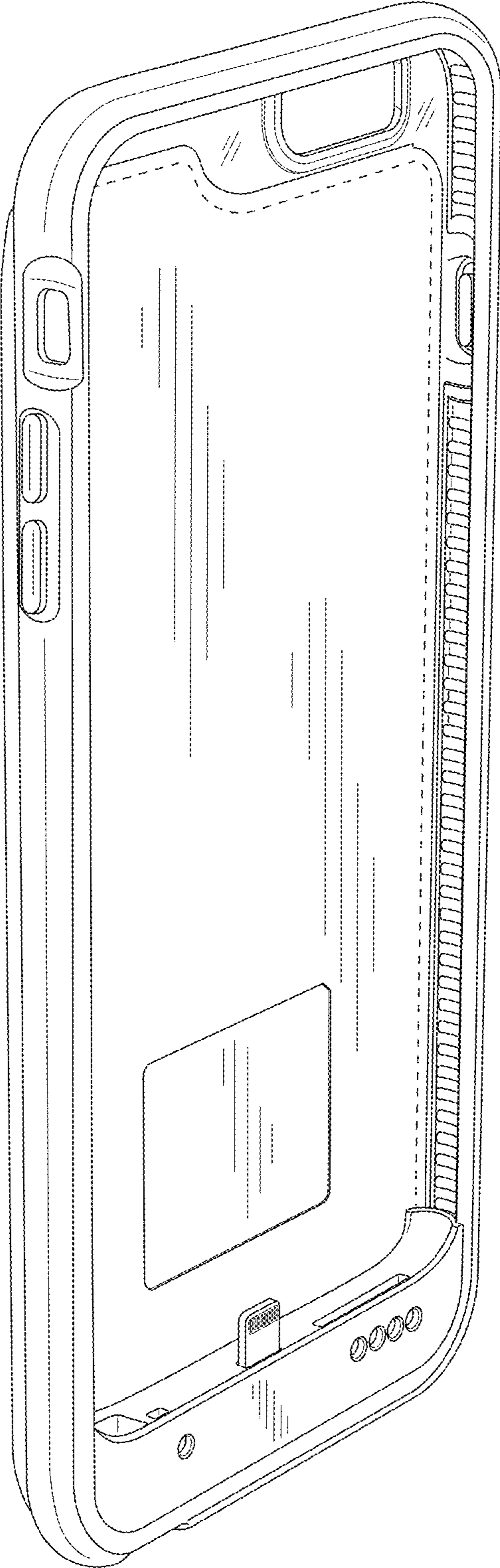


FIG. 1

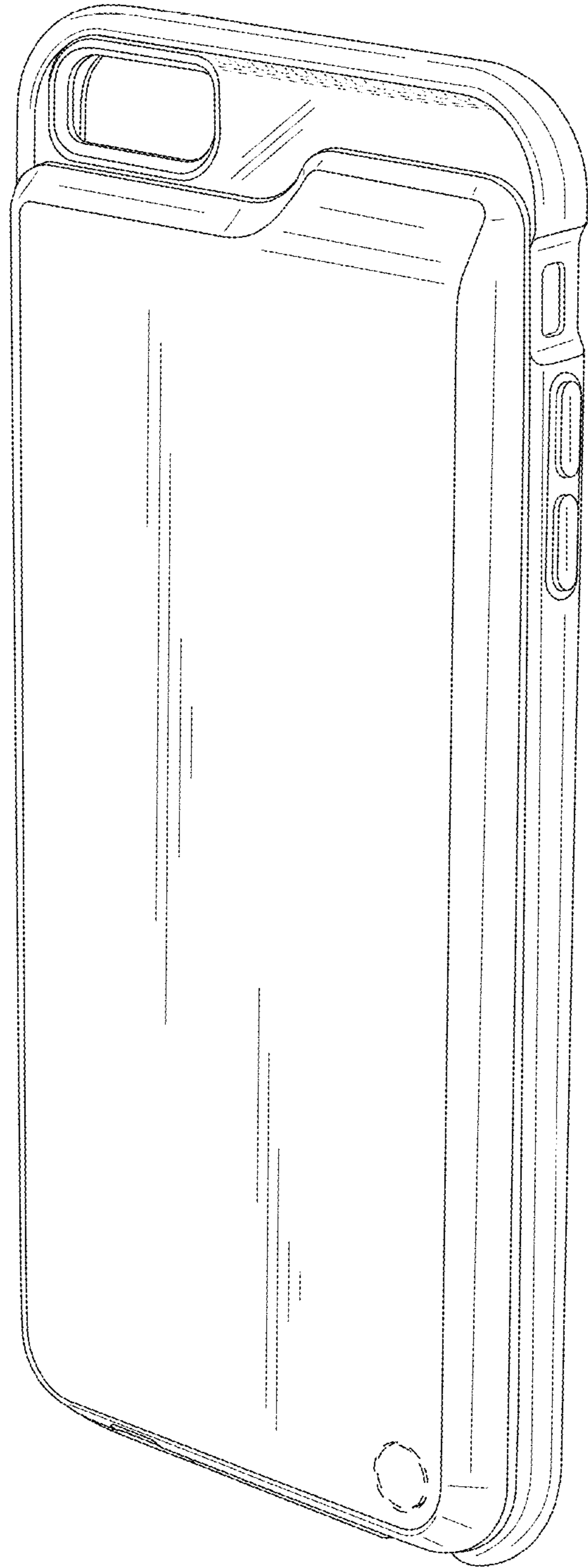


FIG. 2

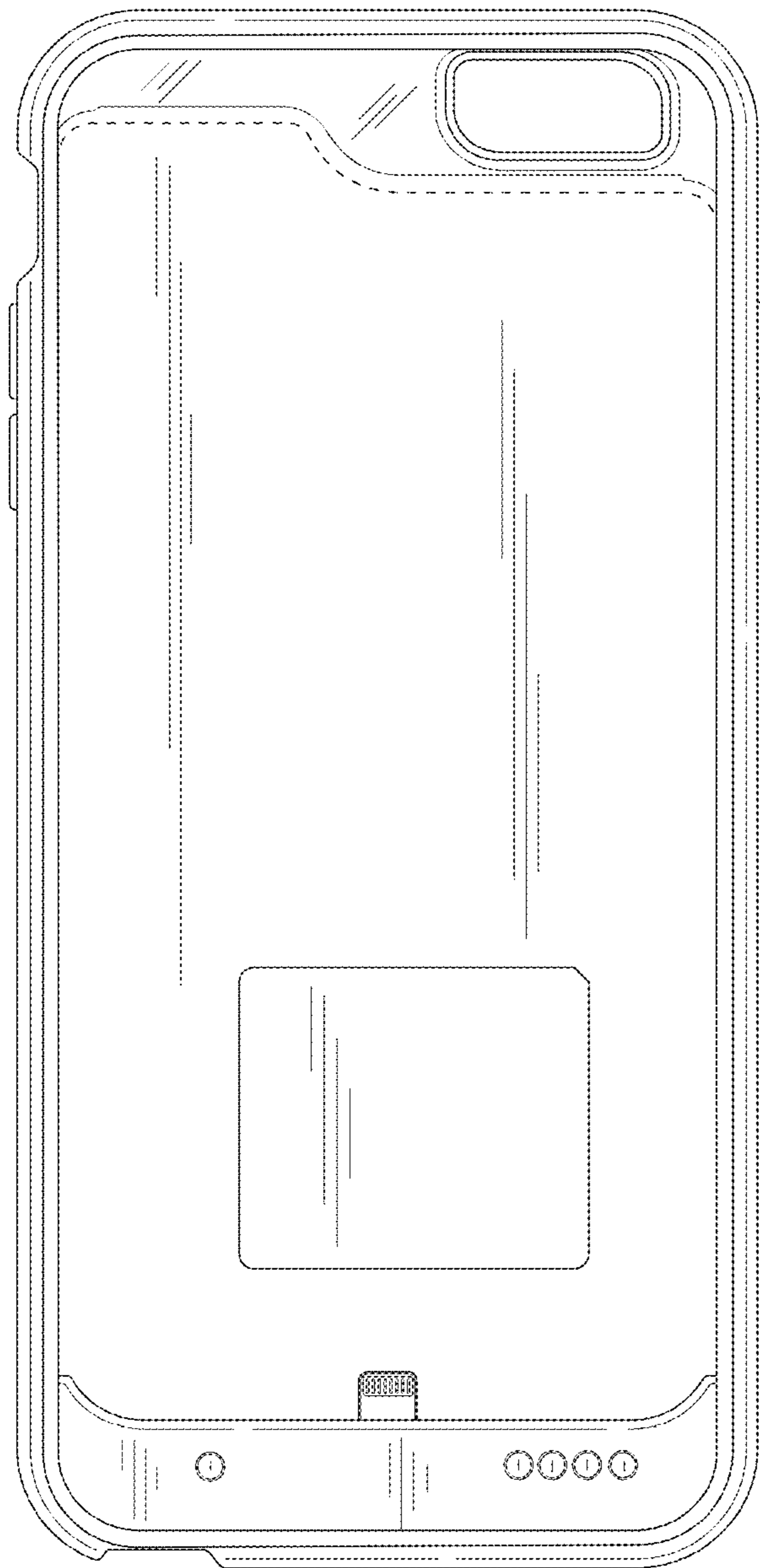


FIG. 3

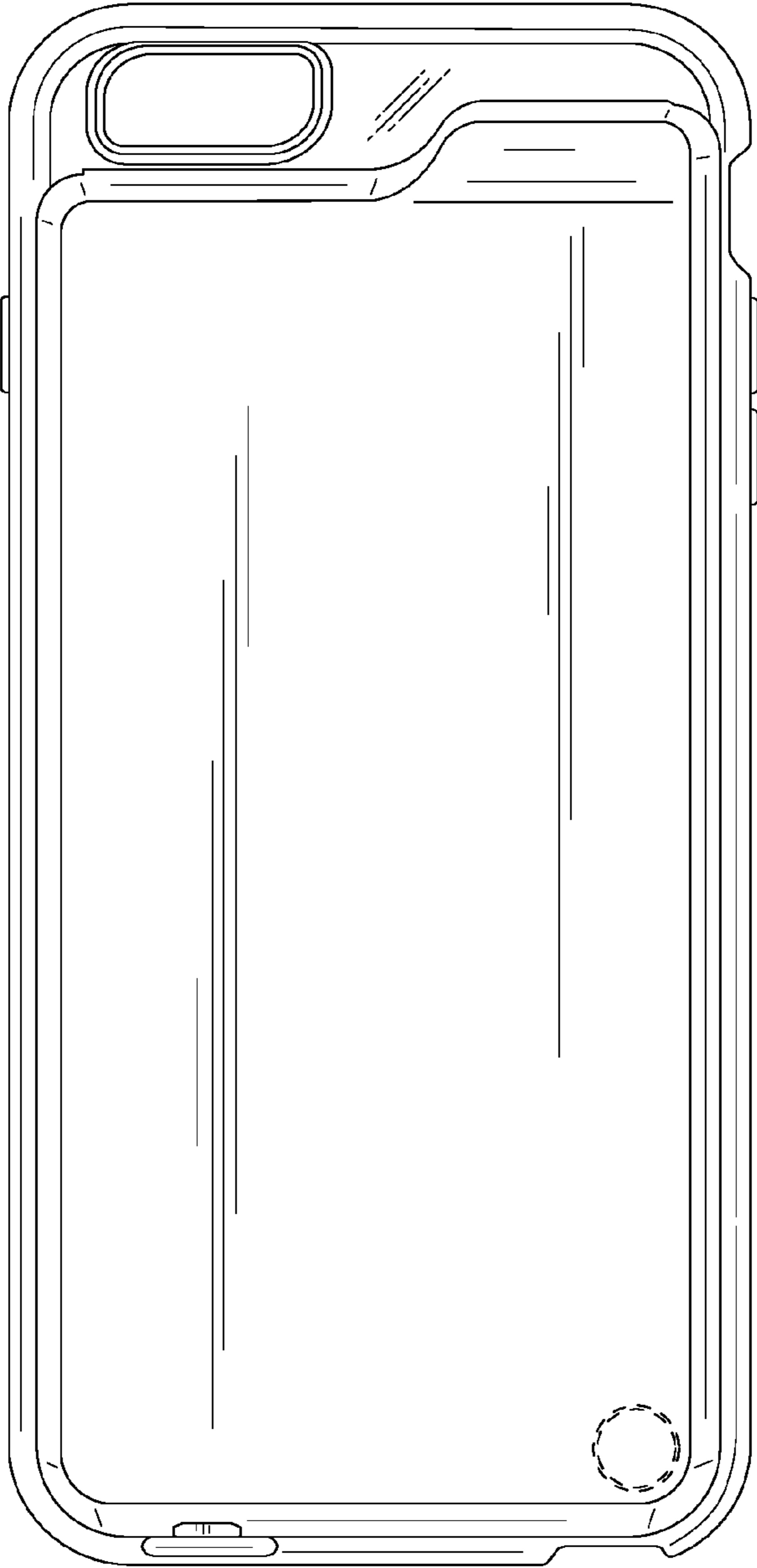


FIG. 4




FIG. 5




FIG. 6

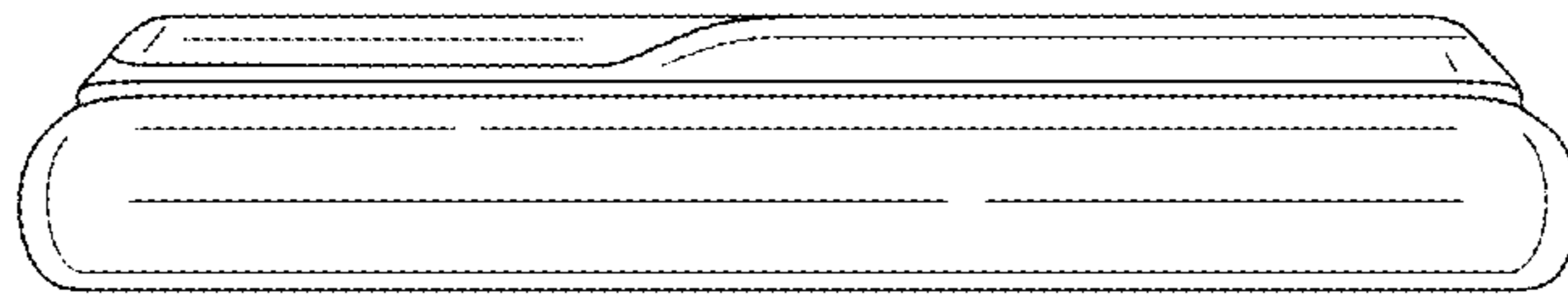


FIG. 7




FIG. 8

UNITED STATES PATENT AND TRADEMARK OFFICE
CERTIFICATE OF CORRECTION

PATENT NO. : D771,612 S
APPLICATION NO. : 29/525988
DATED : November 15, 2016
INVENTOR(S) : Roberts et al.

Page 1 of 1

It is certified that error appears in the above-identified patent and that said Letters Patent is hereby corrected as shown below:

On the Title Page

Please add item:

-- (30) **Foreign Application Priority Data**

March 25, 2015 (EM).....002667527 --

Signed and Sealed this
Fifteenth Day of August, 2017



Joseph Matal
*Performing the Functions and Duties of the
Under Secretary of Commerce for Intellectual Property and
Director of the United States Patent and Trademark Office*