



US00D771611S

(12) **United States Design Patent** (10) **Patent No.:** **US D771,611 S**  
**Chang et al.** (45) **Date of Patent:** **\*\* Nov. 15, 2016**

- (54) **SMARTPHONE CASE**
- (71) Applicant: **OTTER PRODUCTS, LLC**, Fort Collins, CO (US)
- (72) Inventors: **Tao-Wei Chang**, Arvada, CO (US); **Ryan D. Sellden**, Fort Collins, CO (US)
- (73) Assignee: **Otter Products, LLC**, Fort Collins, CO (US)
- (\*\*) Term: **14 Years**
- (21) Appl. No.: **29/518,992**
- (22) Filed: **Mar. 1, 2015**
- (51) **LOC (10) Cl.** ..... **14-03**
- (52) **U.S. Cl.**  
USPC ..... **D14/250**
- (58) **Field of Classification Search**  
USPC ..... D14/138 AA, 138 C, 138 G, 138 R, 143, D14/189, 203.2-203.7, 217, 238.1, 240, D14/248, 250-253, 341, 345, 347, 440, 447, D14/496, 507; D13/103, 108; D3/201, 218, D3/247, 269, 273, 303  
CPC .. A45C 1/06; A45C 11/00; A45C 2011/002; A14C 13/02; A14C 13/002; A45F 2005/026; A45F 2200/0525; A45F 2200/516; H04B 1/3888; H04M 1/0283; H04M 1/0202  
See application file for complete search history.

- (56) **References Cited**  
U.S. PATENT DOCUMENTS

D574,819 S	8/2008	Andre et al.
D575,056 S	8/2008	Tan
D597,089 S	7/2009	Khan et al.
7,609,512 B2	10/2009	Richardson et al.
D606,532 S	12/2009	Jong et al.
D618,230 S	6/2010	Brown et al.
8,186,514 B2	5/2012	Bowers
D667,783 S	9/2012	Zhang et al.

- D668,245 S 10/2012 Bau
- D671,932 S 12/2012 Azoulay
- D673,159 S 12/2012 McCarthy et al.
- D673,551 S 1/2013 Chang et al.
- D674,792 S \* 1/2013 Magness ..... D14/250
- D674,801 S 1/2013 Wharram
- D676,845 S \* 2/2013 Melanson ..... D14/250
- D681,020 S 4/2013 Magness et al.
- D681,621 S 5/2013 Magness
- D681,622 S 5/2013 Melanson et al.
- 8,443,971 B1 5/2013 Green et al.
- D684,149 S 6/2013 Chang et al.
- D684,358 S 6/2013 Pegg
- D685,358 S 7/2013 Armstrong et al.
- D685,785 S 7/2013 Seoc et al.
- D686,607 S 7/2013 Hong

(Continued)

**OTHER PUBLICATIONS**

<http://www.otterbox.com/en-us/galaxy-s6/symmetry-series-case/sam28-galaxy-s6.html> copyright 2016 found May 13, 2016.\*

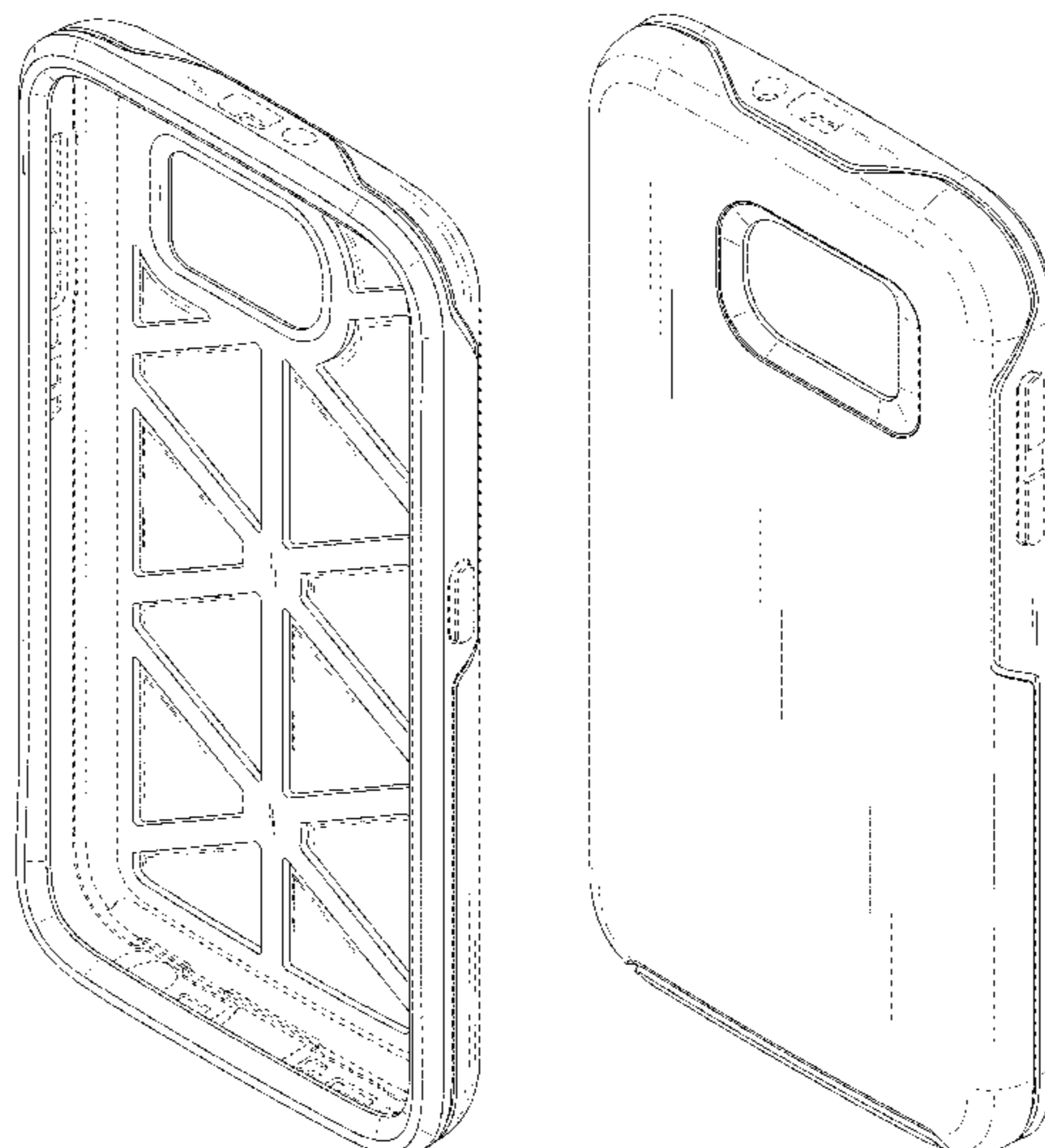
*Primary Examiner* — Eric Goodman  
*Assistant Examiner* — Amy Wierenga

(57) **CLAIM**  
The ornamental design for a smartphone case, as shown and described.

**DESCRIPTION**

FIG. 1 is a front isometric view of a smartphone case showing our new design;  
FIG. 2 is a rear isometric view thereof;  
FIG. 3 is a front view thereof;  
FIG. 4 is a rear view thereof;  
FIG. 5 is a left view thereof;  
FIG. 6 is a right view thereof;  
FIG. 7 is a top view thereof; and,  
FIG. 8 is a bottom view thereof.  
The dash-dash broken lines depict portions of the smartphone case that form no part of the claim.

**1 Claim, 6 Drawing Sheets**



(56)

References Cited

U.S. PATENT DOCUMENTS

D697,060 S *	1/2014	Yang .....	D14/250	D755,167 S *	5/2016	Chen .....	D14/248
D703,654 S	4/2014	Melanson et al.		2012/0043235 A1	2/2012	Klement	
D703,656 S	4/2014	Witter et al.		2013/0098788 A1	4/2013	McCarville et al.	
D709,058 S	7/2014	Hemesath et al.		2013/0257240 A1	10/2013	Hong	
D709,869 S	7/2014	Witter et al.		2014/0049142 A1	2/2014	Magness	
D710,346 S	8/2014	Smith et al.		2014/0247235 A1*	9/2014	Lee .....	A45C 11/00 345/173
D722,309 S *	2/2015	Green .....	D14/250	2015/0195938 A1*	7/2015	Witter .....	H05K 5/03 206/521
D741,845 S *	10/2015	Kim .....	D14/250	2015/0244407 A1*	8/2015	Peral .....	H04B 1/3888 455/575.8

\* cited by examiner




FIG. 1

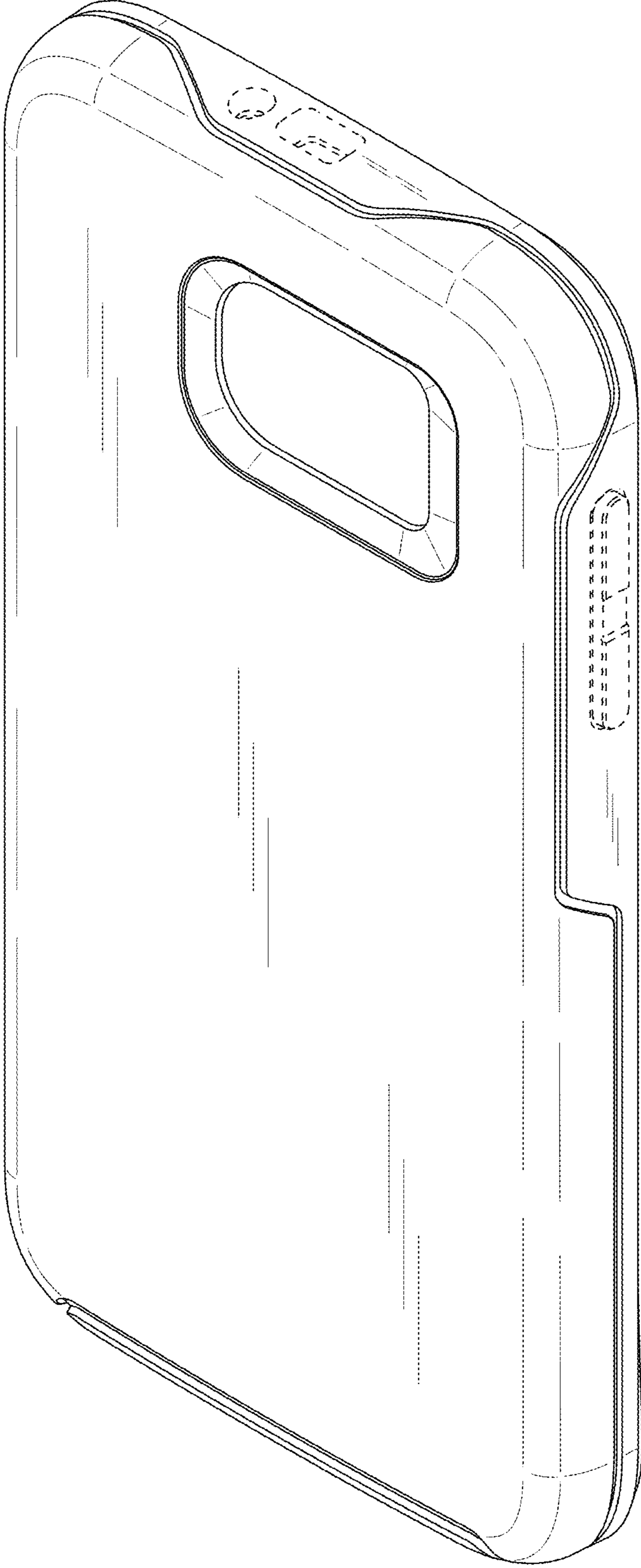


FIG. 2




FIG. 3

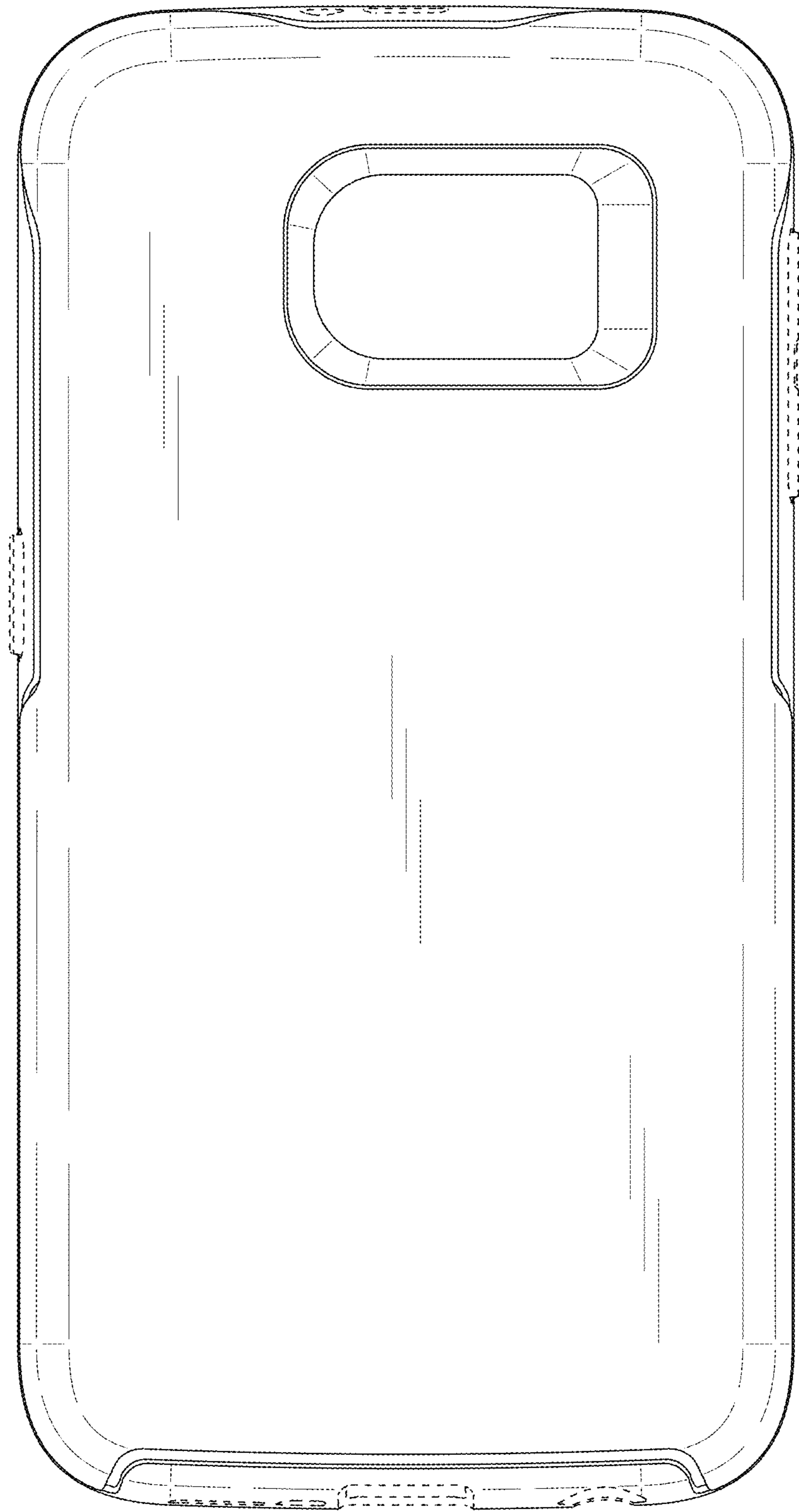


FIG. 4

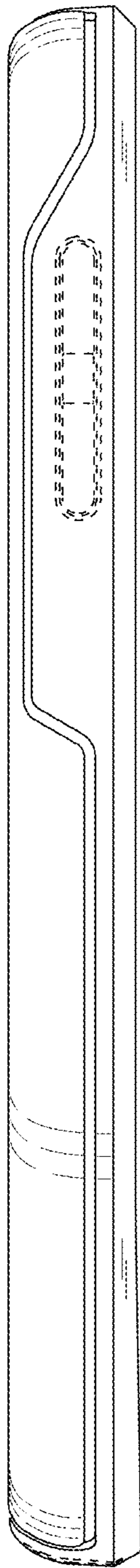


FIG. 5

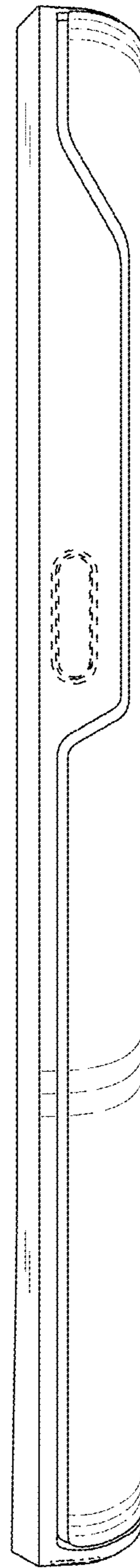


FIG. 6

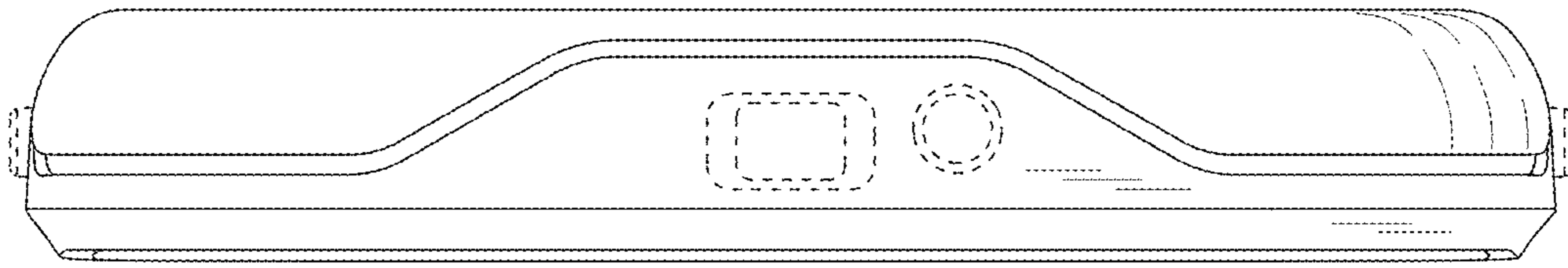


FIG. 7

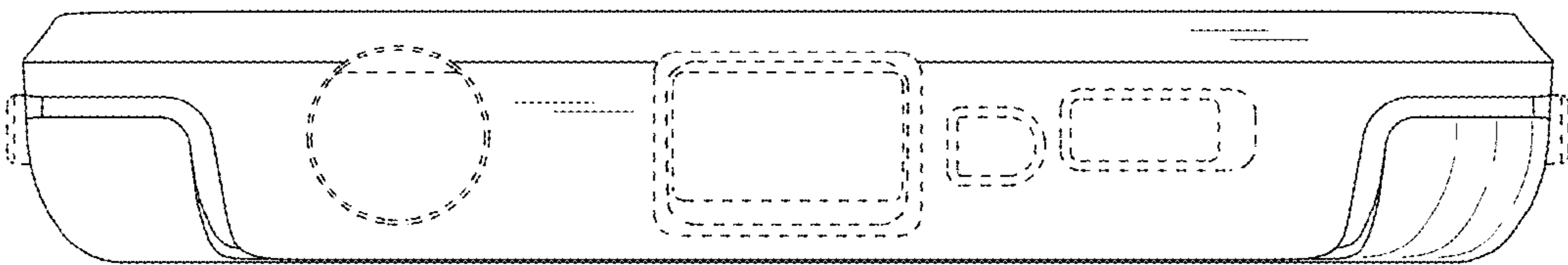


FIG. 8