

US00D771610S

(12) **United States Design Patent**
Stewart

(10) **Patent No.:** **US D771,610 S**

(45) **Date of Patent:** **** Nov. 15, 2016**

- (54) **CELL PHONE CASE**
- (71) Applicant: **Brittany L. Stewart**, Nashville, TN (US)
- (72) Inventor: **Brittany L. Stewart**, Nashville, TN (US)
- (73) Assignee: **Griffin Technology, Inc.**, Nashville, TN (US)

- D577,007 S * 9/2008 Cummings D14/168
- D658,469 S * 5/2012 van der Lande D8/348
- D666,213 S * 8/2012 Fahrberger D14/496
- D675,436 S * 2/2013 Hsiao D3/299
- D687,428 S * 8/2013 Kim D14/253
- D699,984 S * 2/2014 Krankkala D6/611
- 8,675,862 B1 * 3/2014 Lin H04M 1/185
379/437
- D711,865 S * 8/2014 Smith D14/250
- D717,779 S * 11/2014 Dong D14/250

(Continued)

(**) Term: **14 Years**

OTHER PUBLICATIONS

(21) Appl. No.: **29/501,437**

Review: Griffin KaZoo for iPhone 5, published Oct. 17, 2012, URL<<http://www.ilounge.com/index.php/reviews/entry/griffinkazooforiphone5>>, retrieved from internet on Jan. 11, 2016.*

(22) Filed: **Sep. 4, 2014**

(51) **LOC (10) Cl.** **14-03**

(52) **U.S. Cl.**
USPC **D14/250**

(58) **Field of Classification Search**
USPC D14/238.1, 250, 440, 203.3-203.7, 217, D14/240, 248, 251-253, 447, 496, 143, 189, D14/203.2; D3/201, 218, 247, 269, 273, D3/301, 303; D13/103, 107-108, 119
CPC A45C 1/06; A45C 11/00; A45C 13/02; A45C 2011/002; A45F 5/02; A45F 2005/026; A45F 2200/0525; A45F 2200/0516; H04B 1/3888; H04M 1/0283; H04M 1/0202
See application file for complete search history.

Primary Examiner — Carla Jobe Wright
(74) *Attorney, Agent, or Firm* — Hornkohl Intellectual Property Law, PLLC; Jason L. Hornkohl

(57) **CLAIM**
The ornamental design for a cell phone case, as shown and described.

DESCRIPTION

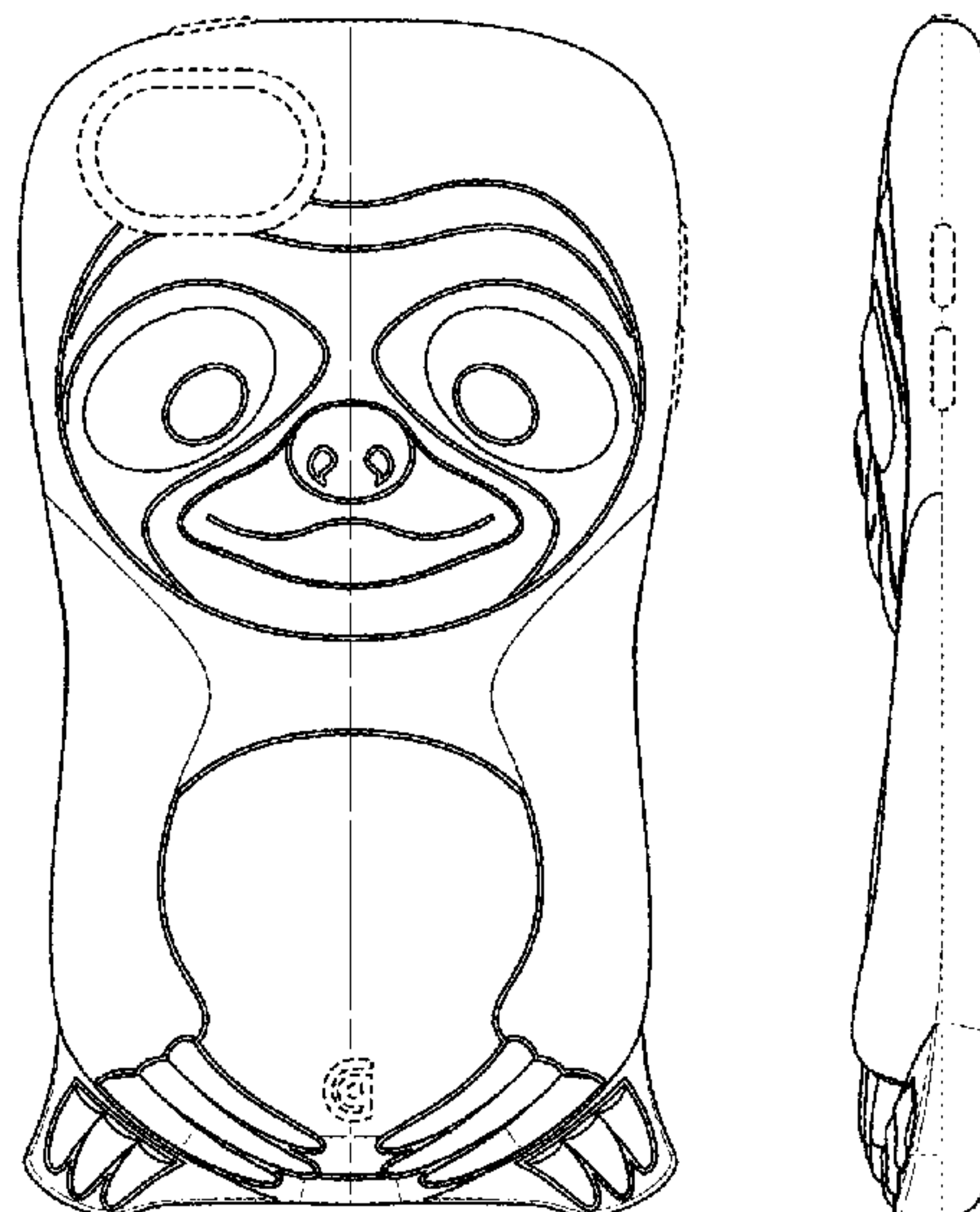
FIG. 1 is a front isometric view of a cell phone case showing my new design;
FIG. 2 is a top view of the cell phone case;
FIG. 3 is a left side view of the cell phone case;
FIG. 4 is a front view of the cell phone case;
FIG. 5 is a right side view of the cell phone case;
FIG. 6 is a bottom view of the cell phone case; and,
FIG. 7 is a back view of the cell phone case.
The broken lines in the drawings depict portions of the cell phone case that form no part of the claimed design. The broken lines and unshaded surfaces bounded by broken lines form no part of the claimed design.

(56) **References Cited**

U.S. PATENT DOCUMENTS

- 1,759,974 A * 5/1930 Campbell A45C 11/00
150/100
- D269,018 S * 5/1983 Appel D21/409
- D282,743 S * 2/1986 Huang D14/143
- D291,568 S * 8/1987 Basch D14/143
- D406,613 S * 3/1999 Nakanishi D21/329
- D442,599 S * 5/2001 Cecilia D14/403
- D479,428 S * 9/2003 Geary D3/270

1 Claim, 3 Drawing Sheets



US D771,610 S

Page 2

(56)

References Cited

U.S. PATENT DOCUMENTS

D719,948 S * 12/2014 Dong D14/250
D722,058 S * 2/2015 Elliott D14/440
2007/0113306 A1* 5/2007 Paci A63H 3/005
455/575.1

2009/0193562 A1* 8/2009 Magglo A63H 3/14
2/158
2013/0249358 A1* 9/2013 Stevenson H05K 5/0004
312/223.1
2014/0221058 A1* 8/2014 Jand A45C 11/00
455/575.8

* cited by examiner

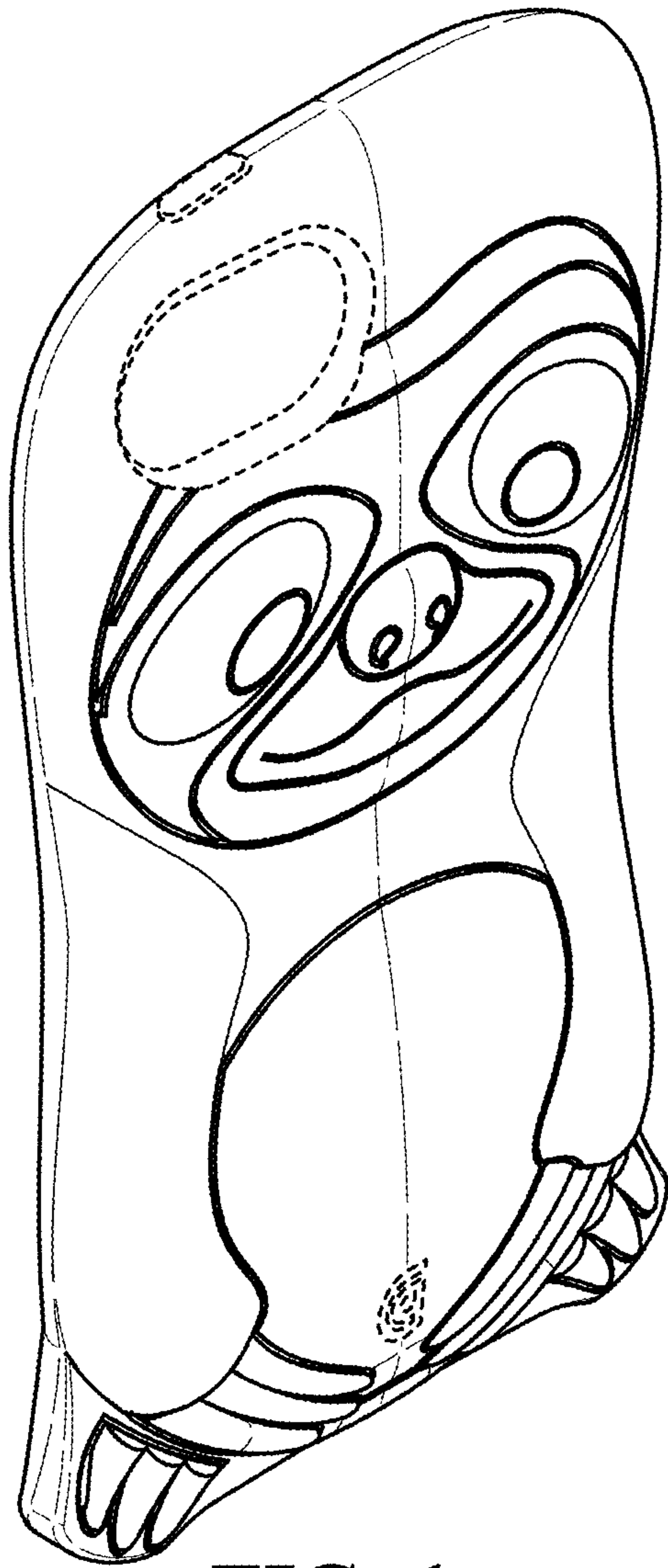


FIG. 1

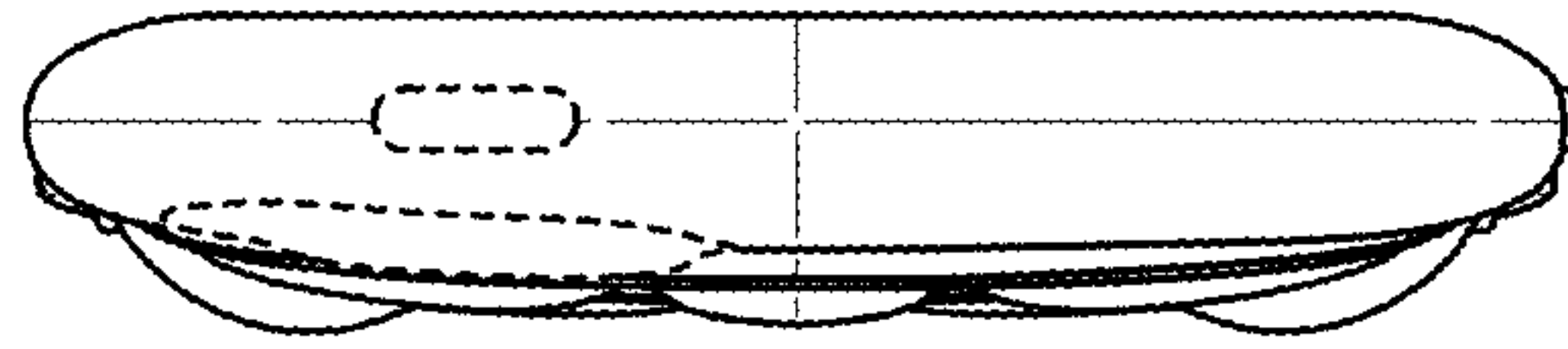


FIG. 2

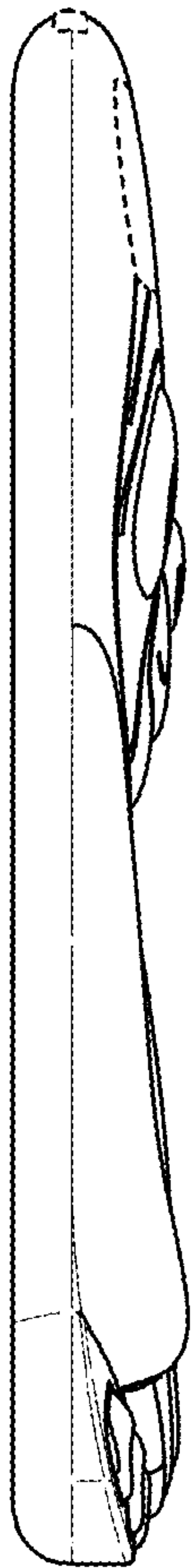


FIG. 3

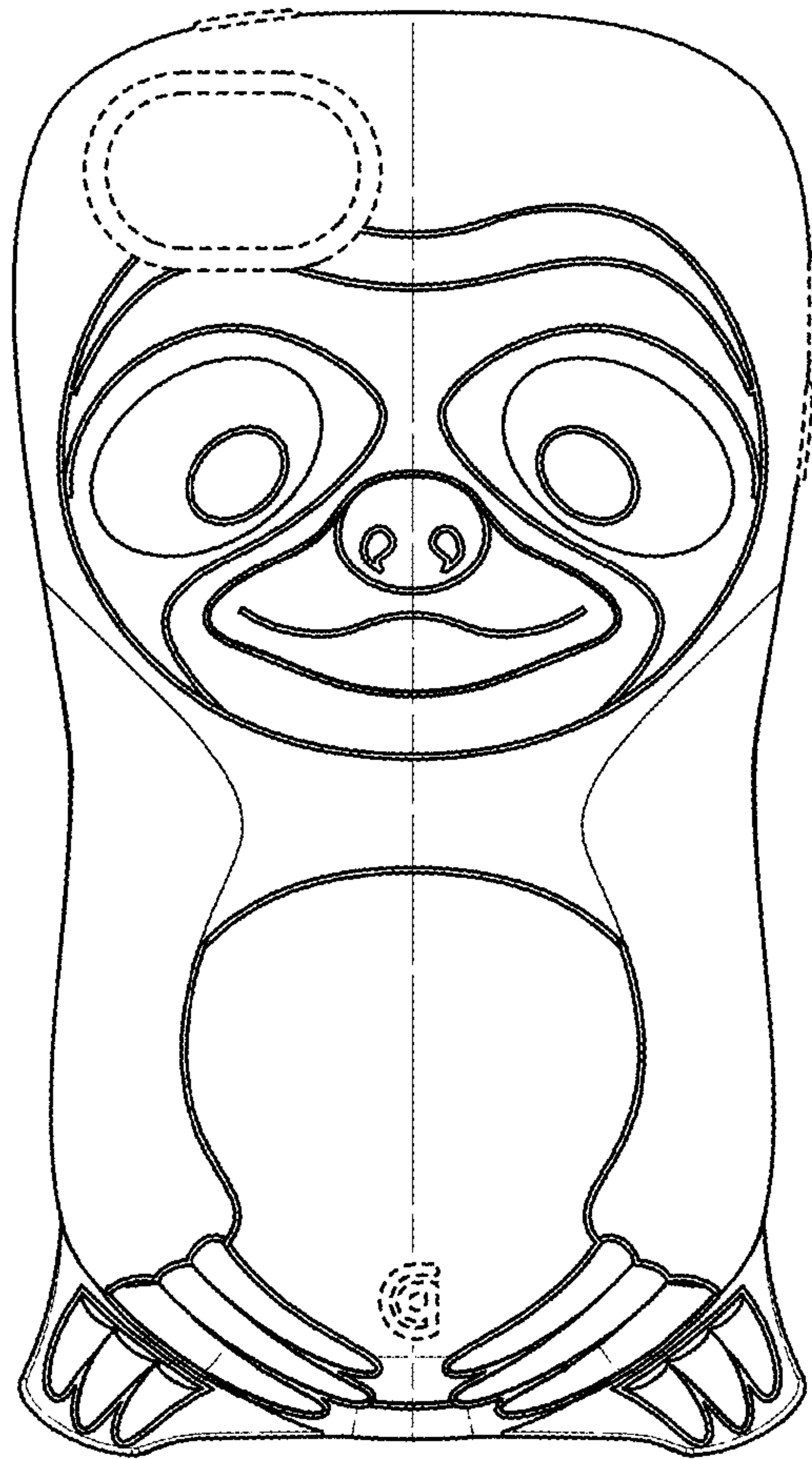


FIG. 4




FIG. 5




FIG. 6

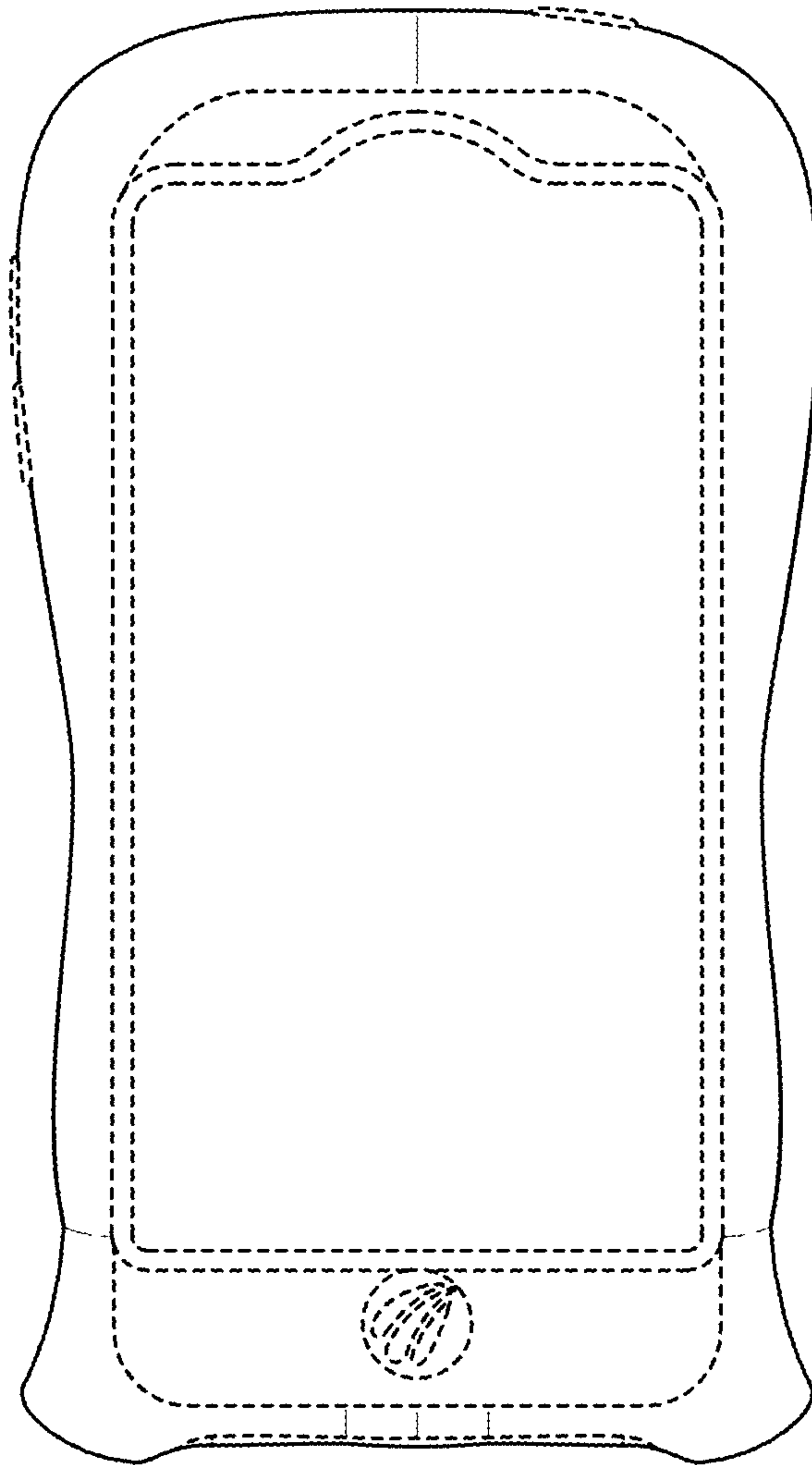


FIG. 7