



US00D771609S

(12) **United States Design Patent** (10) **Patent No.:** **US D771,609 S**
Stewart (45) **Date of Patent:** **** Nov. 15, 2016**

- (54) **CELL PHONE CASE**
- (71) Applicant: **Brittany L. Stewart**, Nashville, TN (US)
- (72) Inventor: **Brittany L. Stewart**, Nashville, TN (US)
- (73) Assignee: **Griffin Technology, Inc.**, Nashville, TN (US)

D557,278 S *	12/2007	Harvey	D14/494
D666,213 S *	8/2012	Fahrberger	D14/496
D676,018 S *	2/2013	Breines	D14/189
D677,654 S *	3/2013	Kwag	D14/250
D687,428 S *	8/2013	Kim	D14/253
8,675,862 B1 *	3/2014	Lin	H04M 1/185 379/437
D711,865 S *	8/2014	Smith	D14/250
D717,779 S *	11/2014	Dong	D14/250
D719,948 S *	12/2014	Dong	D14/250
D719,957 S *	12/2014	Elliott	D14/440

(Continued)

(**) Term: **14 Years**

(21) Appl. No.: **29/501,139**

(22) Filed: **Sep. 2, 2014**

(51) **LOC (10) Cl.** **14-03**

(52) **U.S. Cl.**
USPC **D14/250**

(58) **Field of Classification Search**
USPC D14/238.1, 250, 440, 203.3–203.7, 217,
D14/240, 248, 251–253, 447, 496, 143, 189,
D14/203.2; D3/201, 218, 247, 269, 273,
D3/301, 303; D13/103, 107–108, 119
CPC A45C 1/06; A45C 11/00; A45C 13/02;
A45C 2011/002; A45F 5/02; A45F 2005/026;
A45F 2200/0525; A45F 2200/0516; H04B
1/3888; H04M 1/0283; H04M 1/0202
See application file for complete search history.

(56) **References Cited**

U.S. PATENT DOCUMENTS

1,759,974 A *	5/1930	Campbell	A45C 11/00 150/100
D226,612 S *	4/1973	Robinson	379/451
4,547,171 A *	10/1985	Horimoto	A63H 3/02 446/370
D282,743 S *	2/1986	Huang	D14/143
D289,820 S *	5/1987	Paik	D2/719
D291,568 S *	8/1987	Basch	D14/143
D442,599 S *	5/2001	Cecilia	D14/403

OTHER PUBLICATIONS

Review: Griffin KaZoo for iPhone 5, published October 17, 2012, URL<<http://www.ilounge.com/index.php/reviews/entry/griffinkazooforiphone5>>, retrieved from internet on Jan. 11, 2016.*


Primary Examiner — Carla Jobe Wright
(74) *Attorney, Agent, or Firm* — HornKohl Intellectual Property Law, PLLC; Jason L. HornKohl

(57) **CLAIM**
The ornamental design for a cell phone case, as shown and described.

DESCRIPTION

FIG. 1 is a front isometric view of a cell phone case showing my new design;
FIG. 2 is a top view of the cell phone case;
FIG. 3 is a left side view of the cell phone case;
FIG. 4 is a front view of the cell phone case;
FIG. 5 is a right side view of the cell phone case;
FIG. 6 is a bottom view of the cell phone case; and,
FIG. 7 is a back view of the cell phone case.
The broken lines in the drawings depict portions of the cell phone case that form no part of the claimed design. The broken lines and unshaded surfaces bounded by broken lines form no part of the claimed design.

1 Claim, 3 Drawing Sheets



US D771,609 S

Page 2

(56)

References Cited

U.S. PATENT DOCUMENTS

2013/0249358 A1*	9/2013	Stevenson	H05K 5/0004 312/223.1
2014/0221058 A1*	8/2014	Jand	A45C 11/00 455/575.8
2007/0113306 A1*	5/2007	Paci	A63H 3/005 455/575.1

* cited by examiner




FIG. 1




FIG. 2

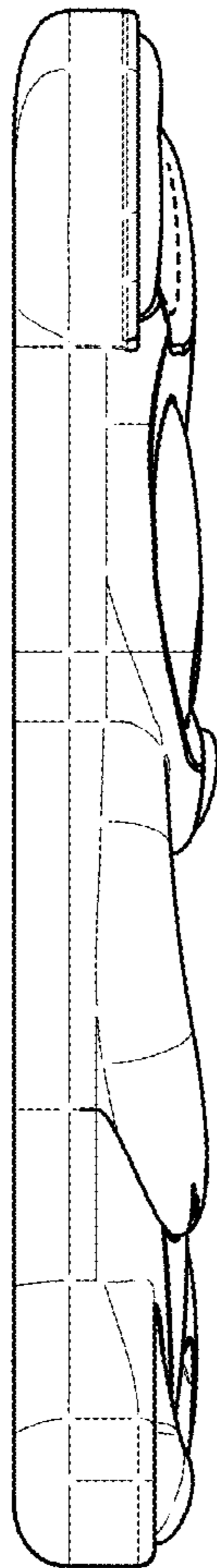


FIG. 3

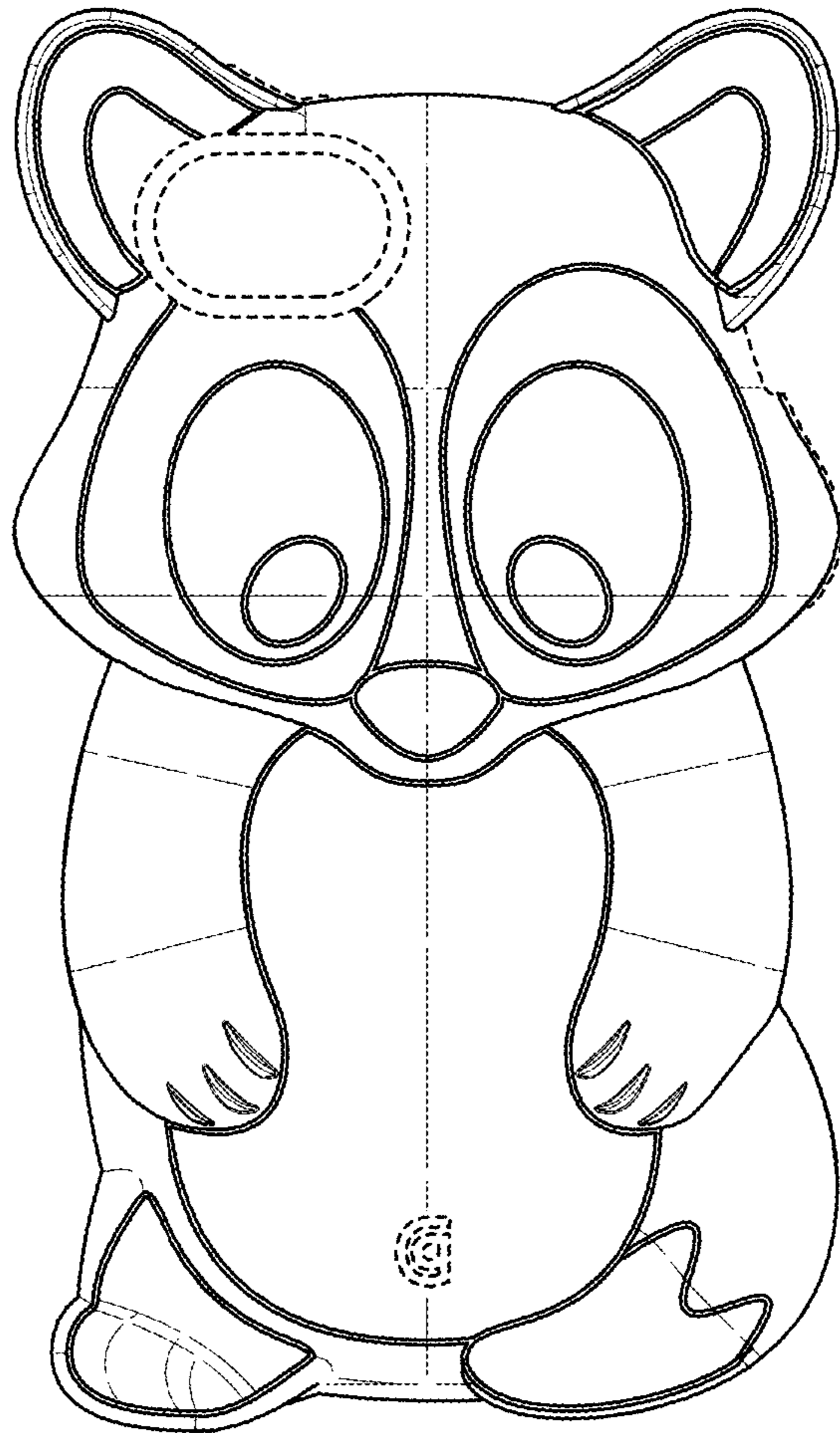


FIG. 4

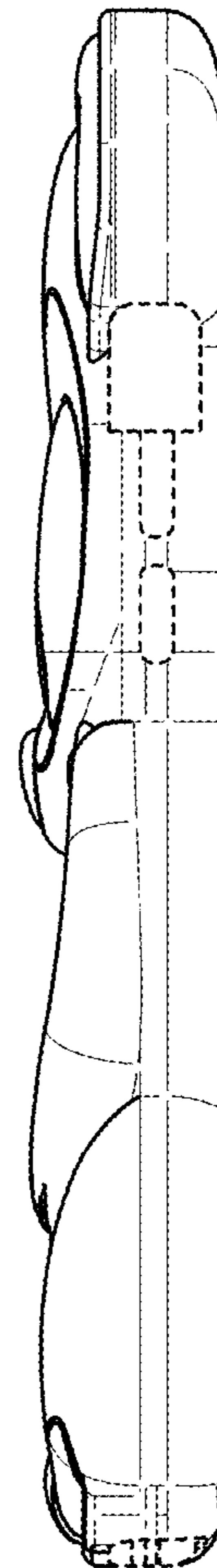


FIG. 5

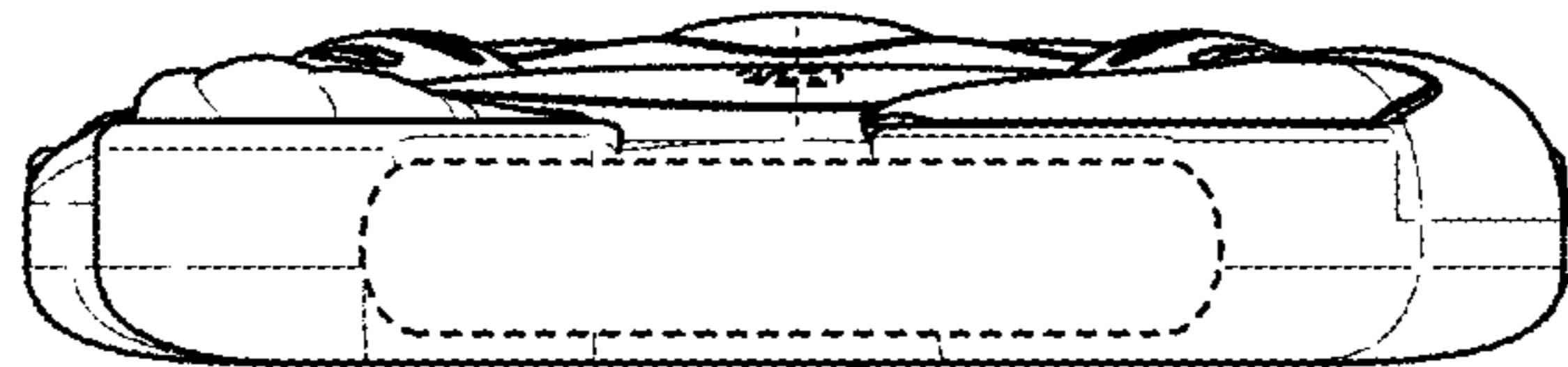


FIG. 6

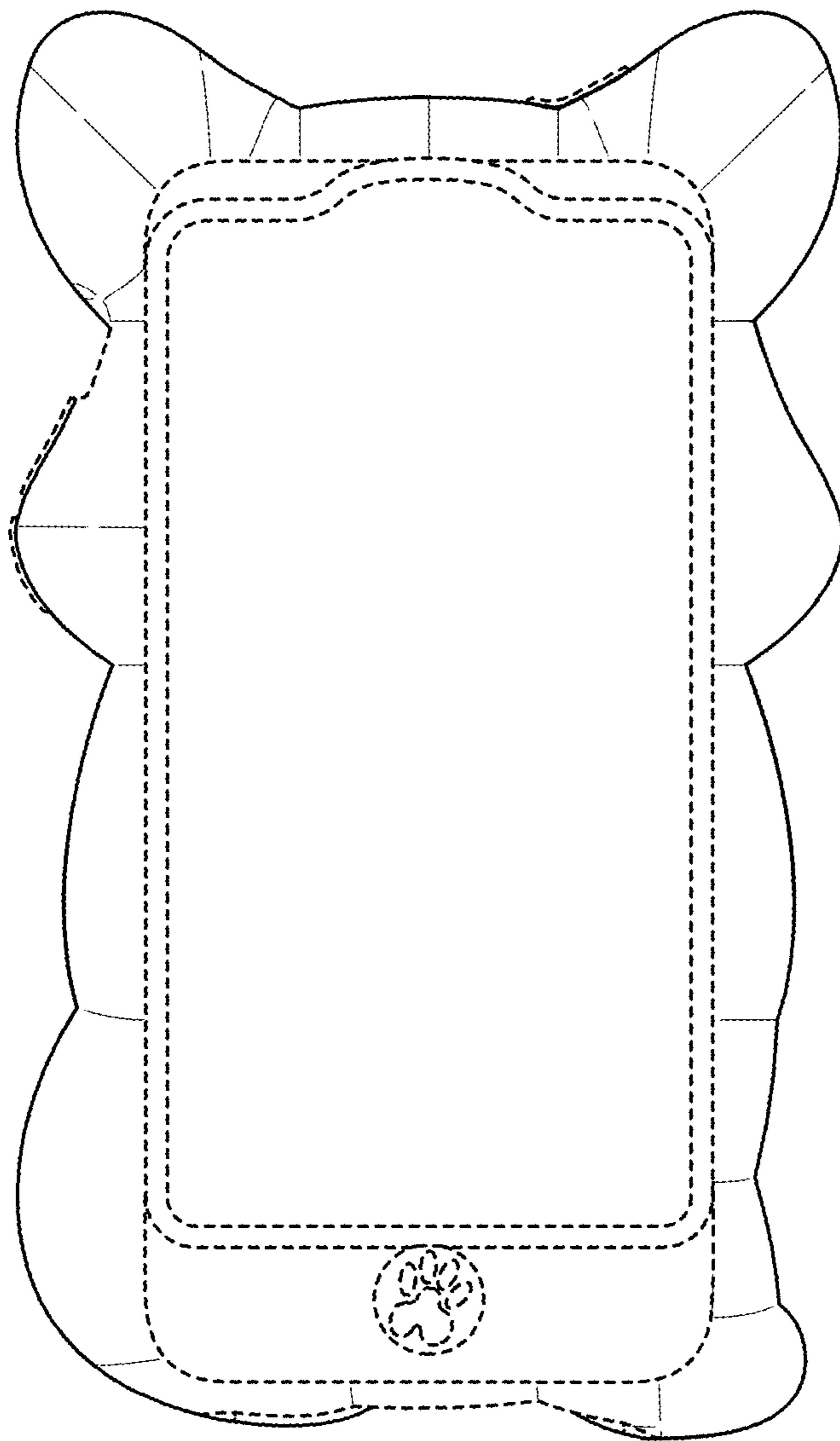


FIG. 7