

US00D771605S

(12) **United States Design Patent** (10) **Patent No.:** **US D771,605 S**  
**Park et al.** (45) **Date of Patent:** **\*\* Nov. 15, 2016**

(54) **MOBILE PHONE**  
(71) Applicant: **LG Electronics Inc.**, Seoul (KR)  
(72) Inventors: **Seala Park**, Seoul (KR); **Byunghyun Yi**, Seoul (KR); **Chanwoo Park**, Seoul (KR); **Cheolwoong Shin**, Seoul (KR)  
(73) Assignee: **LG Electronics Inc.**, Seoul (KR)

D654,902 S \* 2/2012 Chung ..... D14/138 AD  
D665,373 S \* 8/2012 Xu ..... D14/138 G  
D666,574 S \* 9/2012 Kim ..... D14/138 G  
D732,499 S \* 6/2015 Lee ..... D14/138 G

\* cited by examiner

*Primary Examiner* — Bridget L Eland  
(74) *Attorney, Agent, or Firm* — Morgan, Lewis & Bockius LLP

(\*\*) Term: **14 Years**  
(21) Appl. No.: **29/511,366**  
(22) Filed: **Dec. 10, 2014**

(57) **CLAIM**  
The ornamental design for a mobile phone, as shown and described.

**DESCRIPTION**

(30) **Foreign Application Priority Data**  
Jun. 11, 2014 (KR) ..... 30-2014-0028475  
(51) **LOC (10) Cl.** ..... **14-03**  
(52) **U.S. Cl.**  
USPC ..... **D14/248**  
(58) **Field of Classification Search**  
USPC .. D14/138 G, 138 AD, 248, 138 R, 138 AC,  
D14/247, 137, 341-347  
CPC ..... H04M 1/0202; H04M 1/0235; H04M  
1/0237; H04M 1/0239; H04M 1/0266;  
H04M 1/0268; H04M 1/027; H04M 1/0295  
See application file for complete search history.

FIG. 1 is a front perspective view of a mobile phone showing our new design;  
FIG. 2 is a front view thereof;  
FIG. 3 is a rear view thereof;  
FIG. 4 is a left side view thereof;  
FIG. 5 is a right side view thereof;  
FIG. 6 is a top plan view thereof;  
FIG. 7 is a bottom plan view thereof;  
FIG. 8 is a rear perspective view thereof;  
FIG. 9 is a front perspective view thereof, showing environment in a state of operation; and,  
FIG. 10 is another rear perspective view thereof, showing environment in a state of operation.

The evenly spaced broken lines immediately adjacent to the claim, encompassing unshaded regions in the FIGS. 3, 8, and 10 views, and the dash-dot broken lines define the bounds of the claimed design while the evenly spaced broken lines showing the remainder of the article are directed to environment; the broken lines form no part of the claimed design.

(56) **References Cited**  
U.S. PATENT DOCUMENTS  
D527,366 S \* 8/2006 Lee ..... D14/138 AD  
D616,407 S \* 5/2010 Kim ..... D14/138 G  
D631,461 S \* 1/2011 Yuan ..... D14/138 G  
D636,365 S \* 4/2011 Cheng ..... D14/138 G

**1 Claim, 9 Drawing Sheets**




FIG. 1




FIG. 2




FIG. 3




FIG. 4

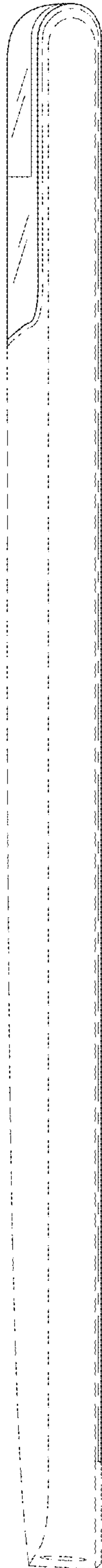


FIG. 5




FIG. 6




FIG. 7

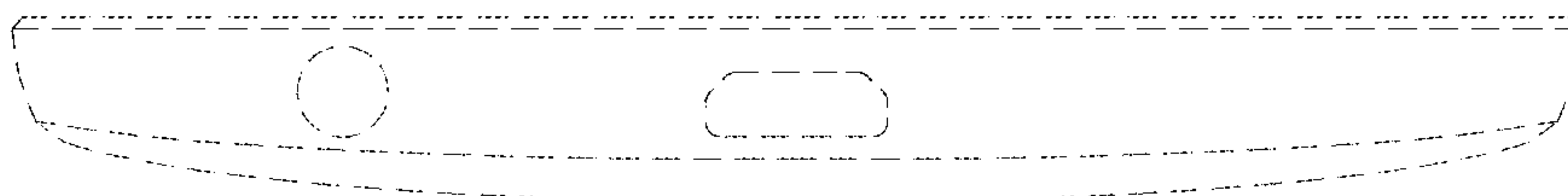


FIG. 8






FIG. 9




FIG. 10

