

US00D771604S

(12) **United States Design Patent** (10) **Patent No.:** **US D771,604 S**
Stoops (45) **Date of Patent:** **** Nov. 15, 2016**

(54) **PROTECTIVE COVERING FOR MONITOR**

(71) Applicant: **Kevin Ray Stoops**, Bucyrus, KS (US)

(72) Inventor: **Kevin Ray Stoops**, Bucyrus, KS (US)

(**) Term: **15 Years**

(21) Appl. No.: **29/539,815**

(22) Filed: **Sep. 17, 2015**

Related U.S. Application Data

(62) Division of application No. 29/461,226, filed on Jul. 19, 2013, now Pat. No. Des. 741,302.

(51) **LOC (10) Cl.** **14-03**

(52) **U.S. Cl.**
USPC **D14/239**

(58) **Field of Classification Search**
USPC D6/300–314, 432, 444; 40/700;
D19/52; D14/125–129, 239, 371–376,
D14/432, 448, 449, 450, 496, 250; 348/818,
348/823, 836; 359/609, 738; 361/220, 681
CPC H04N 1/00
See application file for complete search history.

(56) **References Cited**

U.S. PATENT DOCUMENTS

- 3,902,368 A 9/1975 Hasenbein et al.
- 5,121,703 A 6/1992 Smith
- 5,260,885 A 11/1993 Ma
- D360,199 S * 7/1995 Shu-Ying D14/239
- D381,973 S 8/1997 Adams
- 5,659,376 A 8/1997 Uehara et al.
- 5,748,270 A 5/1998 Smith
- 5,778,959 A 7/1998 Guetschow
- 5,797,570 A 8/1998 Dolan et al.
- D402,648 S 12/1998 Jones
- 5,909,315 A 6/1999 Keehn
- 5,971,548 A * 10/1999 Hung G06F 1/1609
348/E5.131
- D421,973 S * 3/2000 Jacobson D14/450

- 6,050,833 A * 4/2000 Danzyger G06F 1/1609
248/201
- D427,573 S * 7/2000 Wiggins D14/457
- D455,755 S * 4/2002 Levine D14/447
- D504,899 S * 5/2005 Ellis D14/450
- 7,436,668 B2 10/2008 Bae
- 7,495,846 B1 2/2009 Kappel
- 7,570,313 B2 8/2009 Wu et al.
- D612,818 S 3/2010 Lents, Jr.
- D620,942 S 8/2010 Huang
- D624,082 S 9/2010 Liu
- D626,129 S * 10/2010 Lutz D14/447
- 8,018,547 B2 9/2011 Stoops
- D651,214 S 12/2011 Yoo et al.
- D664,129 S 7/2012 Mora
- D667,412 S 9/2012 Wang et al.

(Continued)

FOREIGN PATENT DOCUMENTS

- JP 10218279 8/1998
- JP 2000-023066 1/2000
- WO 97/48035 12/1997

Primary Examiner — Randall Gholson

(74) *Attorney, Agent, or Firm* — Kutak Rock LLP; Bryan P. Stanley

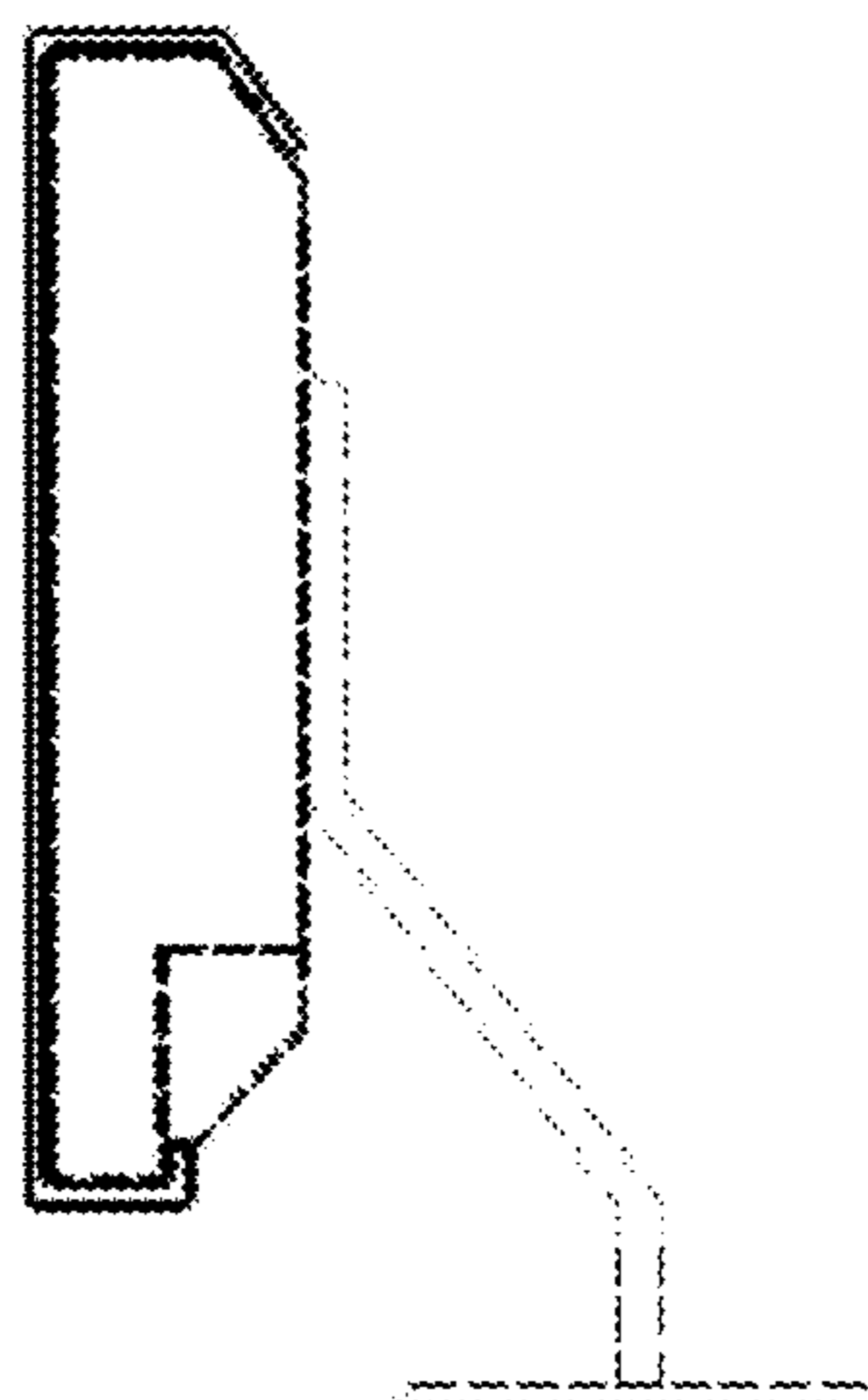
(57) **CLAIM**

The ornamental design for a protective covering for monitor, as shown and described.

DESCRIPTION

FIG. 1 a right side view of my new design for a protective covering for monitor shown with an unclaimed monitor; FIG. 2 is a right side view of the protective covering for monitor, the left side view being a mirror image thereof; FIG. 3 is a top plan view thereof; FIG. 4 is a rear elevation view thereof; and, FIG. 5 is a bottom view thereof. The broken lines showing a monitor in the drawings shows unclaimed environment only and forms no part of the claimed design.

1 Claim, 2 Drawing Sheets



US D771,604 S

Page 2

(56)

References Cited

U.S. PATENT DOCUMENTS

D682,282 S 5/2013 Steinfield
2004/0066613 A1 4/2004 Leitao

2004/0166342 A1 8/2004 Wursche et al.
2004/0177919 A1 9/2004 Cheng et al.
2005/0096209 A1 5/2005 Kase et al.

* cited by examiner

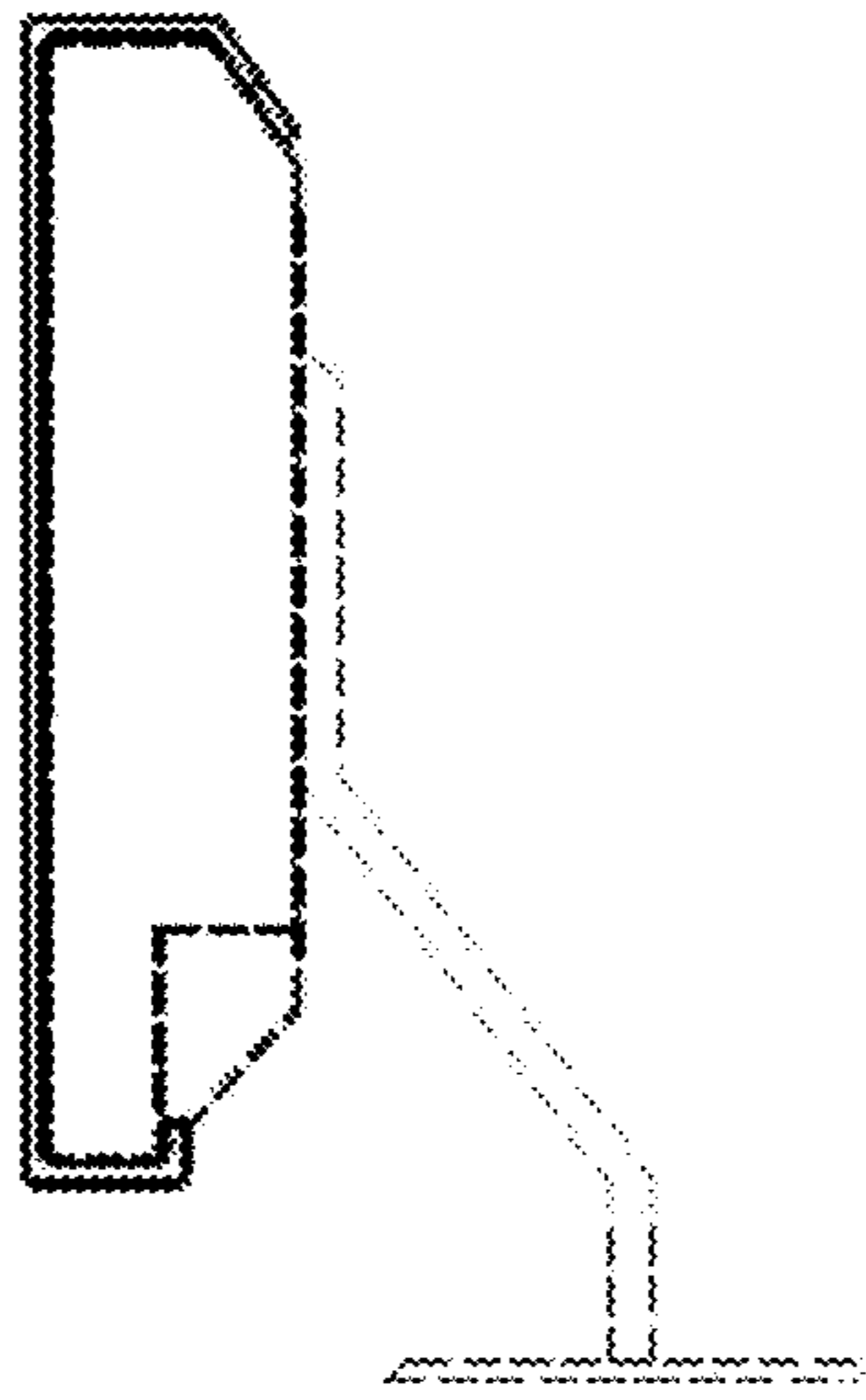


Fig. 1




Fig. 2




Fig. 3

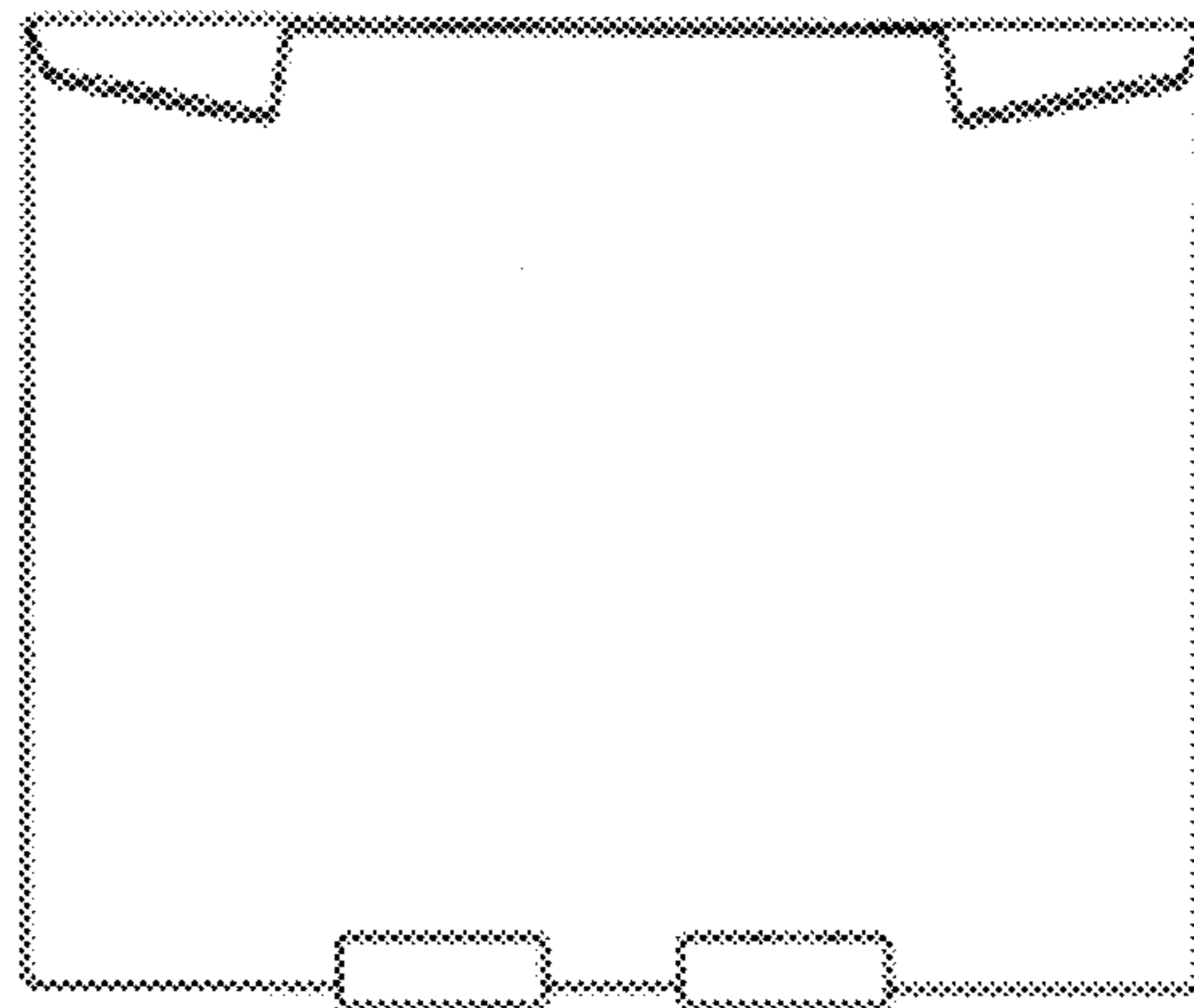


Fig. 4



Fig. 5